



Edition 244  
Jan-Feb 2026



[www.woodturnerswa.org.au](http://www.woodturnerswa.org.au)

# Woodturners Association of Western Australia

WAWA Committee	2
Group Details	2
Presidential Ponderings	3
News from the Groups	4
Avon Adventures	4
Bunbury Bites	4
Busselton Buzz	10
Melville Mutterings	11
Northern Suburbs Natters	16
Swan Snippets	17
Wandi Warblings	18
Competition Items 2026	21
Collie Weekend Workshop	23
Avon Weekend Workshop	24



*Image: Embellished bowls presented by  
George Kieliger at Melville*

## WAWA Committee

### President

George Murphy  
president@woodturnerswa.org.au

### Vice-President

Ross Crawford 0433 811 359

### Secretary

David Milton 0437 154 442  
secretary@woodturnerswa.org.au  
Postal address: WAWA, PO Box 4146  
Harrisdale WA 6112

### Treasurer

Brian McLoughlin  
treasurer@woodturnerswa.org.au

### Immediate Past President

Barbara Jennings

### Membership Registrar

David Finch 9339 6141  
PO Box 1641, Fremantle WA 6959  
registrar@woodturnerswa.org.au

### Competition Coordinators

Ian Ludford, George Murphy  
competitions@woodturnerswa.org.au

### Web Site

Ian Ludford 0412 411 380  
webmaster@woodturnerswa.org.au

### Newsletter

newsletter.editor@woodturnerswa.org.au

### Committee Members

Mary Byers	Robin Campell	David Doye
Jim Parker	Gary Taylor	

---

## Group Details

### AVON

Shed 1, Community Depot, Railway Road, Toodyay  
Sunday 9:00 am – 12:00 noon  
Wednesday 9:00 am – 12:00 noon  
Max Heath [maxnmillie@westnet.com.au](mailto:maxnmillie@westnet.com.au)

### BUNBURY

57 Thomas Street, East Bunbury  
Tuesday 8:00 am – 2:00 pm & 6:00 pm – 9:00 pm  
Wednesday 8:00 am – 2:00 pm  
Thursday 8:00 am – 2:00 pm  
Saturday 8:00 am – 12:00 noon  
Norm Hoskin [wawabunbury2019@gmail.com](mailto:wawabunbury2019@gmail.com)

### BUSSELTON

Old Butter Factory Precinct, Peel Tce, Busselton  
Tuesday 9:00 am – 2:00 pm  
Tuesday 6:00 pm – 9:00 pm (1<sup>st</sup>, 3<sup>rd</sup>, 5<sup>th</sup>)  
Wednesday 9:00 am – 2:00 pm & Demo 7:00 pm (2<sup>nd</sup> & 4<sup>th</sup>)  
Thursday 9:00 am – 2:00 pm  
Saturday 9:00 am – 2:00 pm  
Peter Benjamin [busseltonwoodturners@gmail.com](mailto:busseltonwoodturners@gmail.com)

### COLLIE

Clubrooms – cnr Wittenoom St & Steere St  
Wednesday 9:30 am – 3:30 pm  
Monthly Meeting on the last Sunday  
Rob Ingram [Colliewoodturnerswa@gmail.com](mailto:Colliewoodturnerswa@gmail.com)

### EMBELLISHERS SIG

Wandi Community Hall, 302 DeHaer Rd, Wandi  
Thursday 9:00 am  
Robin Campbell [sievol1@bigpond.com](mailto:sievol1@bigpond.com)

### MANDURAH

Falcon Reserve, 27 Lynda Street, Falcon  
Monday 5:00 pm – 9:00 pm  
Tuesday 9:00 am – 12:00 noon  
Thursday 6:00 pm – 9:00 pm  
Sunday 2:00 pm – 5:00 pm  
Ross Crawford [woodturnersmandurah@gmail.com](mailto:woodturnersmandurah@gmail.com)  
[www.mandurahwoodturners.com](http://www.mandurahwoodturners.com)

### MANJIMUP

The Long Shed, Timber Park  
Wednesday 10:00 am – 2:00 pm & 5:30 pm – 8:00 pm  
Thursday 10:00 am – 2:00 pm  
Adrian Bolton [ageinbridgy@gmail.com](mailto:ageinbridgy@gmail.com)

### MELVILLE

Maurice Buzacott Reserve, Kardinya  
Wednesday 9:00 am – 11:30 am  
Saturday 9:00 am – 11:30 am  
David Finch [d.t.finch@bigpond.com](mailto:d.t.finch@bigpond.com)

### MUNDARING

Old Parkerville Primary School, cnr Dura & Riley Rds,  
Parkerville, Wednesday 2:00 pm – 4:00 pm  
Saturday 10:00 am – 12:00 noon  
Peter Compton [petercompton2001@yahoo.com](mailto:petercompton2001@yahoo.com)

### NORTHERN SUBURBS

Heathridge Leisure Centre, Sail Tce, Heathridge  
Monday 7:00 pm (2<sup>nd</sup>, 3<sup>rd</sup> & 4<sup>th</sup>)  
Carol Burchell [carolmb@optusnet.com.au](mailto:carolmb@optusnet.com.au)

### SEGMENTERS SIG

Maurice Buzacott Reserve, Kardinya  
Thursday (fortnightly) 10:00 am – 2:00 pm  
(see website for dates)  
Syd Harvey

### SWAN

Caversham Memorial Hall, Lot 34 West Swan Rd, Caversham  
Tuesday 1:00 pm for 1:30 pm start  
Gary Taylor [swanwt123@gmail.com](mailto:swanwt123@gmail.com)

### WANDI

The Pavillion, 302 DeHaer Rd, Wandi  
Monday 8:00 am – 12:00 noon  
Wednesday 8:00 am – 12:00 noon & 5:00 pm – 9:00 pm  
Geoff Green [gfgreen138@gmail.com](mailto:gfgreen138@gmail.com)

---

## ***Presidential Ponderings***

I hope you all had a relaxing and fulfilling time over Christmas and the New Year and are now ready and raring to go.

In a change to last year's workshop "marching order", our first weekend meeting will be on 21<sup>st</sup> Feb 2026 at Collie. The competition item is a spherical box on a stand, and we hope that many of you submit an entry, all within the specs outlined in the Competition Diary of course. I look forward to seeing you there.

Continuing on the subject of competitions, our two Open competitions, Artistic and Plain Turning, will take place on 18<sup>th</sup> Jul 2026, with items to be submitted at either Wandi or Melville by 11:00 am that day. This is the only competition where entries can be anything your heart desires – there are no restrictions on subject or anything else. The prizes reflect the importance of the Open Competition to WAWA. Major trophies are awarded and there are substantial cash prizes in the six divisions – in each, the first prize is \$200, second is \$100, and third is \$50. The time to get going on your entry is now.

As usual, we have some difficulty in getting volunteers to judge the competitions. The competitions are an important part of the WeWs and in my opinion the peer comparison and feedback are among the best ways that our members learn and improve in the craft. Competitions cannot run without judges. An additional encouragement is that judges at a WeWs are awarded one competition point for themselves and one competition point for their club. Judges are accepted for training from Novice, Intermediate, and Advanced Divisions and many find that becoming a judge improves the quality of their own work. Please consider volunteering if you have not already done so.

A reminder that the March WeWs will be held in Toodyay by the Avon group. Avon and Manjimup share the March workshop, each group taking a turn every two years. This year it falls to Avon and they hope to see many of you in Toodyay on 21<sup>st</sup> Mar 2026, all carrying your three-cornered bowls for the competition.

Again, I hope you all enjoy the upcoming WeWs, and I hope to see you there.

*George Murphy*

WAWA President

[president@woodturnerswa.org.au](mailto:president@woodturnerswa.org.au)

---

## News from the Groups

### Avon Adventures

Hi all from the Avon Valley.

Well we have had some very hot weather here in the Avon Valley. We are getting it out of the way before our Workshop in March.

We had a great Christmas get together at a Chinese place in Northam with a good crowd. Well it was for us anyway with our numbers up on what we are used to. We didn't really close down this year as there were some who wished to turn.

Our workshop planning is well under way and hope to see a good crowd there. The new system of having the demonstration turned two meetings before threw us but all has been overcome. We had a good amount of morning and afternoon tea goodies last time which was appreciated and if you can bring a little something it would be nice - we really do appreciate it. This workshop has been a little easier on myself as last time we were a very small club, now with larger numbers we can delegate jobs out. We had a progress meeting just recently and actually had volunteers to take on responsibilities.

We acquired some nice olive late last year and found that we have a lot of useless timber in our shed so the next project is to have a working bee to sort out and re-evaluate what we have got and re-stack to have more accessibility to what we have.

Our next major outing will be the Moondyne festival in May where we usually demonstrate. Now with extra members the load is shared around nicely.

Well that's about all from Toodyay so we hope to see you in March.

*Max Heath*

### Bunbury Bites

#### Bunnings Halloween Event

A fun night was had at Bunnings on 30<sup>th</sup> October. Thanks to all those who attended, helped set up and pack away. Norm Hoskin was demonstrating on the lathe, doing a brilliant job. We sent away many children with wands and spinning tops – or should I say lots of little witches and monsters? Bunnings gave us a huge bowl of lollies to out on the table as well – some may have been eaten by us – but I'm not telling!

#### Brunswick Show

The woodworking section in the Brunswick Show was very popular, with many interesting and excellent exhibits. Other sections were also well supported, so there was much to





see in the Art and Craft World. The weather was beautiful, and there were a large number of stalls to visit. If you like a good day out in the Country, maybe put this one on the Calendar for next year. It's worth the drive.

Congratulations to our members who entered pieces, and came home with prizes.

### Silver Chain Lolly Bowls

Many club members helped throughout the year so that we could meet our annual quota of 100 lolly bowls. What a mammoth effort. Barry Laidler with his usual charm, and a bit of skilful persuasion, managed to not just get the donation of chocolates for this year's bowls, but a promise of next years as well! Cue the big day, and without too many hiccups, we got the bowls packaged up and ready to go. A reporter from the Bunbury Herald attended and we got a great write up in the paper. We can all be proud that we have helped brighten someone's day, even just a little.

### Christmas Wind-Up

Our Christmas wind-up on 14<sup>th</sup> December was well attended and everybody had time to have a good chat and a catch-up. The BBQ was the star of the show even if we had to bring it inside as it was far too hot to stand in the sun and cook. A lovely surprise came in the form of Georgina Steytler (George Parkes' daughter). For those who haven't met her you will soon know she is there as her infectious laugh lights up any room. The intention is to make a "George Parke Library" filled with our existing books and the large number donated by him. It was a pleasure to be able to show her the plaque we had made and that now hangs on the wall. Lyn Poli has been hard at work cataloguing all of the books and magazines donated by George.

A big round of applause for the recipient of the Most Improved Turner of the year award, which went to Sarah Grant. Sarah has been turning with Lyn Poli on a Tuesday night and Lyn has said she is excellent with both her technique and finishes. Well done, Sarah!


The John Shinnick Award went to Emma Robson (me) so I can't say too much. I will say though that I was thrilled to receive the award and am glad to be a part of the club.

### Club Clean up

To start off the new year on the 6<sup>th</sup> January we held a bit of a busy bee performing some minor maintenance and having a jolly good clean up. As always many hands made light work and we were out of there before the weather got too hot. Thank you to everyone who came along in the heat to help not just clean up, but also get ready for the Summer School.



Bunbury Wood Turners life member Mick Johnson, secretary Emma Robson and life member Lyn Poli have helped make 100 wooden bowls for Christmas. Picture: Craig Duncan



## Summer School

What a great couple of days! We had six students this year and weren't they talented! Lyn was our demonstrator on the first day and Barry came in to demonstrate on the second so the students were off to a flying start. They turned an egg cup to begin with, and they did that in record time, so they turned a honey dipper as well. There was some fantastic beginner talent shown and some real interest in coming along for three free sessions. Wouldn't it be fantastic to get some new members out of the Summer School? To everyone who helped set up, sharpen tools, cut blanks and tutor on the day... THANK YOU!



## Special Thanks


Maintenance is something which goes on in the background at our club all the time. The jobs are many and varied and are shared between lots of people however one member always goes above and beyond - Pat Jordan. He is regularly asked to pop in and change a bandsaw blade and he always does it with a smile. And that's just one example of the maintenance tasks he performs. Such a lovely man and generous with his time and skills. If you see Pat around please take the time to say 'Thank you', and let him know he is appreciated.

## Pen Making Day

Wow! What a fantastic turn-out (pardon the pun) we had for our Pen Making Extravaganza! As a fairly new member to the club, I can say that I have never seen that many people show up on one day, ready and able to work. We managed to complete all 50 pens by lunchtime which was brilliant. It was a bit of a slow start, as it was our first time doing this, but we soon got a system and a production line going, then it was full steam ahead. If the client is happy with the end product there is a possibility of more orders so here's hoping.

A huge thank you to all of you who prepped the blanks, turned, finished and put the pens together. Special mention also to those who came in to give support and advice. Many hands make light work and we certainly had many hands today. Hats off to us!





### Meet your club members - Mick Johnson (#302) – WAWA Life Member

For no other reasons than I am talking with Mick Johnson, and it's Christmas, and it's the last Newsletter of the year – I have decided to make this interview longer than usual. I'm sure you will all agree that with a 40-plus year membership the extra lines will be worth it.

Mick, for those of you who don't know, is actually named Clifford Raymond. When he was a young boy his mother had a cocoa tin which had Mickey Mouse painted on it. Mick coveted that tin, and was so besotted with it that his sisters named him "Mick". And here we are, all these years later, still calling him by that nickname!

During his working life Mick was a Fuel Tanker driver. He married his lovely wife "Ev" and they lived together in Bridgetown, Albany and then Bunbury. As a part of his employment in Albany, Mick was responsible for re-fuelling the jet planes prior to them making their return journey to Perth. The flights were only three days a week but it was one of the more enjoyable tasks he fulfilled. Sadly, those days were before the advent of WorkSafe and there wasn't the knowledge we have today of workplace safety. Mick attributes his problems with hearing directly to his close proximity to the jet engines.

Once in Bunbury, he was promoted to Coastal Bulk Plant Supervisor. He was responsible for the distribution of fuel from ships that came into the Port. The fuel went all over the South West, even as far as Kojonup, on trucks and rail-cars.



Mick always had an interest in and was exposed to woodwork from a young age. His father was a Coach-builder – making horse drawn vehicles, and later the wooden components of Model T fords.

Prior to retirement, Mick spent a lot of years building up his skills in joinery and furniture making. Never having been formally trained or completing an apprenticeship in the Wood trades, he considered himself a hobbyist only. It is fair to say that seeing photographs and finished furniture in his house he could easily be described as a Master Craftsman. His skill was so well known that he was frequently asked by South's Furniture to repair damaged items and make modifications to furniture already purchased. I'm sure there is still a lot of furniture being used in Bunbury today that was modified by Mick.

Once he reached retirement Mick became passionate about his woodworking as he then had the time to really develop his skills. He continued to make furniture, predominantly for his family and friends. It was not uncommon for a friend to pay for the timber and Mick would do the work as a "gift" although he considers that he was the one who gained the most enjoyment.

One of the more notable pieces he made was a Lectern constructed using timber from the old Bunbury jetty. This lectern was purchased and is still in use by the Bunbury City Council today. Other lecterns he made are now in the Bunbury Women's Club and the Stirling Street Arts Centre.

So how did he make the jump from quality furniture to woodturning? Although joinery was (and still is) his first preference, Mick became involved with WAWA at its very inception. He met a man at the Dowerin Field Day who gave him the contact number of John Shinnick in Bunbury. John and Mike Kenny were instrumental in starting up the Bunbury Club as we know it and Mick became great friends with them. Before having a designated club they would meet at John's house to turn and chat all things timber. They would also have meetings in Eneabba as one of the original members in WA ran the Caravan Park at the time. They would travel together and enjoyed both the trip and the time in Eneabba.

As the club grew Mick filled the role of Convenor and was almost always on the Committee. He has been the official "Trailer Supervisor" for 40 years, handing on that role only recently. No wonder he was honoured with a Life Membership! Occasionally Mick would enter WAWA competitions but as he is not overly competitive he prefers to let other people take centre stage. He never wanted to take points away from his colleagues and would rather work quietly in the background.





Over the years Mick has learnt a lot from other woodturners and finds comradeship the most enjoyable part of being in the Club. He gets different ideas from others, and is always keen to learn something new. One thing he would wish for the future is to see the amalgamation of some turning days. That way there would be more interaction between members which in itself would mean more transferring of ideas and techniques.



As the life of John Shinnick was drawing to a close Mick made him a promise that he would do everything he could to keep the club operating. This is something which he has done admirably. The club has been a big part of Mick's life and he has enjoyed all of it. He has many memories but his favourites are of seeing people so pleased when he gives them one of his hand-crafted works of art. He has spent a long time perfecting his finishes and loves to see a beautiful piece of work, finished in lacquer.

To finish up, Mick would like to say two things:

One – always try to improve. Be happy with your work, but be critical too. Ask yourself, how can I do this better next time? That way you will constantly challenge yourself and improve the quality of your work.

And two – he could not have done any of the things he has without the support of his beautiful wife Evelyn.

### Meet your club members – Lyn Poli (#2223) – WAWA Life Member

For many of the later members Lyn is the first face we get to know and there is a very good reason for this. She is without a doubt our Number One Tutor, someone who is always willing to share her skills and techniques with others. Where would we be without her? Lyn joined the club around 2004/2005 after dabbling with turning at home on a lathe inherited from her father. Growing up, she watched her father working with wood, he was a self-taught hobbyist with many interests. After her own children were grown and flown, she decided to make use of the lathe and have a go herself. After approaching TAFE and discovering there were no classes available she was put in touch with Toni Wilson. Toni taught Lyn one on one and then suggested she join the club. The rest is history!



The club when Lyn joined was still situated at the Grammar School so Lyn has seen many changes and been an active participant in all of them. She has been Convenor and Treasurer more than once, and with the exception of the last two years, has always been on the Committee. Even though she is not on the Committee now she is still generous with her time and happy to answer any questions about how events have been run previously. No wonder she is a Life Member.

Turning on Tuesday and most Thursday evenings, Lyn's favourite types of turning are Inside-out turning and deep hollowing. She also enjoys experimenting with different types of embellishments and we have been fortunate at Show and Tell to see some of her completed works.

Although she says she turns on those days we all know that she doesn't actually get much turning done. Luckily for us she is quite happy to spend the time tutoring new members and offering advice

to all. She is our go-to person when there is a new member joining as she says she very much enjoys teaching the basics and then watching people grow and develop their own skills.

When asked what the best thing about the club was Lyn said it was definitely the camaraderie. She loves seeing members helping each other and watching the passing of knowledge and techniques between everyone.

And for the future? Lyn would love to see the Club being able to host Masterclasses, inviting skilled tutors to the club and learning from them. Embellishing in particular is something she would love to see more of. Lyn feels very strongly that we can all continue to learn, even if we have been turning for a very long time.

I am sure that we all appreciate the work which Lyn has done, and continues to do for our club. If you see Lyn around, say G'day.

Emma R



## Busselton Buzz

After a short Christmas and New Year break the usual Busselton Woodturners activities recommenced mid-January. The weekly workshops and demonstrations on Tuesdays, Wednesdays, Thursdays and Saturdays will continue in 2026.

All visitors are welcome and we started the year with a few visitors to the shed from the many cruise ships calling into Busselton.

In December we continued our 'found, salvaged and reclaimed' timber activities with salvage of mulberry (*Morus spp (niagra)*), pepper tree (*Schinus molle*) and olive (*Olea europaea*) from a block in town.

Busselton Woodturners has set up a new Facebook page 'Woodturners from South Western Australia'. Visit the site to become a member and join in at <https://www.facebook.com/groups/1558699778671085>

This Facebook group is dedicated to woodturners in South Western Australia. Our objective is to foster learning, expand our community, cultivate camaraderie, and produce exceptional pieces that demonstrate both artistic flair and practical functionality.

The Busselton Woodturners again had our display, demonstration and sales at the Busselton Art in the Park event 23<sup>rd</sup>-24<sup>th</sup> January. Another successful and well attended promotional event.







*Ian Kealley*

## **Melville Mutterings**

19<sup>th</sup> Nov 2025 – Today's event was billed as a "bits and bobs" session presented by the ever-reliable David Milton and while being reminded of the sad passing of one of our past members, Laurie Green.

Some of the older members may recall either seeing or using similar items to those shown today. Laurie's skills as a fitter and turner were evident in many of the items on display as David presented a small cross section of the items we had been fortunate enough to receive from his collection. His memory will live on as members utilize some of the many tools and jigs he had created over the years to assist in his turning.

Starting with an item few would have seen, let alone used, an ornamental engine, David described and demonstrated some of the features and I will leave it to you to research the intricacies of the machine as it would take way too long to describe.

He then went through some of the different chucking options Laurie had at his disposal and followed this with a display of an array of deep hollowing tools and attachments which had been made to accommodate hollowing up to a depth of some 600 mm - boring bars, tool rests, very large wall



thickness callipers and concluded the demo by stating all the items shown were available for use by members if they wished so let your imagination run wild. Well done David.

One of our newer members, Kate Baker, then took centre stage to present the S&T display for the day which included members' entries in the WeWs and while Chris Chai, Mark Landwehr and David Finch were unsuccessful in winning a prize, Denis Tapley took 1<sup>st</sup> in Most Popular.



Other items included lidded boxes from a recent hands-on including one which had been threaded, a yoyo, a Christmas ornament based on last week's demo, bangles, phone stands, an iPad stand and a marble maze. The quality and variety of such displays never cease to amaze.

**26<sup>th</sup> Nov 2025** – The program for this week was thrown into complete disarray as the demonstrator was unable to attend so the morning was turned (no pun intended) into a hands-on with no fixed subject and became a free turning day.

Although the numbers were down substantially due to the funeral of one members' wife, enough attended to make the morning worthwhile. Our thoughts and prayers go out to Ron and family at this terrible time.

Our timber supply was raided for suitable blanks for each turner's preferred project and the chips began to fly as what appeared to be nondescript bits of wood became bowls, pot pourri containers, pepper grinders, etc and we hope to see the finished articles in a S&T in the near future.

As we near the end of the year, with thoughts leaning toward Christmas, the usual end of year madness is just around the corner with events like the packing of the lolly bowls and sleighs with sweets, the Christmas Gift Presentation and our end of year Christmas lunch coming around in quick succession before we give ourselves a break for the festive season and recharge the batteries for the new year. More to come on that later.

**3<sup>rd</sup> Dec 2025** – As the demonstration program for this year comes to an end, the inevitable festive season madness takes hold and the calendar fills with all manner of events and our club is not immune from that eventuality.

As a consequence, there were several events taking place today starting with the filling and wrapping of the lolly bowls and sleighs that will go to Silver Chain next week, followed by our last demonstration for the year and finally our Christmas tree ornament competition and dressing of the trees.

An early start had about a dozen people involved in the filling and wrapping of the bowls and sleighs which was completed with military precision setting us up for the demo to be presented by George Kieliger with the topic being "All That Glitters Is Not Gold".



*Lolly bowls ready to be filled*

George opened his account with a talk on the subject of gilding and the materials used in the process along with the various tools and equipment he uses to achieve his intricate embellishments on broad rim bowls and the like before giving us a practical demonstration of his method.

He set up a work station on one of the lathes and produced a shallow bowl which was marked with a distinctive pattern using a white pencil and light touch so the timber would not get bruised and once happy with the design, the size (glue) was applied and allowed to go tacky and the preferred gilding leaf material was then applied to the tacky glue.



*Some of the helpers with filled and wrapped bowls*

On completion of the process, the bowl was circulated for all to see and marvel at the result achieved in a short time. It was obvious to all that George's practiced hands had done this before and we could all appreciate the skill involved in doing this. A tremendous demo to round out the year and exhibit more of the different skills we have in the club.

Ian Ludford then presented the S&T for the day consisting of a pair of salt and pepper grinders, skipping rope, yoyo, cup and ball toy, a lidded box, jewellery tree, string pull top, some pendants and a beautiful, segmented fruit bowl.



It was then time for the popular vote judging of the ornaments which were judged in 3 categories: a turned ornament, a 3D-scrolled ornament and finally a 3D-printed one.

While there was only 1 item entered in the printed category by Robert Cockburn, there was some discussion whether it could grace a tree but was awarded the prize for the category.



*Anyone for tea, REX?*

In the turned ornament category, there were several entries, some consisting of more than 1 item with James Murray being declared the winner.

Probably the most hotly contested category was that for the scrolled ornament and again, many of the entrants had submitted several items to be judged with much time and effort being put into the entries with the eventual winner of the category being myself.











7<sup>th</sup> Jan 2026 – HAPPY NEW YEAR TO ALL!

The New Year kicked off with a quarterly meeting and while there were a few more than normal empty chairs, there was certainly a quorum, so the meeting agenda items were dispensed with in a workmanlike manner with very little comment coming from the floor, or those above it, so the official niceties were concluded by around 09:30.

This was followed by a bit of frivolity from our court jester, David, which led into a safety presentation by our safety officer John Oliver who took us through some general safety reminders for those attending either our workshop or working on the machinery in our shed.

The talk was augmented by a video on the safety issues to be aware of when working on your lathe either in the club environment or at home and although the vast majority of those present would be aware of the issues raised, the gentle reminder to be present when you are working in a workshop and be mindful of any issues which could become a hazard. Finally, don't be afraid to speak up if you see anything you feel may be dangerous or become a safety warden if you see another member working in an unsafe way.

We then broke up to judge the Christmas Challenge items that had been brought in with the topic being a "Small Treasure". With 15 entries on the table to be judged by popular vote and 5 prizes on offer, there was a lot to appreciate and when the votes were counted, the prize-winners were Russell Nash in 1<sup>st</sup>, Rob Snowden and David Milton dead heated for 2<sup>nd</sup>, 4<sup>th</sup> place went to John Oliver and Rob Cockburn took the last of the prizes.

All entrants were asked to give a small commentary on their item with the most surprising thing being there were no items duplicated although there were a couple that were similar but the quality of the items was something to behold and congratulations must go to all concerned.

We can now get stuck into the turning program that has been proposed for the year.

14<sup>th</sup> Jan 2026 – The inaugural demonstration for the year was presented by Ian Ludford, the topic being to turn a whale shark by FOURMING (not a typo). The process is a combination of therming and inside/out turning and produces 4 separate items. In doing this, the 4 blanks are arranged as they would be for inside-out turning but each blank is transformed into a separate item.

Ian began by giving a power point presentation and an in-depth explanation of the process while passing around examples of what was to be produced before getting into the practical side of making some chips.

Having explained the design process he used and offering other methods of creating a workable design, he clamped four blanks together, one of which was a completed item done previously and used as a template for the other three and showed us impeccable tool handling skills in turning 2 of the 4 sides before time called and a halt was called to the proceedings.

We were then advised that what had been demonstrated was to be the subject of next week's hands-on session and teams of 3 would be required for the exercise. I think I detected a few short breaths in the crowd when this was announced. Next week could be interesting. Great demo Ian.

John Foote was then tasked with presenting the S&T items which included our first offerings into the lolly bowl collection for the year, a button hook, carved ladies hair clip, embellished bowl, a small pedestal bowl, bangle and small square box. An excellent result for this time of the year.

*Chris Elliss*

## Northern Suburbs Natters

Happy New Year to everybody and hope you had opportunity to celebrate the festive season with family and friends. Now looking forward to the coming year focusing on woodturning. It has also been celebration time for members and their partners at Northern Suburbs Group with Christmas drinks at our 8<sup>th</sup> December meeting. Members are invited to bring along their favourite turned piece which hasn't been in a competition and we got the chance to see some amazing work. Mike made a fantastic vase from pencils which invoked a lot of interest from our members considering he is a beginner at turning.

We welcomed in the New Year in January with a BBQ at the Colin Moore Community Centre in Gwelup. Our annual events are always very enjoyable and a great opportunity for new members and partners to socialise.







As we enter into 2026 we need to reflect on information sent out by WAWA regarding safety requirements both at the shed and in your home environment. We at Northern Suburbs will be focusing on implementing further safety requirements. This will include safety screens for each lathe. This is also an excellent time to remind members to wear the appropriate attire to all sessions at the shed.

Now it's time to start planning and designing for all your competition entries for 2026.

*Carol & Kerry*

## Swan Snippets

**18<sup>th</sup> Nov-** Congratulations to all members who made pedestals for the Busselton competition. Brian Kirkby took out 1<sup>st</sup> in Advanced and Open and 4<sup>th</sup> in Popular. Mario Baldacchino took out 4<sup>th</sup> in Intermediate and Gary Taylor took out 1<sup>st</sup> in Novice and 4<sup>th</sup> in Open. Martin Bourke took out 3<sup>rd</sup> in Novice.

Ian Moss was our demonstrator for the week and helped get us into the Christmas spirit by showing us how to turn a selection of Christmas trees.

**25<sup>th</sup> Nov-** We had a duo to demonstrate this week, both showing us spinning tops in preparation for our competition during our Christmas function. Bill Head was our first demonstrator showing us how to turn a finger spinning top; followed by Brian Mathers to demonstrate a string pulled spinning top. That is your reward for winning last year's competition!

**2<sup>nd</sup> Dec-** Our last meeting for 2025! Our demonstration was short this week as we had an afternoon tea to present the year's turned Christmas toys to the Ballajura and Beechboro branches of Meerilinga.

Ted Stewart-Wynne was our demonstrator to continue the theme of spinning tops- demonstrating the 'tippe top'.



We are back on Tuesday 3<sup>rd</sup> February 2026.

*Tracy*



## Wandi Warblings

Happy New Year everyone! I hope Santa was very kind and brought everyone lots of woodturning toys to fill your stockings.

### Celebrations

Christmas! One of our members, Steve Bushell, had the 'brilliant' idea that we could partner with a local aged care home. Wandi members would make small bowls for the residents as Christmas gifts. Initial discussions were around making approximately 50 bowls. We could manage that. Then a head count showed that we would need about 80 bowls. Then about a month before the due date it turned out that the total required was now 100 bowls. We managed it, just, the last 5 bowls were created in the days leading up to the morning tea.

The initial idea was that the bowls would be approximately 100 mm diameter and about 50 mm deep. In reality they ranged from itty bitty to fruit bowl. Some members had concern about the lack of uniformity and that could lead to upset. In reality, the different sizes, shapes, woods, colours, etc really added to the residents' experience.

Huge thank you to all of the Wandi members who made this a success. We had members donate wood blanks, members who donated wood and others who turned those pieces into blanks. We had members who turned 1 bowl and some who turned many, many more. It was a group effort and it was such a success.

We had intended to add some lollies or chocolates to the bowls but we weren't allowed (OT rules) so instead my children and I locked in and made a 100 gift tag Christmas cards to add some festive cheer and we were able to get some cellophane donated (probably enough for the next 5 years' worth of bowl drives) so they could be wrapped but residents could still see them to make their choice. Big thank you to the members who started the wrapping and Steve and his lovely wife, Coralie who finished them all.

The bowls piled high on the table really was amazing to see. Gestalt principle in action, the whole really was greater than the sum of the parts.

Three members of Wandi attended the morning tea event - Steve, Alan Scott and myself. We helped residents choose their bowl, chatted to them about why they chose it and what they were hoping to use it for.

The different sized bowls worked so well - one resident had the perfect size bowl to put her jewellery at night, another wanted it to put her peanuts in, still another wanted it to use as a yarn bowl - something that wouldn't have been able to happen if we had managed uniformity. We spoke about woodturning. We met the wife of one of the original members of Wandi and heard about how important woodturning and the community at Wandi had been for her husband for many years, how excited she had been to hear we were coming and tell us how fondly she still thinks of Wandi and the people who made such a difference to her husband.

Plus we got Christmas cake (and the worst cup of tea I have ever seen, let alone tasted, but did I mention how happy the residents were with their gifts, that's the important part....but I do feel sorry for them if that's the kind of tea they are forced to drink every day :p).





2026

All of our groups are back now, with the Wednesday morning group first to come back and the Monday morning group the last to return. Monday morning group make fun of our Wednesday group because all we do is drink coffee and chat - that might be so but we are always the last to finish for the year and the first back. We may only drink coffee and chat but we are **committed** to drinking coffee and chatting. We do occasionally chuck some wood on the lathe and do some turning but it's all about balance, right? 😊

We are all looking forward to a wonderful year of woodturning.

*Emma B*



# CWS

[www.cwsonline.com.au](http://www.cwsonline.com.au)

*Your one stop shop for all your Woodcraft Supplies*

**Phone, email, web mail order specialists**

Carroll's Woodcraft Supplies

**Unit 2/10-14 Capital Drive, Grovedale VIC 3216**

Email: [cws01@tpg.com.au](mailto:cws01@tpg.com.au)  
[www.cwsonline.com.au](http://www.cwsonline.com.au)

Carroll's  
Woodcraft  
Supplies

Authorised Western Australia dealer:

**VICMARC<sup>®</sup>**  
MACHINERY PTY LTD

**Timbecon**

Everything to get wood working

[www.timbecon.com.au](http://www.timbecon.com.au)



## Competition Items 2026

### Collie 21<sup>st</sup> Feb 2026

**A Spherical Lidded Box that sits on a stand.** The box may be fixed to the stand or sit freely on it. Minimum sphere diameter is 60 mm. A finial or knob is optional. The stand may be turned or constructed without using the lathe, but no other embellishment is permitted. Judges will consider the spherical shape of the box and the consistency of the wall thickness. (Plain Turning, General Judging Criteria)

*Beginners: A lidded box. Plain Turning, General Judging Criteria*



### Avon 21<sup>st</sup> Mar 2026

**A Three Cornered Bowl** (either offset turned or from a cube blank). The finished item should be able to pass through a circle of diameter 180 mm. No embellishment. Corners must be constructed on the lathe. (Plain Turning, General Judging Criteria)

*Beginners: As above, but with no size restriction and no embellishment*



### Swan 18<sup>th</sup> Apr 2026

**Funerary Urn for a pet.** Single or multiple types of wood may be used and may be segmented. Item to be embellished but must show some plain wood in the body of the urn. A finial or knob is optional. Height (excluding finial): maximum 250 mm, minimum 200 mm. (Embellished Turning, General Judging Criteria)

*Beginners: As above with height (excluding finial) max 200 mm, min 150 mm*

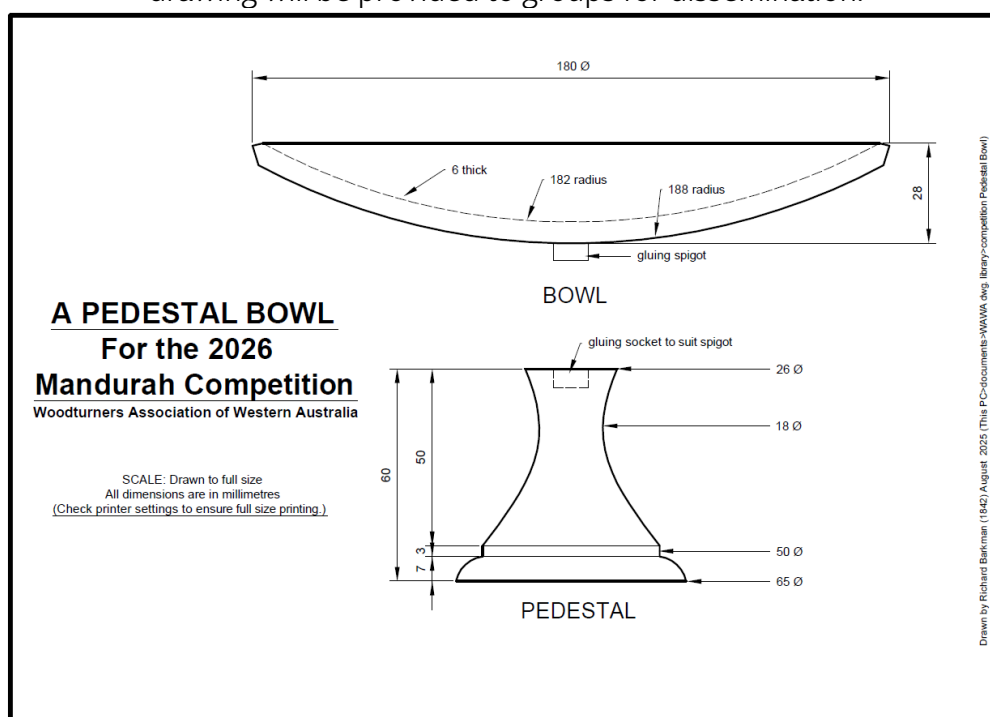


### Mandurah 16<sup>th</sup> May 2026

**A Pedestal Bowl.** To be turned accurately to the measurements on the attached drawing. (Plain Turning, Measurement Judging Criteria)

*Beginners: As above*

Note: This image was resized to fit the page - it is not drawn to full size. The full-size scale drawing will be provided to groups for dissemination.



The points accumulation for competition commenced September 2025 and will run until August 2026.

---

## Melville 20<sup>th</sup> Jun 2026

**A thin-walled Vase.** Vase wall thickness should be consistent over the top 3/4 of the height and be no thicker than 4 mm. The base may be thicker for strength and stability. Max height 300 mm. Embellishment is required, but only by piercing or carving. (Embellished Turning, Artistic Judging Criteria)

*Beginners: A Vase.      Embellished Turning, Artistic Judging Criteria*



---

## Open Competition 18<sup>th</sup> Jul 2026

Entries must be submitted to Wandi or Melville by 11am on Saturday, 18<sup>th</sup> Jul 2026 for judging that afternoon. There are two categories - Plain Turning and Embellished Turning. Each category is further split into three divisions - Novice, Intermediate and Advanced. Beginners who wish to enter must self-promote to Novice. Members are encouraged to submit entries in both categories, with no restrictions on size or design. First prize in each division of each category is \$200, second prize is \$100, and third prize is \$50, for a total prize pool of \$2,100. All submissions will be entered into the Open and Popular competitions, with trophies being awarded for the "Best Turned Item" and the "Most Popular Item".

All entries will be retained for display at the Craft Alive Fair to be held at the Claremont Showgrounds in early August and will be returned to the owners after the Fair.

---

## Bunbury 15<sup>th</sup> Aug 2026

**A functional Bedside or Table Lamp.** The total height to be a maximum 500 mm. The lamp is to be displayed with shade and globe ready to be illuminated for judging. All 240 V wiring must be completed by a licensed electrician. Alternatively, a low-voltage LED system with integrated 240 V plug can be used. The shade must not be a purchased item. Members are encouraged to explore modern lighting systems for inspiration when designing the shade. The lathe does not need to be employed for all components. Embellishment is required. (Embellished Turning, Artistic Judging Criteria)

*Beginners: As above, but no shade*



---

## Wandi 19<sup>th</sup> Sep 2026

**A Clam Shell Box.** Finial optional. Maximum diameter 200 mm. Maximum height (not including finial) 100 mm. No embellishment. (Plain Turning, General Judging Criteria)

*Beginners: As above*



---

## Northern Suburbs 17<sup>th</sup> Oct 2026

**A Platter with offset turning.** Height no greater than 10% of the diameter, but no other size restrictions and no embellishment. (Plain Turning, General Judging Criteria)

*Beginners: A Platter      Plain Turning, General Judging Criteria*



---

## Busselton 21<sup>st</sup> Nov 2026

**A lidded Box in the shape of a piece of fruit, vegetable, or seed pod.** Minimum size is life-sized but there is no set maximum. Embellishment in the form of painting, carving etc is permitted but not required. (Embellished Turning, General Judging Criteria)

*Beginners: As above*





## **Collie Weekend Workshop**

Saturday 21<sup>st</sup> February 2026  
Margaretta Centre, 105 Forrest Street  
Collie WA 6225

**Competition Item:** **A Spherical Lidded Box that sits on a stand.** The box may be fixed to the stand or sit freely on it. Minimum sphere diameter is 60 mm. A finial or knob is optional. The stand may be turned or constructed without using the lathe, but no other embellishment is permitted. Judges will consider the spherical shape of the box and the consistency of the wall thickness. Plain Turning, General Judging Criteria

*Beginners:* A lidded box. Plain Turning, General Judging Criteria.

Convenor Rob ingram  
MC Peter Hill  
Safety Officer: David Saunders

Trade suppliers - Allan Williams's abrasives and trade supplies  
Bruce Jackson timber  
P-Square Agencies

### Program

8:30 – 9:00	Registration and fellowship
9:00 – 9:05	Welcome & announcements
9:05 – 10:35	<b>David Rechter – Just a little bit of embellishing</b>
10:35 – 11:05	Morning tea – members please bring a plate of food to share Competition voting commences
11:05 – 12:25	<b>Barbara Jennings – Funerary Urn for a pet (April competition item)</b>
12:25 – 13:10	Lunch
13:10	COMPETITION VOTING CLOSES
13:10 – 13:15	President's forum
13:15 – 14:45	<b>Ian Ramsdale – Wool Ball Spinner</b>
14:45 – 15:15	Afternoon Tea
15:15 – 15:45	Competition Results & Raffle draw
15:45	Closing comments – pack up (many hands makes light work)

*Travel Safely Home*

## Avon Weekend Workshop

Saturday 21<sup>st</sup> March 2026  
Toodyay Town Hall  
Stirling St, Toodyay WA

Competition Item: **A Three Cornered Bowl** (either offset turned or from a cube blank). The finished item should be able to pass through a circle of diameter 180 mm. No embellishment. Corners must be constructed on the lathe. Plain Turning, General Judging Criteria

*Beginners:* As above, but with no size restriction and no embellishment.

### Program

- |               |  |
|---------------|--|
| 8:30 – 9:00   | Registration and fellowship  |
| 9:00 – 9:30   | Welcome to Country<br>Starting announcements   |
| 9:30 – 10:30  | <b>Bruce Shepherd</b>  |
| 10:30 – 11:00 | Morning tea  |
| 11:00 – 12:15 | <b>Frank Dymond – "Hello Dolly"</b> is for turners who enjoy pushing beyond bowls and spindles. Dolls have been part of human culture for centuries, and in this demonstration Frank takes you on a cultural journey at the lathe. He'll share two very different wooden dolls, each from a different culture and made using contrasting techniques. Expect creative problem-solving, and a few surprises along the way. |
| 12:15 – 13:10 | Lunch  |
| 13:10         | COMPETITION VOTING CLOSES  |
| 13:10 – 13:20 | President's Forum  |
| 13:20 – 14:20 | <b>Jim Parker – Pedestal Bowl to measurements</b> (Mandurah competition item). Jim will focus on techniques to achieve accurate measurements in the finished form to allow woodturners not so experienced at this type of work to achieve a good result.   |
| 14:20 – 14:30 | Raffle Draw  |
| 14:30 – 15:00 | Afternoon tea  |
| 15:00 – 15:30 | Competition Results  |
| 15:30         | Close – plenty of time to help clean up and make it home comfortably   |

*Travel Safely Home*