


# Woodturners Association of Western Australia



Edition 238  
Jan/Feb 2025



[www.woodturnerswa.org.au](http://www.woodturnerswa.org.au)

*Image: Music Box by Peter Benjamin  
(Busselton) Cyril Jones Trophy Winner  
(Most Popular) WAWA Open 2024*

WAWA Committee	2	Melville Mutterings	8
Group Details	2	Northern Suburbs Natters	11
Presidential Ponderings	3	Segmenters Story	12
News from the Groups	4	Competition Items 2025	15
Bunbury Bites	4	Melville Weekend Workshop	17
Busselton Buzz	5	Manjimup Weekend Workshop	18
Gosnells Gossip	5		
Mandurah Musings	7		

## WAWA Committee

### President

George Murphy  
president@woodturnerswa.org.au

### Vice-President

Ross Crawford 0433 811 359

### Secretary

David Milton 0437 154 442  
secretary@woodturnerswa.org.au  
Postal address: WAWA, PO Box 4146  
Harrisdale WA 6112

### Treasurer

Brian McLoughlin  
treasurer@woodturnerswa.org.au

### Immediate Past President

Barbara Jennings

### Membership Registrar

David Finch 9339 6141  
PO Box 1641, Fremantle WA 6959  
registrar@woodturnerswa.org.au

### Competition Coordinator

Ian Ludford  
competitions@woodturnerswa.org.au

### Web Site

Ian Ludford 0412 411 380  
webmaster@woodturnerswa.org.au

### Newsletter

Matt Lanagan  
newsletter.editor@woodturnerswa.org.au

### Committee Members

Alan Kelly David Doye Robin Campell  
Jim Parker

---

## Group Details

### AVON

Shed 1, Community Depot, Railway Road, Toodyay  
Sunday 9:00 am – 12:00 noon  
Wednesday 9:00 am – 12:00 noon  
Max Heath [maxnmillie@westnet.com.au](mailto:maxnmillie@westnet.com.au)

### BUNBURY

57 Thomas Street, East Bunbury  
Tuesday 8:00 am – 2:00 pm & 6:00 pm – 9:00 pm  
Wednesday 8:00 am – 2:00 pm  
Thursday 8:00 am – 2:00 pm  
Saturday 8:00 am – 12:00 noon  
Matt Lanagan [wawabunbury2019@gmail.com](mailto:wawabunbury2019@gmail.com)

### BUSSELTON

Old Butter Factory Precinct, Peel Tce, Busselton  
Tuesday 9:00 am – 2:00 pm & 6:00 pm – 9:00 pm (1<sup>st</sup>, 3<sup>rd</sup>, 5<sup>th</sup>)  
Wednesday 9:00 am – 2:00 pm & Demo 7:00 pm (2<sup>nd</sup> & 4<sup>th</sup>)  
Thursday 9:00 am – 2:00 pm  
Saturday 9:00 am – 2:00 pm  
Peter Benjamin [busseltonwoodturners@gmail.com](mailto:busseltonwoodturners@gmail.com)

### COLLIE

Clubrooms – cnr Wittenoom St & Steere St  
Wednesday 9:30 am – 3:30 pm  
Monthly Meeting on the last Sunday  
Rob Ingram [woodturnerscollie@gmail.com](mailto:woodturnerscollie@gmail.com)

### EMBELLISHERS SIG

Wandi Community Hall, 302 DeHaer Rd, Wandí  
Thursday 9:00 am  
Robin Campbell [sievol1@bigpond.com](mailto:sievol1@bigpond.com)

### GOSNELLS

Southern River College T&E Building, Southern River Rd, Gosnells  
Monday 8:30 am – 11:30 am  
Wednesday 8:30 am – 12:00 noon  
Thursday 8:00 am – 12:00 noon & 6:30 pm – 9:30 pm  
Friday 8:30 am – 12:00 noon  
David McLoughlin [eudanda@yahoo.com.au](mailto:eudanda@yahoo.com.au)

### MANJIMUP

The Long Shed, Timber Park  
Wednesday 10:00 am – 2:00 pm & 5:30 pm – 8:00 pm  
Thursday 10:00 am – 2:00 pm  
Adrian Bolton [ageinbridgy@gmail.com](mailto:ageinbridgy@gmail.com)

### MANDURAH

Falcon Reserve, 27 Lynda Street, Falcon  
Monday 5:00 pm – 9:00 pm  
Tuesday 9:00 am – 12:00 noon  
Thursday 6:00 pm – 9:00 pm  
Sunday 2:00 pm – 5:00 pm  
Ross Crawford [woodturnersmandurah@gmail.com](mailto:woodturnersmandurah@gmail.com)  
[www.mandurahwoodturners.com](http://www.mandurahwoodturners.com)

### MELVILLE

Maurice Buzacott Reserve, Kardinya  
Wednesday 9:00 am – 11:30 am  
Saturday 9:00 am – 11:30 am  
Frank Dymond [frank.dymond@bigpond.com](mailto:frank.dymond@bigpond.com)

### MUNDARING

Old Parkerville Primary School, cnr Dura & Riley Rds, Parkerville,  
Wednesday 2:00 pm – 4:00 pm  
Saturday 10:00 am – 12:00 noon  
Peter Compton [petercompton2001@yahoo.com](mailto:petercompton2001@yahoo.com)

### NORTHERN SUBURBS

Heathridge Leisure Centre, Sail Tce, Heathridge  
Monday 7:00 pm (2<sup>nd</sup>, 3<sup>rd</sup> & 4<sup>th</sup>)  
Carol Burchell [carolmb@optusnet.com.au](mailto:carolmb@optusnet.com.au)

### SEGMENTERS SIG

Maurice Buzacott Reserve, Kardinya  
Alternating Thursday/Sunday 10:00 am – 2:00 pm  
(see Newsletter section or website for dates)  
Syd Harvey

### SWAN

Caversham Memorial Hall, 7847 West Swan Road, Caversham  
Tuesday 1:30 pm  
Gary Taylor [swanwt123@gmail.com](mailto:swanwt123@gmail.com)

### WANDI

Wandi Community Hall, DeHaer Rd, Wandí  
Monday 8:00 am – 12:00 noon  
Wednesday 8:00 am – 12:00 noon & 6:00 pm – 9:00 pm  
Alan Kelly [nedkelly49@gmail.com](mailto:nedkelly49@gmail.com)

---

## *Presidential Ponderings*

I hope you all had a relaxing and fulfilling time over Christmas and the New Year, and are now ready and raring to go in this, our 40<sup>th</sup> Anniversary year.

WAWA 40 will start on 15<sup>th</sup> Feb 2025 with the Melville WeWS. We hope to see a lot of figurines, in a variety of shapes and sizes, all within the specs outlined in the Competition Diary, of course. Unfortunately, I will not be attending the Workshop, as my wife and I will be returning from a short break in Tasmania. I am sure that all who attend will be in for a treat.

Over the break the CoM has been dealing with a few issues. In one of these, we had to decide whether or not to accept a short notice invitation to host an internationally renowned turner, Eli Avisera, for a one-day event. Unfortunately, the short notice and high cost meant that we were unable to commit to the visit. However, if we get more notice of such an opportunity in the future, we will certainly consider setting something up. As always, your CoM would like to hear your opinion on the viability of this kind of contact.

By the time you read this, the latest Judge Training course will have taken place. Becoming a judge is a great way members can contribute to the running of WAWA. The course itself is just one day long, followed by a practice run of acting as the third judge at a competition, before being "released into the wild". Judges at a WeWs are awarded one competition point for themselves and one competition point for their club. Judges are accepted for training from Novice, Intermediate, and Advanced Divisions, and many find that becoming a judge improves the quality of their own work. Please consider volunteering if you have not already done so.

Again, I hope you all enjoy the Melville WeWs, and I hope to see you at the Manjimup WeWs on 15<sup>th</sup> Mar 2025.

George Murphy

WAWA President.

[president@woodturnerswa.org.au](mailto:president@woodturnerswa.org.au)

### **WOODTURNING PROJECT PARTS**

The B-Y in project parts from Box, Clock, Cutlery to Spinning Tops and Yoyo

Telephone : 9330 8383

Email : jim@telama.com.au

**MAYAMA GEMS**

**2/41 McCOY STREET MYAREE 6154**

---

## News from the Groups

### *Bunbury Bites*

The scent of pine filled the Christmas air at our final Bunnings demonstration on 5<sup>th</sup> December as an old bed slat was transformed in to many trees and the odd snowman for decoration by children in attendance.

Silver Chain were most pleased to collect turned, filled and wrapped lolly bowls for distribution to their clients during December. Many thanks to the members that turned bowls this year and assisted with the other preparations, especially Arthur Salfinger who coordinated the final stages.

The end of a successful turning year was celebrated on 15<sup>th</sup> December with a bbq at the clubrooms. Our award for Best Beginner was won by Terry Steep. The John Shinnick Most Improved Turner award went to Emma Robson. Both have produced some creative and well-finished pieces during the year and the awards are well deserved.

A sad note to conclude the year with the passing of Jane Flower, former club Secretary and long-time supporter who passed in December after a long battle with cancer. Her commitment to the club was outstanding and appreciated by all.



We kicked off the new year with our two day Summer School in conjunction with the Stirling Street Arts Centre. Seven attendees that had never touched a turning tool were expertly directed by Lyn Poli and received one-on-one guidance throughout the 2 day event. Many thanks to Lyn for all the preparation and teaching and the club members for their assistance.





## *Busselton Buzz*

The Busselton weekly workshop activities closed for the well-deserved Christmas and New Year break, after a busy year and end of year period. The weekly workshops recommenced on 14<sup>th</sup> January.

Additional activities in December included timber salvage on 2<sup>nd</sup> December where we collected jacaranda, tallowwood, Sydney blue gum, tuart, Tasmanian blue gum and brush box from a local plantation and woodlot. This timber was sawn and processed on the 12<sup>th</sup> December.

The end of year dinner and social event on 12<sup>th</sup> December was well attended and we finished the year with a stall at the Vasse Markets on 14<sup>th</sup> December.

2025 activities are fully underway with a stall at the annual Art in the Park event on 18<sup>th</sup> January that generated a lot of interest and sale of members items.

Workshop days and demonstrations have been planned for the remainder of 2025 and the calendar is filling fast.

*Ian Kealley*



## *Gosnells Gossip*

### **Disclaimer:**

This is likely to be the shortest Gosnells Gossip ever done. Your Honourable Scribe has had an extended absence from the Club and has only returned to the lathe in the New Year. And you wouldn't believe what he has achieved in that time. He has managed to get a few photos and he's included some brief but incisive commentary as the reader has come to expect.

### **Off-centred vases**

Off centre work has been in fashion at Gosnells since the start of the year and Wayne has been leading the way. He didn't want me to take a photo because he said they were only practise pieces. Maybe so, but I reckon he's done well and the only way to improve is to practise.



## Ambition

Ross is a newer member of the club but he's not entirely new to turning. He's done a few good pieces of work and the present project is this rather large platter or as he explained, more a serving platter with a hollowed centre (for the dip) and hollowed outer (for the nuts, chips, etc). He's appreciated some advice along the way, and he's stuck to the task patiently.

Not an easy undertaking but he's made great progress. Good on you, Ross.




## Resin

Some nice resin work by our resi-dential resin expert, Jukka.



## Our Community



Gosnells Woodturning Group is involved in the community in various ways. Nearest and most importantly is of course with the Southern River College. Recently though, Kevin Cheetham and Robert Woodward completed a project for the Southern River Community Garden. They, and the Club as a whole, had pride in presenting this to the Community Garden and everyone was very pleased about making the contribution. It's a sturdily made residence and I hope its future occupants will be very happy. Well done, Kev and Robert.



## The Brain's Trust

Just as we're part of a wider community, we're also a community ourselves. No turner is on a lathe entirely unto himself; every turner is a part of the whole.

The social side of the club complements the turning-skill side, and, in the Scribe's humble opinion, this is a group which is tolerant, welcoming, friendly....and much more.

People chip in to do the work that needs doing, experienced turners do a great job of sharing their skills and knowledge and people are good-humoured, probably because we all love what we're doing, at whatever level.

At the start of the year, the Scribe thinks it's a good thing to ponder on what makes the Gosnells Woodturning Group so good, and how we can make it better in the year ahead.



## Mandurah Musings

October and November have been busy with Novice Course participants completing their 6th and last item on Monday 18<sup>th</sup> November. The Novice Course is run twice per year (if sufficient numbers allow) for six to eight participants. All join WAWA and Mandurah at the beginning of each course. A demonstration is provided, walking through each wood turning operation to the finished item. Each Novice then receives one-on-one tuition for each item. The items - Tool Handle, Rolling Pin, Towel Holder, Trivet, Bowl and Platter incorporate many of the basic skills required as a basis of woodturning.



## *Melville Mutterings*

20<sup>th</sup> Nov – As we draw ever nearer to the end of the year and a well-earned rest, our fare today was demonstrated by none other than Ian Ludford, whose presentations rarely fail to stretch the little grey cells and this was no exception as he produced a demo on FOURMING to create 4 whale sharks.

The technique used was as for inside/out turning with the difference being you needed to cut ALL 4 sides of the blank to shape the belly, back and both sides.

Ian first explained the need for a detailed dimensioned plan and followed it to firstly turn the belly of the sharks before rotating the blanks 180 degrees to subsequently turn the backs, followed by both sides. A suggestion was made that having cut the profile of 1 side, that one of the blanks could remain in position to act as a template for the other 3 blanks to complete the turning of the second side before repositioning the template piece to cut the second side using the other 3 pieces as the template.

With the shape of the shark now quite recognizable, all that was left to do was to remove the waste material and use a scroll saw to shape the upper and lower tail fins or use a lot of abrasive and elbow grease to do the final shaping and smoothing.

As is typical of Ian's demos, it was well thought out and presented and as always, his tool handling skills came to the fore. Well done and a great demo which will no doubt be replicated over the break in many a workshop.

27<sup>th</sup> Nov – Denis Tapley had the honour of presenting our final demonstration of the year with an example of the Christmas Challenge for the group to be done over the break which is any item which is simple and stylish with no other requirements.

In this instance, he produced a waisted shaped vase which will be embellished over the break to form his entry into the competition.

With no requirements on the form or size of the item, the abovementioned criteria were all that was necessary so it will certainly be interesting to see what appears on the entry table at the beginning of next year.

Having turned the outside shape to achieve the required profile, he proceeded to hollow the item to bring the wall thickness down to around 3 mm to enable him to complete the entry and showed a range of tools which could be used to complete the task.

As is normally the case with these sorts of challenges, the ideas and examples shown are likely to be incorporated into many of the entries,

The demonstration was followed by the judging by popular vote of the turned and scroll sawn ornaments placed in the competition and to be used to dress the new tree for this year and the prize for the best turned ornament went to David Milton while Bob Hawkins scooped the pool winning the best scroll sawn and best overall prizes with his space station designed ornament almost certainly being the most eye catching item on display.



*Denis' vase marked for embellishing*





*Some of the competition entries (the winning entry was just out of shot)*

Finally, before getting into a sausage sizzle to top off the year, the items on the S&T table were presented by Russell Nash consisting of entries in the last WeWs where Jeff Stapylton won 1<sup>st</sup> in Novice and 2<sup>nd</sup> in Most Popular, Mark Landwehr took out 2<sup>nd</sup> in Novice and Janice Meakin's entry was unlucky not to win a prize.

Noel French's entry in the Royal Show was then presented and discussed taking out 2<sup>nd</sup> prize in his category while the remaining items included cup and ball gifts, a spinning top, whale sharks from last weeks demonstration, a bowl, bud vase and lidded box by one of the students in our last class and some 3D printed lizards that will join the gifts for next weeks Christmas Gift Presentation which is showing all the hallmarks of being very well supported again. Congratulations to all concerned.


The final job for the day was to fill some 120 lolly bowls and 35 sleighs with normal and sugar-free sweets respectively for presentation to Silver Chain for their clients. The sweets were generously donated by the IGA and Pharmacy from Winthrop Gardens respectively and their continued support is greatly appreciated.



*Some assistants filling and wrapping bowls – job done*



4<sup>th</sup> Dec – With the silly season upon us, as you can imagine there are a lot of festivities going on and this week we are in the thick of it with today being the appointed date for the Christmas Gift Handover. Special guests were in attendance from our sponsors: the City of Melville; Bunnings who supplied materials; Silver Chain, who were over the moon with the lolly bowls and sleighs; and Parkerville, Wanslea and Mercycare who gratefully accepted our gifts on behalf of their clients.



*A few of the 600 gifts donated on the day to the three organisations. We think this may be a record for the day*

that we are told are greatly appreciated by the Silver Chain clients who receive them. A huge thank you to everyone who contributed in any way.

The final event for the year will be our Christmas Lunch to be held on Friday 6<sup>th</sup> December but for those who will not be able to attend this function may I take this opportunity of wishing you and yours the compliments of the season and we look forward to another successful year in 2025.

8<sup>th</sup> Jan 2025 – First and foremost, a very Happy New Year to all our members and the readers.

The New Year was kicked off this morning with one of our regular quarterly meetings and once the formalities had been dispensed with, we got down to the fun part of the morning when we were regaled with a talk on the working life of Ron Shelley whose qualifications are numerous but in the main related to mechanical engineering and management in the mining and services worlds.

It is fair to say that when you meet a new member of the club, sharing a common interest in woodturning creates an immediate connection but it isn't until you hear the full background story of the people that you really get a feel for where they come from and the way they are likely to approach a given set of circumstances.

This held true with Ron whose working background is about as diverse as the membership of the club and it was great to get an insight into the man and what makes him tick. Thanks, Ron, for an informative look at what has brought you to where you are now.

The final item on the agenda for the morning was the popular judging of the Christmas challenge which was to create something that was "Simple but Elegant".

When all the votes had been cast, Denis Tapley took out the top prize followed by James Murray, Eric Hartley and Russell Nash. It was quite evident that a lot of work had been put into some of the entries and congratulations to all who entered.



15<sup>th</sup> Jan – As is so often the case with a James Murray demonstration, you need to think outside the box to get a feel for the finished product and this week was no exception.

James took on the task of demonstrating his take on the upcoming WeWs competition item of a recognizable human form to be turned with offsets (paraphrased).

After showing several versions of the item done as practice pieces, he explained his process and the offsets he planned to use in the demo before producing a marked up blank. This version was simple turning as it was a matter of turning beads and coves - the trick was to put them in the correct places to come up with a recognizable form.

The blank was mounted between centres using steb centres at both ends on the centreline to turn off some of the excess material but bringing the head and neck down somewhat for access to the remainder of the areas needing to be reduced in size at the top end of the form and removal from the lathe. It was then remounted on the required offset to form the front of the form, removing excess material with a variety of tools.

Once the front profile was shaped, it was time to, again, remove the blank and remount it on the opposite offset so the back of the form could be shaped and with this done, we were looking at refining the shape and finishing off the details.

Due to time constraints, that is where we had to finish the demo but the remainder of the process was explained in some detail. As usual, a very well thought out demo with lots of info and definitely food for thought for the rest of us. Great demo James.

Russell Nash then volunteered to present the S&T consisting of number of lolly bows to kick start the collection for this year's requirements, some boxes, an embellished vase and a practice piece for last week's challenge with an explanation of how it had been done and what had been done to hide the join in the finished product. Well done all.

*Chris Elliss*

## ***Northern Suburbs Natters***

Following a successful 2024 year we are looking forward to another successful year in 2025. We are pleased to say from the training programme run by Lindsay Nicholson last year all of the participants are now active members within our group. With Lindsay's guidance and collaboration from other members in our group, we now have a concise curriculum to guide everyone through the upcoming training, commencing 4<sup>th</sup> February for a 9 week period. We anticipate that this basic training will be as successful as last years. We would like to thank all members who have given freely of their time, knowledge and skills to set up and run the programme.

We were pleased to be invited to attend a Community activity in the Shire of Stirling. This was sponsored by the Bunnings Innaloo store and held on the evening of Thursday 5<sup>th</sup> December. It was their Christmas Fair celebration with a variety of groups participating ranging from musical recitals to an animal farm and our woodturning group. Our group displayed a variety of items submitted by our members and a fun evening was enjoyed by all plus some sales were made.





On Monday 9<sup>th</sup> December we had our Christmas sundowner with members and their partners attending .It was great evening with lots of socialising. Thank you to all the partners and members for the substantial and delicious buffet provided for the evening.



Our first event for 2025 is on Sunday 19<sup>th</sup> January, at the Colin Moore Community Centre in Gwelup. This will be an opportunity for members and partners to attend and socialise with new and existing members at our afternoon BBQ and many thanks to all those members who helped organise the event.

## *Segmenters Story*

The Beginners Training Course will commence on Sunday, 9th February, 10:00 am at Melville club rooms. Expressions of interest have been received from David Milton, Terry Steep, Kerry Nilan, Geoff Stapylton, Geoff Winton, and Colin de la Nougerede.

Participants will start making a simple segmented bowl, like the jarrah bowl pictured. They can then progress to a more complex one by incorporating a feature ring. Don will make up several sets of kits for participants and demonstrate how to assemble them at the first meeting. Later he will deal with design, either by computer programs or hand drawing on graph paper, and how segments are cut and cramped into rings.

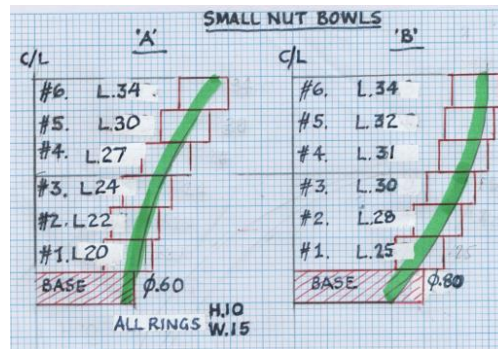


Mike brought in a laminated table lamp that he made a few years ago. This might make a good project for us to do at hands-on.

Aiton brought in the small nut bowls he made from Wespine off-cuts from the artillery shell project. They are quite pretty and may be suitable projects for the beginners to continue with after they have finished the training course. Aiton draws his designs on graph paper and uses John DiStefano's online 'Segmented Helper' to calculate the dimensions for the segments. A link to John DiStefano (Australia's) online program is [www.johndistefano.com.au](http://www.johndistefano.com.au)



Aiton's drawing, glued up blanks and finished articles are shown



Stan brought in two staved blanks that Noel Moyes made up for him. Stan wishes to make up some useful trophies from them in memory of Noel who was such an inspiration.



## 2025 Meeting Dates

February – Sunday 9<sup>th</sup> (Training Course begins) and Thursday 20<sup>th</sup>

March – Sunday 2<sup>nd</sup>, Thursday 13<sup>th</sup> and Sunday 23<sup>rd</sup>

April – Thursday 3<sup>rd</sup>, Sunday 13<sup>th</sup> and Thursday 24<sup>th</sup>

May – Sunday 4<sup>th</sup>, Thursday 15<sup>th</sup> and Sunday 25<sup>th</sup>

June – Thursday 5<sup>th</sup>, Sunday 15<sup>th</sup> and Thursday 26<sup>th</sup>



Authorised Western Australia dealer:



**VICMARC**<sup>®</sup>  
MACHINERY PTY LTD



**Timbecon**

Everything to get wood working

[www.timbecon.com.au](http://www.timbecon.com.au)

**CWS**

[www.cwsonline.com.au](http://www.cwsonline.com.au)

Carroll's  
Woodcraft  
Supplies

*Your one stop shop for all your Woodcraft Supplies*



**Phone, email, web mail order specialists**

Carroll's Woodcraft Supplies

*Unit 2/10-14 Capital Drive, Grovedale VIC 3216*

Email: [cws01@tpg.com.au](mailto:cws01@tpg.com.au)

[www.cwsonline.com.au](http://www.cwsonline.com.au)



## Competition Items 2025

### Change to Beginner Competition Entries

Beginners may only enter the item specified for their category. If a Beginner presents with the more difficult item, he/she will be given the option of self-promoting into the Novice category and entering the item into that category; or the option of staying in the Beginner category but not entering the item into that competition. Self-promotion to Novice is irreversible.

### February 15<sup>th</sup> – Melville

A figurine of recognisable human form incorporating at least two offset axes. All parts to be turned. Maximum height 300 mm.

*Beginners – As above, but no offset axes.*



Lindsay Nicholson

### March 15<sup>th</sup> – Manjimup

Wee Willy Winkie candle holder (Google for an image). Must have metal insert. Max diameter 150 mm. Max height 75 mm. Must have a handle, the handle may extend beyond the maximum diameter. No embellishment.

*Beginners – As above, but must not have handle.*



### April 12<sup>th</sup> – Swan (note 2<sup>nd</sup> Saturday in April)

A Wooden Hat of any description. e.g. cowboy, top, bowler, cap, ladies. Hat does not need to be made in one piece. Size between 100 mm and 300 mm wide. Can be embellished but must show a section of the wood texture and grain.

*Beginners – As above, but any size.*



AAW Forum  
sieversbob

### May 17<sup>th</sup> – Mandurah

A lidded box or lidded bowl turned in side grain orientation, with a contrasting coloured lid, featuring a finial of attractive design and proportion. Minimum diameter 125 mm. Different timbers may be used, or colour added to provide contrast to the lid. The finial may be a different timber, or colour. The base and lid should be turned in side grain orientation or of burl or segmented construction. The finial can be turned, carved, constructed or embellished from any suitable materials.

*Beginners – Any side grain turned box.*



Lyn Metcalfe

#### REMINDER!

The points accumulation for competition commenced September 2024 and will run until August 2025.

## June 21<sup>st</sup> – Collie

A fruit bowl, diameter 190 mm–210 mm; height 90 mm–110 mm; bowl thickness 5 mm.  
*Beginners – A fruit bowl, max diameter 150 mm, height proportional to diameter. No other restrictions.*

## July 19<sup>th</sup> – Gosnells

A quail cup, no other restrictions.  
*Beginners – Bat wing bowl diameter 100 mm–200 mm.*



Barbara Jennings

## Open 31<sup>st</sup> July – 3<sup>rd</sup> August (if at Craft Alive)

Exhibition & Open Competition–Plain and Artistic categories.

## August 16<sup>th</sup> – Bunbury

A yarn bowl, diameter 100 mm–200 mm, height 50%–100% of diameter.

Note: by definition, this item must be embellished as it will have the “hook” cut in after the turning is completed. Since this post-turning change is related to the functionality of the yarn bowl, the bowl will be judged using the General criteria.

*Beginners – A hand-held darning mushroom with some embellishment.*



## September 20<sup>th</sup> – Wandi (AGM)

Doll (or dolls) in the kokeshi style; that is, without arms and legs and each doll consisting of at least two turned pieces. Maximum height 200 mm. Colouring, decorating, or other embellishment are optional (General judging criteria).

*Beginners – Same item.*



## October 18<sup>th</sup> – Northern Suburbs

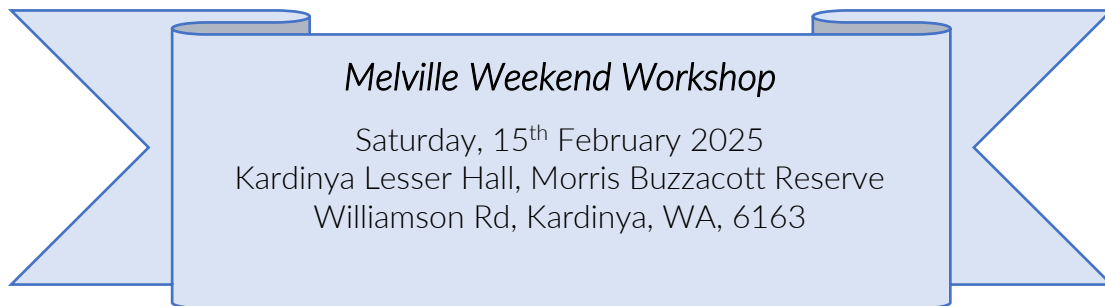
A vase form either suspended or on legs with no embellishments and no size restrictions.

*Beginners – Same item.*

## November 15<sup>th</sup> – Busselton

A pedestal, 600 mm–800 mm high, top diameter 250 mm–300 mm. Stem may be done in sections for those with shorter lathes, similarly top and base may be laminated/joined/segmented to make up size of blanks (General judging criteria).

*Beginners – Same item.*



Competition Item: A figurine of recognisable human form incorporating at least two offset axes. All parts to be turned, max height 300 mm.  
*Beginner item* – As above but no offset axes.

Convenor & MC: Frank Dymond  
Safety Officer: David Bradley

Trade Suppliers: Allan Williams Abrasives and trade supplies  
Bruce Jackson Timber  
Marlene Woodcock

Melville members will be selling second-hand tools

#### Program

8:30 – 9:00	Registration and fellowship
9:00 – 9:05	Starting announcements & Welcome
9:05 – 9:15	President's forum
9:15 – 10:30	<b>Demonstration #1 – 40 years of turning, a retrospective – David Milton</b>
10:30 – 10:45	Morning tea – members please bring a plate of food to share
10:45 – 12:00	<b>Demonstration #2 – A tribute to Milton Rundle – Denis Tapley</b>
12:00 – 12:45	Lunch
12:45	COMPETITION VOTING CLOSES
12:45 – 14:00	<b>Demonstration #3 – Wee Willie Winkle Candle Holder (Manjimup competition item) – David Finch</b>
14:00 – 14:15	Afternoon tea
14:15 – 15:30	<b>Demonstration #4 – 'Fourming' a Whale Shark as a companion for Norm Gratte's Manta Ray - Ian Ludford</b>
15:30 – 16:00	Competition Results & Raffle Draw
16:00	Closing Comments – Pack up (many hands make light work)

**Travel Safely Home**





Convenor & M.C. Adrian Bolton  
Safety Officer Mark Moscardo

Trade Suppliers: P-Square Agencies  
Allan Williams Tools  
Bruce Jackson Timber

Competition Item: Wee Willy Winkie candle holder. Must have metal insert. Max diameter 150 mm. Max height 75 mm. Must have a handle, the handle may extend beyond the maximum diameter. No embellishment.  
Beginners – As above, but must not have handle.

#### Program

8:30 – 9:00	Registration and fellowship
9:00 – 9:15	Welcome
9:15 – 10:30	<b>Charlie Broadbent – Turning a Wooden Hat (Swan competition item)</b>
10:30 – 11:00	Morning tea – all members please bring a plate
11:00 – 12:15	<b>Barbara Jennings – wavy edge dish using turning and carving technique</b>
12:15 – 13:00	Lunch –
13:00	COMPETITION VOTING CLOSES
13:00 – 13:15	President's forum
13:15 – 15:00	<b>Neil Turner – Bat Wing Bowl</b>
15:00 – 15:30	Afternoon tea – all members please bring a plate
15:30 – 16:00	Competition Results & Raffle Draw
16:00	Closing announcements

#### Sunday 16<sup>th</sup> March 2025

9:00 am – Open house at Manjimup Workshop in the Long Shed in the Heritage Park, access from Edwards Street with plenty of parking nearby.

Informal demonstrations and check out the workshop

Heritage Park open all weekend. Access to Power up museum will also get you access to the Timber Museum