


Woodturners Association of Western Australia

Edition 230
Sep/Oct 2023



WAWA Committee	2	Competition Results - Wandi	23
Group Details	2	Northern Suburbs Weekend Workshop	24
President's Ponderings	3	Busselton Weekend Workshop	26
AGM Notes and Excerpts	3	Competition Items 2023	27
Registrar's Ramblings	5	Competition Items 2024	28
Life Member – Ted Stewart-Wynne (961)	6		
Bunbury WeWs Report	7	Image: (L) Jim Parker – WeWs Accumulated points winner for both Points (Keith Stout Trophy) and Popular.	
Wandi WeWs Report	8	Image (R): President's Trophy (Best Competition Piece) Winner by Chas Broadbent	
News from the Groups	9		
Busselton Buzz	9		
Collie Chatter	10		
Gosnells Gossip	11		
Melville Mutterings	13		
Swan Snippets	17		
Competition Results - Bunbury	20		
Competition Results – Annual prizes	21		
Competition Results – Open Competition	22		

www.woodturnerswa.org.au



WAWA Committee

President

Barbara Jennings
president@woodturnerswa.org.au

Vice President

George Murphy (Rotating role)

Secretary

David Milton
secretary@woodturnerswa.org.au

Postal address: WAWA, PO Box 4146
Harrisdale WA 6112
0437 154 442

Treasurer

Vacant
treasurer@woodturnerswa.org.au

Immediate Past President

Bruce Jackson

Membership Registrar

David Finch 9339 6141
PO Box 1641, Fremantle WA 6959
registrar@woodturnerswa.org.au

Competition Coordinator

Ian Ludford
competitions@woodturnerswa.org.au

Web Site

Ian Ludford 0412 411 380
webmaster@woodturnerswa.org.au

Newsletter

Matt Lanagan
newsletter.editor@woodturnerswa.org.au

Committee Members

Alan Kelly David Doye Lex McLachlan
Jim Parker Ross Crawford

Group Details

AVON

Shed 1, Community Depot, Railway Road, Toodyay
Sunday 9:00 am - 12:00 noon
Wednesday 9:00 am - 12:00 noon
Max Heath, Convenor 0400 206 929

BUNBURY

57 Thomas Street, East Bunbury
Tuesday 8:00 am - 2:00 pm & 6:00 pm - 9:00 pm
Wednesday 8:00 am - 2:00 pm
Thursday 8:00 am - 2:00 pm
Saturday 8:00 am - 12:00 noon
Glenn Donovan, Convenor wawabunbury2019@gmail.com

BUSSELTON

Old Butter Factory Precinct, Peel Tce, Busselton
Tuesday 9:00 am - 2:00 pm & 6:00 pm - 9:00 pm (1st, 3rd, 5th)
Wednesday 9:00 am - 2:00 pm & Demo 4:00 pm (2nd & 4th)
Thursday 9:00 am - 2:00 pm
Saturday 9:00 am - 2:00 pm
Dennis Haddon, Convenor busseltonwoodturners@gmail.com

COLLIE

Clubrooms - cnr Wittenoom St & Steere St
Wednesday 9:30 am - 3:30 pm
Monthly Meeting on the last Sunday
Rob Ingram, Convenor

GOSNELLS

Southern River College T&E Building, Southern River Rd, Gosnells
Monday 8:30 am - 11:30 am
Wednesday 8:30 am - 12:00 noon
Thursday 8:00 am - 12:00 noon & 6:30 pm - 9:30 pm
Friday 8:30 am - 12:00 noon
David McLoughlin, Convenor eudanda@yahoo.com.au

MANDURAH

Falcon Reserve, 27 Lynda Street, Falcon
Thursday 6:00 pm - 9:00 pm
Steve Horley, Convenor woodturnersmandurah@gmail.com
www.mandurahwoodturners.com

MANJIMUP

The Shed, Timber Park
Wednesday 10:00 am - 2:00 pm
Thursday 10:00 am - 2:00 pm
Adrian Bolton, Convenor ageinbridgy@gmail.com

MELVILLE

Maurice Buzacott Reserve, Kardinya
Wednesday 9:00 am - 11:30 am
Saturday 9:00 am - 11:30 am
Frank Dymond, Convenor

MUNDARING

Old Parkerville Primary School, cnr Dura & Riley Rds, Parkerville,
Wednesday 2:00 pm - 4:00 pm
Saturday 10:00 am - 12:00 noon
Peter Compton, Convenor 0467 818 160
petercompton2001@yahoo.com

NORTHERN SUBURBS

Heathridge Leisure Centre, Sail Tce, Heathridge
Monday 7:00 pm (2nd, 3rd & 4th)
Stuart North, Convenor convnsuburbs@woodturnerswa.org.au

SWAN

Caversham Memorial Hall, Lot 34 W Swan Rd, Caversham, 6055
Tuesday 1:30 pm
Neil George, Convenor swanwt123@gmail.com

WANDI

Wandi Community Hall, DeHaer Rd, Wandí
Monday 8:00 am - 12:00 noon
Wednesday 8:00 am - 12:00 noon & 6:00 pm - 9:00 pm
Thursday 7:00 pm (1st & 3rd, Gen. Meeting & Demo)
Alan Kelly, Convenor nedkelly49@gmail.com

President's Ponderings

As you read this I am starting into my second year as President of our fine Association. I took on the role somewhat reluctantly last year when we were struggling to get nominations for the Committee of Management and President. But since then I have found that the position is not that onerous, mainly because of the support of the COM and particularly our Secretary, David Milton. So I would like to take this opportunity to thank him for his contributions and I look forward to working with him again over the next year.

I would also like to thank our retiring Treasurer, Kerri Nichols, for her service to the Association over the past few years. Her dedication and attention to detail in making sure that all the paper trail is complete has meant that our Auditor can sign off on the financial governance of the Association. Our new Treasurer will be appointed from within the COM at our next meeting in October, along with all the other roles like Vice President, Secretary, Registrar etc.

Our AGM has been and gone, with a new Committee member joining us – Ross Crawford from Mandurah. The day was well attended, and it was my pleasure to present a Life Membership award to Ted Stewart-Wynne from the Swan group. Well-deserved and he joins a select group of members who have made significant contributions to our Association.

We also presented our annual competition awards, and those from the recent Exhibition. Congratulations to all those who won awards, and also the all of the other people who have entered items into our monthly competitions. Without the support of members the competition would not happen. The next year's Calendar is now out so you can start early. And don't forget that every entry earns points for your group to get a share of the annual group prize pool.

Until next time, happy turning.

Cheers

Barbara Jennings, WAWA President

president@woodturnerswa.org.au

AGM Notes and Excerpts

Election of Committee of Management (CoM)

Returning Officer Norm Hoskins made the declaration of the following nominations received. Declaration that the nominations be accepted was approved by meeting attendees by show of hands.

- President: Barbara Jennings

New Nominations/re-elections (2 year term ends AGM September 2025)

- David Finch, Alan Kelly, David Milton

Nominated from the floor at the meeting (2 year term ends AGM September 2025)

- Ross Crawford

Committee Members Continuing (term ends AGM September 2024)

- Ian Ludford, Lex McLachlan, George Murphy, Jim Parker, David Doye, Matt Lanagan

All appointed to CoM for the period September 2023 to AGM 2024.

Setting Annual Fees (under Rule 8)

- a. "That the Annual Fees for 2023 - 2024 be increased to \$80" Moved by Jim Cameron,. Seconded by Rob Snowden. APPROVED- carried by majority on show of hands.
- b. "To increase Weekend Workshop entry fee to \$10 effective 1st January 2024" Moved by Mary Byers, Seconded by David Doye. APPROVED- carried by majority on show of hands.

2023 AGM President's Report (Excerpt)

Our member numbers have remained pretty much static this year, losing and gaining around 100, to finish the year with 555 members. Attendance at Weekend Workshops has been mixed, with some well attended, and others unexpectedly poor. Likewise participation in the competition has been mixed, some well supported, others not so much. The Competition group have finalised the program for next year and we look forward to better participation.

Following the loss of the Woodshow in WA we have tried several venues for holding our annual Exhibition and Open competition, and last month we held this year's at the new Melville clubrooms. Our visitor numbers were well down so this is obviously something which we need to do more work on. The competition entry numbers were also quite light on this year, but combined with the group displays it was still an impressive display of the skills of our members.

Our STEP training now has several courses in the pipeline, so I encourage you to take these opportunities to share and improve your skills. Even the most advanced turners are still learning.

Members from various groups participated in displays at events such as the Royal Show, Beyond Tools and Timbecon events. Individual groups also participate in many events in their local areas, all of which help to raise awareness of our Association, potentially gaining members, as well as providing a community service.

One of the highlights of this year was seeing the Melville group move into their new workshop. This was the culmination of much hard work and lobbying over many years from the Melville committee, and is a credit to their persistence and willingness to work with their local government to get their support. With Melville City council support, not only do the Melville Woodturners have a fantastic new facility, but this will also benefit the wider Association membership and local community.

Other groups don't have such a secure home. The Swan group are now embarking on their journey to settle into a new location. Thanks to the efforts of their committee they have been able to secure a new meeting room for demonstrations, after being forced to move out of the Senior Citizens centre. This same committee is now working feverishly to secure storage areas for their equipment, and to enable resumption of their hands-on activities.

The Joondalup-Wanneroo group have been renamed to the Northern Suburbs group as part of their search for new premises. With a move out of the Joondalup local government area likely the new name provides a more inclusive and representative description of the group to help with negotiations with potential new landlords.

The Association website continues to develop under the guidance of our webmaster Ian Ludford, with visitation increasing. We get enquiries from potential new members, people looking for someone to complete specific projects, and other enquiries. Hopefully members are finding it

useful as a resource. The CoM is now looking for ways to take the website to the next level, and this may involve seeking outside professional help.

Mary Byers has been working on the history of the Association and groups. Bunbury Manjimup, Wandi and Swan are now completed ready for the website. We're still looking for other groups to provide their input, and also profiles of members for the newsletter. I would like to thank Mary for her work on this project because it's vital that we record this information before it gets lost. 2025 will be the 40th Anniversary of the Association and what better way to celebrate that than to be able to share where we have come from.

Sadly we lost some special friends and colleagues through the year, and we are all the poorer for their loss. It is a sad fact that our Association is made up predominantly of more mature people and one of the reasons why we need to work at attracting younger generations to the mix to ensure that the experience of our older members can continue to be passed on before it is lost.

The CoM has worked well as a team, shared around roles and have small groups, rather than individuals working in some areas like the competition which shares the load. Unfortunately we are still struggling to attract new people to step forward, not just at a WAWA level but within the groups as well. The Woodturners are not alone here but we all need to remember that if you want the organisation to flourish then people need to be prepared to contribute.

Thank you all

Barbara Jennings, WAWA President

Registrar's Ramblings

We welcome the following new members ...

John Visser	3422	Gosnells	Trev Wales	3438	Melville
Matty Cream	3423	Busselton	Chris Miller	3440	Melville
Jo Storey	3424	Mundaring	Maxine Metcalfe	3442	Bunbury
Russell Morgan	3425	Northern Suburbs	Crystal Jones	3443	Collie
Arthur Grieco	3426	Wandi	Jason West	3444	Bunbury
Janice Meakin	3428	Melville	Greg Evans	3445	Busselton
Norman Parke	3429	Gosnells	Juls Wakefield	3446	Busselton
Norbert Mende	3430	Gosnells	Mike Fulwood	3447	Wandi
Doug Finch	3431	Mandurah	Helgi van Schoor	3448	Busselton
Mark Landwehr	3432	Melville	Bill Furber	3449	Swan
Ian Ritchie	3433	Melville	Peter Hodgkin	3450	Manjimup
Peter Zabiela	3434	Wandi	Dave Dean	3451	Busselton
Andy Nelson	3435	Wandi	Graham Halton	3452	Bunbury
Jeff Connelly	3437	Melville	Neal Bennet	3453	Melville

Can group secretaries and all members requiring a new name badge or cloth badge, please contact me for those items. Also ... PLEASE remember to advise of email changes.

David Finch, Registrar

registrar@woodturnerswa.org.au

Life Member – Ted Stewart-Wynne (961)

Ted has been a member of the Woodturners Association of WA since Nov 1991. During his 32 years of membership, he has been an extremely active, respected member of the Swan group and continues to be so, both in terms of leadership and teaching. He was awarded a Merit Award in November 2019. He is a passionate advocate of woodturning.

Ted's passion for the craft led him to begin teaching woodturning in 2014 at an adult learning centre in Mundaring (Mundaring Adult and Creative Learning Centre - MACLC). He designed a comprehensive beginners woodturning course focusing on safety and basic woodturning principles and equipment. These classes were initially limited to 3 participants on Tuesday mornings but proved to be very popular and two classes on additional days were quickly added. Ted's method of teaching is very successful with many students continuing with these classes for some years. Ted strongly encourages his students to become WAWA members, leading to at least 30 new WAWA members.



Travelling from his home to Mundaring (a 90 km round trip) twice weekly, sacrificing time, expense and effort demonstrates his commitment to woodturning and WAWA, as well as teaching at MACLC, Ted has taught members after the Swan group's Tuesday meetings, He was instrumental in obtaining a position for the Swan Woodturners to attend and demonstrate at the Darlington Arts Festival which is held annually in Darlington. This has led to interested parties enquiring about woodturning and they are either directed to attend MACLC or welcomed to join WAWA.

In 2005 Ted co-authored the 'Swan Group New Member Handout', which is still in use today. This is an invaluable document for new members with information relating to the Swan group and WAWA detailing safety guidelines, hints, and precautions whilst woodturning. Including information on woodturning tools, grinding angles, shapes, and profiles as well as drawings are also included.

Ted was a Swan Committee Member for many years and was Convenor in 2013 and 2014. He was also joint Convenor/caretaker in 2017.

In recent years Ted has been the Roving Reporter for the Association's newsletter at the Swan Weekend Workshops. Ted as a regular demonstrator at the Swan Group and is always happy to share his information, techniques, and new ideas. He is always happy to demonstrate his skill with a skew and encourages all to have a go. He is a quiet achiever and always ready to help. He seldom misses the Swan Meetings and is an active participant in Swan events.

Ted is an active and valued member of the Swan Woodturners group, and we recognise that he has been instrumental in bringing many new members into the Woodturners Association of Western Australia and woodturning in general.

Bunbury WeWs Report

A nice sunny midwinters day at Bunbury, well almost, with a beautiful array of flowers for us to enjoy. Flowers with species I did not know, some looked like they were from the "Twilight Zone" and all being wooden the judges had fun.

But my lot is the turning that occurred and the demonstrations of the day. To start the day I was straight into action with a suspended box being attempted by that consummate demonstrator Frank Evans from the Mandurah group. The suspended box is the competition item for the Wandu Weekend Workshop next month and it was timely that it was demonstrated.

Pine was the timber of choice for this demonstration and after a nice diagram showing what was intended the chips were flying. A nicely shaped base piece to be filled with lead to give stability was turned quickly and efficiently. The use of a bowl gouge to rough down the spindle blank was something new to a lot of us. The suspended box portion was then spindle turned being held in Shark Jaws. Boring the box out and forming the socket for the lid was the first job. This portion was finished and the box was turned in the scroll chuck and held by the socket in expansion mode. Shaping the outside of the box to a tapered cone and finishing was straightforward. The lid of the box and finial were then turned as was the base plug for the stand.

Frank had brought along his magic finishing system and after a few seconds of intense, noisy work a beautifully turned curly Marri Box and stand with contrasting lid and finial was produced. Most of the audience felt that they would like to have a finishing box like this but Frank has not been very forthcoming on how it works. We broke for morning tea, a bit of voting, a bit of purchasing from the trade suppliers and then back into the next demonstration.

Colin Truscett was the next turner and he was demonstrating a novel bird feeder. A functional bird feeder is the competition item for the Northern Suburbs Weekend Workshop. Colin revealed that the shape of the feeder was to be like a squat vase with cut out sides. I was mystified on how this could be hollowed with no or only a tiny opening at the neck position. The mystery was solved when Colin explained that the vase outside shape would be turned and the hollowing would be done through the bottom with a plug then inserted and glued in to conceal the hollowing method. This was a clever way of making a very elegant, shaped feeder with cut out sides. A very functional feeder, just as well the birds could not get into the room. There was not much work for the quill in this, I was only used to help glue the plug in at the end. A quick word from the President and then off to nice hot soup for lunch.

After lunch the quill was not needed and the lathe was silent. I watched the 70-odd members present at the meeting circulating around a series of small demonstrations being done by the Embellishment Special Interest Group. There was sandblasting, interesting textures created there. There was some mysterious chemical process that was burning and charring the wood but that was outside because the chemicals can be a bit nasty. Nice subtle effects were produced. Inlaying of timbers by marquetry methods were shown as a form of embellishing items. Pyrography using a traditional hotwire pen and a multitude of nibs was shown. A noisy little whining motor like a dentist drill using a whole array of cutters and burrs, including old dentist drills was used to carve intricate and interesting patterns in timber. The Rose engine made and demonstrated by Jim Cameron, a fascinating machine that produces, albeit with a little coaxing, fascinating patterns and repeated designs. A lot of members were participating in using some of the tools and having a go

at the techniques. I understand the intention was to encourage people to use the techniques in their turning.

A quick afternoon tea followed by the results from the competition and announcements of the winners. A monster raffle was held that had almost 30 prizes. The day was over and as normal I was packed up, put in the trailer and back in the shed until the next time. Thanks to Glenn and all the members of Bunbury who contributed to a good weekend workshop, particularly the catering crew and we look forward to visiting again next year.

The Quill

Wandi WeWs Report

Well it's the AGM so the quill has a bit of rest while the new committee of management and president reports and awards are given. Congratulations to Ted Stewart-Wynne for being awarded a WAWA Life Membership - a richly deserved award.

After the morning tea I was pressed into action by Colin Truscett who was showing us a bowl with a difference. This was a lidded bowl in the shape of a Manta Ray with wings that went in both up and downward directions. The bowl required turning using a bowl gouge which was used to carefully carve thin wings from both the headstock and the quill side of the lathe. There was a need for speed and chips did fly. A careful sequence of chucking and re chucking allowed the bowl and its lid to take shape. A masterful demonstration by Colin which was enjoyed by all.

This was followed by the redoubtable Jim Cameron doing boxes which I enjoy immensely. Jim deftly showed the stages that he uses to construct boxes and the methods and tools that he used to affect his designs. Many of his inspirations come from Pinterest and he has used these designs as the basis of a morphing of shapes. Behind Jim there was a table covered with a cloth which was removed by Jim to reveal 50 plus boxes that he had completed. This was a wonderful display of work and his quill must have been very tired after that effort. Lunch followed with delightful hamburgers and salad.

The last demonstration of the day was a multi axis turned knife handle by Alan Williams. This did not give much away and it was surprise to all that Alan was going to use a Thermo type jig to turn simultaneously two knife handles. This jig made by Alan allowed for variations of the width of the material to be accommodated in the jig which was sturdily made from face plates and aluminium "U" section bar. With any of these types of jigs they must be securely held between centres thus the quill was in high use at the tail stock end. Due to the high rotational speed everything must be double checked for security, and it is essential to be wearing full face protection. As most of the turning is done in air very slow and deliberate movements are needed to control the chisels to ensure a good cut. Alan showed the effects of using conventional gouge chisels and particularly the use of round edged and square edged tungsten carbide cutters. The resultant handles had pleasant curves cut on all sides.

The day ended with the awarding of the prizes for the suspended box competition and the drawing of the raffle. The '1D' committee again put on a good show for the 90-odd members who attended.

The Quill

News from the Groups

Busselton Buzz

It's been a while since we have had any input so a short update is in order. We have 52 members of which approximately half are active and attend the workshop and demonstrations. Our new Convenor is Dennis Haddon, Secretary is Barbara and Treasurer is David. The rest of the Committee remains the same with the addition of Ian Trigwell. Welcome Ian

We have 6 lathes and a sit-down lathe in the main workshop plus 2 mobile units for demonstration purposes. Our Horizontal saw gets used on a regular basis and at events and demonstrations. The sit-down lathe is used by Michael Fox with the assistance of Chas Broadbent. Michael is a quadriplegic and has a good time and a good laugh with Chas making rolling pins, fishing floats and skipping rope handles on Saturdays. Thank you, Chas. The picture tells the story - Michael says Chas couldn't do it without him then has a good chuckle. They are like schoolboys having fun.



We have recently purchased a new Makita Mitre Saw, Tool Cabinet on wheels, Scroll Saw (donated by Steve VO) and a Display Cabinet for members to use. John Cross from Cross Security supplied and installed alarmed smoke detectors free of charge. Thanks John and Steve VO.

Congratulations to our competition winners. Recently Chas Broadbent won 1st in the Open Advanced Exhibition and Barbara Jennings received 2nd place after convincing Chas to enter! The other members who have done well in recent competitions are Mal Alcock, Dennis Haddon, Peter Benjamin and Henk Geerling. Well done.

Our Meeting and Demonstration nights continue to be very successful and appreciated by all those who attend. Chas, Barbara and Dennis are the frequent demonstrators and cannot be thanked enough for the time and effort they contribute to this end. Our most recent demo was more of a "show and tell". Chas, Dennis and Mal all individually showed their bird feeder/nest box and that was good. Thank you.

In addition to the Competition pieces being shown (methodology and techniques) we have had nights dedicated to showing different finishes and how to apply them. We had a night that showed different carving tools with "hands on" for all members. These were very successful.

We have also been out and about, pushing the woodturners cause. Barbara, Chas and Dennis attended Bunnings just prior to Father's Day, and on the day they had a great demo and display at Origins Markets. They had a good day and as a result we have a new member or two. Thank you.

Lastly, our new members include Barbara Turner, Helga Van Schoor, Jules Wakefield, Peter Benjamin, Greg Evans, Dave Dean and Ron Jensen.



Welcome and we hope you enjoy the turning and camaraderie of our club.

Gary

Collie Chatter

We have had our group AGM and we have the following committee: Convenor Rob Ingram; Vice Convenor Ian Ramsdale; Secretary Mike Miller; Treasurer Colin Valli. Outgoing Convenor Domenic Italiano was awarded life membership of the Collie Woodturners Group.

We have some new prospective members attending on a Thursday night and they are progressing well. Bunbury Weekend Workshop was well attended by our members. The idea of turning an item for the next weekend workshop is popular as it shows how it can be done. The theme being a bud vase with turned flowers, Jeanie Thomas was placed 1st in Novice and xx in Popular. Overall a good result with Collie members also getting six picks in the raffle.

We ventured to Perth for a day trip with a visit to Hare & Forbes, Timbecon and Mayama Gems, A few purchases made from the three businesses and some friendly banter made between us regarding where we were heading. We returned back to the clubrooms and have since set up the new lathe which has been used by a couple of members. Wednesday we are averaging around 10 to 14 members attending and with the raffle prize being wood selected from our shed is proving a winner.

Our members will be attending the AGM, hopefully the weather is kind and the day is as good as the other workshops we have been to. Some members are working on Busselton's Weekend Workshop competition piece and others are doing work on their own projects but always keen to offer advice or discuss ways of turning pieces.

Well that's about all from our group so its cheers from Chipper.

Chipper

Gosnells Gossip

Our good friend and fellow turner, Owenroe O'Neill, informed us some little time ago that he would be packing up his chisels and relocating to Singapore. Owen and his wife, Pansy, are citizens of Singapore and decided to return there to be with family. At his final meeting at the club, he was presented with a framed picture of (almost) all of the members. We hope this will be a nice memento for him to keep.



Owen has been a member of the Gosnells group for a very long time, and we can't emphasise enough how valuable his contribution to the club has been and how valued he is to us all. He has been a wonderful mentor to so many new, and not only new, turners - he has been generous with his time to everyone.

He described himself to me not long ago as the 'general factotum'! It's been a long time since I've heard that expression, but it is apt indeed. Owenroe has kept the place running - literally! He's fixed broken machinery and done most of the preventative maintenance work. Largely this was unseen and noticed. All the little jobs that need doing, Owen was the guy who got them done.

Kevin Cheetham wrote a short tribute to Owenroe on the Facebook group site a little while ago:

'Owen you are an amazing man. The contribution you have made to Gosnells Woodturners is immeasurable. Thank you for your contribution, your comradeship, and the privilege of knowing you. You really will be missed. Good luck in your new life in Singapore.'



SPECIAL FEATURE

Peter Povey brought in a couple of pieces of his wood turning to share with the group. A few members have done this especially over the past few months and there has been some really inspiring and masterful wood turning. I think this has been great for the rest of us to see and it gives us some optimism that if we keep working and trying, our skills will improve. It's great to see what's possible. We've seen pieces from Chris Smith and Robert Woodward which reach this level of turning. Bill Wallbank's tea set was also a memorable example. (No offence to others I might have overlooked.)

This time it's for Peter Povey to take the footlight.

First of all, have a close look at this Moroccan Coffee Pot. Isn't it fantastic. I'd love to have a crack at this one. Suspect 'crack' might be the operative word in my case.



Then there's this beautiful Sheoak bowl. Have a close look at it and I'm sure you'll agree it's beautiful!



Now go back and have another close look at it; the circles, for example! Have a look at how precisely those lines intersect. How did Pete get it so accurately? He didn't just get a compass and mark out some intersecting circles in a nice pattern. He did in fact follow a very detailed plan, you had to be a genius to follow all the instructions. Pete is bringing the plan in for the fearless that want to have a go at it.

Brilliant work Peter - thanks for sharing it with us.

GOSNELLS WINNERS

We've recently had some outstanding successes at the group.

Robert Woodward won both the Open and Advanced Categories at the Bunbury Weekend Workshop competition with this piece, flowers in a vase. Check the bird with its beak in the flower; a masterful, artistic stroke! (Photo in competition results)



Woody was well placed in the Annual Awards too. He came 2nd in the Open Category, 3rd in Advanced and 3rd in Popular. That's a fantastic achievement, Rob - congratulations!

Our second winner was Shane Campbell. Shane won 1st place at the Bunbury Weekend Workshop with this entry in the Beginner's Category. It's a great piece, Shane! I hate to brag, but when Shane asked me what I thought of it, I said that it was a winner. I'm a better judge perhaps, than practitioner!



And here's smilin' Shane with his trophy for 1st place in 2023 Annual Beginner! That's a great achievement and Shane has put a lot of work into all his competition pieces this year. It's a well-deserved win so congratulations, Shane, from the whole group of Gossie Woodies.

Three pieces by Chris Smith - self-explanatory I think. Presented for your viewing pleasure and a pinch of inspiration!



Three pieces by Jukka Lentonen - Jukka's work is always colourful and he likes to use resin! There's no such thing as rubbish wood for him!



B

Melville Mutterings

19th Jul 2023 – The morning commenced with a celebration of Brian Fowlie's 90th Birthday with sausage rolls and a cake for all supplied by Anita and Bernard Boycott. Congratulations on reaching the milestone Brian.

The demonstration was by David Milton on turning flowers. Four simple shapes define most flowers being cylindrical, vase or goblet, plate-like and multiple petals. Each of these shapes were turned. The cylindrical one was textured like a Bullrush, the second was a tulip shape base on goblet turning principles. After hollowing the five petals were shaped with a micro-motor tool and sanded. Variation on this shape by leaving a thickened rim allows for carving of shapes like a lily or daffodil. The last method shown was that of using the riving or German ring method of shaping a petal or leaf that allowed up to 200 identical shapes to be cut or rived out of the ring.

Show and Tell was by Bill Power who recently rejoined the group and provided a good critique of the items tabled mainly from the Gosnell's WeWs and showed some spectacularly long stem goblets or poppies (depending on your interpretation) he had turned or collected from the USA.

26th Jul 2023 – You could be excused for thinking that the place had been overrun by a bunch of florists this morning as, following on from the demonstration last week, the group had a hands-on session with the aim of replicating some of the flowers produced by David.

As many participants as were involved, there were just as many variations on the theme and methods of attacking the project but the common thread in the end was what was produced which was quite stunning in some cases and not quite finished in others. The fact remains that all had an interesting morning doing something a bit different.

2nd Aug 2023 – It was that time of the year again today when the AGM was on the agenda. As has been the case in recent past, the attendance was certainly up there and after the administrative requirements were dispensed with, so was the old committee and a new one was duly elected.

The new executive office bearers elected were Frank Dymond – Convenor, David Bradley – Deputy Convenor, David Milton – Secretary, Rob Snowden – Treasurer who will be ably supported by Robyn Mclean, Kevan Harwood, Syd Harvey, David Finch, Ian Ludford, Peter Gerring, Robert Cockburn, John Meldrum, Janice Meakin and John Oliver. Congratulations to all of the above on their election.

Following the election, Frank took the chair and proposed a vote of thanks to the outgoing committee and congratulation to Robyn on her tenure as Convenor during what was a tumultuous time and managing to keep the group well grounded.

On completion of the meeting, we were treated to a very interesting talk on the life and times of one of our newer turners in Noel French, a retired Professor of Paediatrics with a specialty in early childhood development. During the course of his talk, the audience was deathly quiet as he took us on the journey of his life and career with the eventual resting place of our club. Great talk and we look forward to the rest of the year.

9th Aug 2023 – Frank Dymond was the centre of attention today and in typical Frank style, there was never a dull moment with lots of information and relevant science and mathematics backgrounds of different aspects of creating the ever-popular tops.

The demonstration was broken into two sections with the first being making a “hippy” top as it didn’t comply with the regular rules of science followed by a “tippee” top.

The first blank was mounted on a glued block and trued before removing a lot of excess wood to make the spinning portion of a captive string pull top, turning it from the top down by forming a support pin on the top and cutting a groove which was subsequently made into a large cove to hold the string.

The main body of the item was then formed by removing the excess from both the top and bottom of the blank before removing it and re-chucking it in reverse so the base could be finished.

Frank then proceeded to show his method of turning a tippee top by chucking a blank and truing it before marking the cardinal points to be able to form the ball shape and removing a portion of the top leaving a pin in the middle. The body of the top was then hollowed with a home-made scraper before parting it off. Thanks, Frank, for another great morning.

This was followed by S&T ably presented by Rob Snowden and consisted of a large fruit bowl, bud vases, turned flowers, a tall, lidded box, a couple of lidded boxes with finials and a cake stand which again highlighted the skills of our members.

16th Aug 2023 – This morning’s fare was billed as a Tim Tam competition with teams of three, leaders being nominated from the newer turners in the club and accompanied by two other members of differing levels of expertise and all were given the task of producing a gavel and block to the diagram provided.

With some nine teams competing for the prize, as you can imagine, the competition was fierce with each team member being allocated a time limit to complete their part of the job and hand over to the next person.

While none of the groups fully completed the item in the allotted time, there were several creditable efforts. The original rules were that the item be made of 3 pieces being the handle, head and the sounding block and was to be finished. This last part of the requirements seems to have been the main stumbling block as some teams were able to complete the turning but not have it finished while others did the finishing of each part as they went but did not complete the turning.

When time was called, the judges had a monumental task of deciding the outcome and awarded third place to the team of Sylvio Moriconi, Don Hicks and team leader Laurie Pearson. Second place was picked up by the team of David Finch, Chris Chai and team leader Eric Hartley with the team taking home the chocolates comprised David Milton, Chris Ellis and leader Peter Gerring.

Congratulation to all who took part in the event and David Finch who organized the event which was greatly enjoyed by all including the onlookers who were treated to a myriad of slightly different techniques to achieve a similar aim.

23rd Aug 2023 – The age-old question of “What came first. The chicken or the egg?” was partially answered today as Don Hicks ran us through this method of creating his version of an Australian icon, the emu advising he had searched the internet for information on turning one only to find it was an extinct creature and nothing was to be found.

He went on to show how he had produced a swag of drawings of different parts of the bird and was able to scale them onto graph paper making detailed drawings for the body, head and neck and the legs which could be turned in several ways including offset turning or turning in sections and joining them.

The bulk of the demo was taken up with the body which was turned from a suitable blank between centres to get round and make a spigot before placing it in a chuck and supporting it with the tailstock. The cardinal points were marked and the blank reduced to the approximate shape of the body before orienting it to produce the best advantage in the finished product. He then went through his method of marking out where the body would be shaped to remove some excess material so the leg holes could be drilled using a homemade drill post in the banjo and then marked the neck position which was drilled with a Forstner bit by hand.

Next came the legs and he went through the options for turning them before showing a method of offset turning to create bent legs advising the neck and head could be done in similar fashion. Unfortunately, time got the better of Don so he was unable to complete the job but we certainly got well-grounded in what was in store for you if you decided to take up the challenge to turn a “bush chook”. A great demo with lots of food for thought.

Frank Dymond then took the floor to present the S&T which consisted of the finished gavels and blocks from last weeks in-house competition, another gavel incorporated into a child’s hammered peg toy, a beautiful natural edge bowl and the entries from the WeWs which included Noel French’s entry in the Beginners section and David Finch’s which placed 3rd in Novice and a similar item which did not qualify for this competition due to its size but was beautiful nonetheless by David Rechter.

30th Aug 2023 – In a complete deviation from the regular fare of demonstrations, today was billed as a “Tips and Tricks” day where members could show off rare or unusual tools and different techniques for achieving a particular aim.

With those wishing to show off a tool or technique, a lathe was assigned to them with ample room around each for those interested in gaining some additional knowledge and the morning was well attended.

The tips and tricks were far too numerous to adequately describe but suffice to say those in attendance were well pleased with the information received and the way in which it was presented. Thank you to all who participated for making it a very successful morning.

Peter Gerring volunteered to present S&T and the array of items was nothing short of magnificent. Predominantly, the offering was made up of entries from the Open Competition on the weekend and we were pleased to see the number of successful entries from our members including the aforementioned Peter who received 2nd in Artistic Novice for a burl bowl, Rob Snowden with a banana bowl in Plain Turning and achieving a 1st in Advanced and 2nd in Open for his pierced large fruit bowl while Dennis Tapley achieved a 2nd in Advanced Plain Turning for a beautiful split and rejoined lidded box.

Also on the list of prize getters was Noel French with a 1st in Novice for Plain Turning with an inside out bud vase and David Finch 2nd in Novice for a lovely banksia pod lidded box. The last entry that was not quite so successful was submitted by Sylvio Moriconi with a gorgeous multi-timbered vase. Other items on show were a vase of flowers by Chris Hughes, a bud vase and flower by Bev Schwikkard, some tops and a lidded box by members of our Thursday group.

Finally, the piece de resistance, the finished article designed and constructed by David Finch of a fever of rays on a burl base, the rays being turned by various members of the group. This item will be presented to the City of Melville in recognition and appreciation for their generosity in providing us with a new home.

6th Sep 2023 – Our repast this week was a take on the construction of an upcoming WeWs competition item of a suspended box ably presented by David Milton.

He opened proceeding with some tips on what to look for in making one of these and stressed the planning was integral to getting a box that worked, with the version demonstrated being a pair of curved sided cones of different dimensions with a couple of pins between the two for support.

While showing that various tools could be used on this project, David selected his favourites to make the job easier again stressing the importance of the set out of this design and drilling the holes for the pins while the blank was still square. After drilling the blank was mounted between centres to round down and form a spigot which could be held in Shark Jaws.

A recess was hollowed out of the base to permit weight to be added to stabilize the item before shaping the base using a variety of tools and leaving a lip in the bottom so a plug could be made to fit. A similar process was adopted for the box and finally a top was to be turned to fit with a finial to be added if desired.

With the demonstration piece being made from pine, David's prowess with the tools was evident as the completed item was handed around and the finish off the tools was a sight to behold. Great job and well presented as usual.

Robin Spence then took the floor to present the S&T consisting of a beautiful large fruit bowl, a ballerina top and a pair of S&P grinders on keeper plates which were to prevent stray seasoning from adorning the table. A true example of quality over quantity.

13th Sep 2023 – The inclement weather may have been the catalyst for a smaller than normal turnout for the meeting today but those who attended had a fun morning on the lathes with a hands-on session, the subject of discussion being a small, lidded box with diagram supplied as well as timber. While I am not aware of any of the participants actually finishing the item during the session, those who had made a start took their items home to finish and we look forward to seeing the results of their labours next week when they bring in their offerings for the S&T table.

In looking around the room, it was evident that many had taken the diagram as a guide to fit into the piece of timber they had available so it will be interesting to see what design changes have been made when we get to see the end results.

Chris Elliss

Swan Snippets

Today, July 18th we received news we have finally found a 'new home'!! Swan Woodturners are moving from the Swan Districts Senior Citizen's Centre to the Caversham Memorial Hall on West Swan Road in Caversham. Much to do and organise but what a relief! Thanks to all the Swan Woodturners committee members for their relentless pursuit of alternative facilities. Thanks, in particular to Mary Byers for going (as usual) "above and beyond"! Thanks also to Maryanne Carey from the Swan Shire for her considerable and sustained help with our quest for new facilities.

Richard Barkman was our demonstrator today, doing the second of hopefully several 'technique and teaching' demonstrations. Richard continued the theme regarding tool use and how to avoid catches.

Congratulations go to Brian Mather for his 2nd in Intermediate at Gosnells weekend workshop for the shallow open style fruit bowl.

25th Jul 2023- For our final meeting in our current premises Don Clarke presented a shortened version of his Gosnells WeWs demonstration on the Hollow Twist. He demonstrated the appropriate marking up and methods of removing wood to achieve the hollow twist.

1st Aug 2023 - Woo-hoo we are in our new home (for the next 12 months at least anyway)! We had our first meeting at the Caversham Memorial Hall in Taylor Park on West Swan Road in Caversham. We unfortunately don't have storage facilities yet, but the committee is hard at work negotiating with the shire regarding a shed. We don't have our cameras up and rolling yet either, but we had a very good turnout with 36 members to the meeting with Bruce Shepard being our first demonstrator. Bruce turned a lovely cheese board with insert from a jarrah blank.



Meeting in the Caversham Hall – our new home

Our second meeting on August 8th in our new facilities and still having some teething issues. Mario Baldacchino our 'jack of all trades superhero' has been busy making temporary stands for our TV's, so viewing was better. Thanks to Bruce Shephard and Gary Taylor for transporting and storing lathes and AV equipment. The following week Mario continued work in making these premises work for us and building cupboards to store some of our AV equipment.

Norm Moyes was our demonstrator today turning a suspended box with finial which is the competition item for the Wandi WeWs.

Congratulations for our Swan Competition bud vase and flowers in Intermediate go to Kevin Croft in 1st place and Andrew McNamara in 2nd place; in Advanced 1st place Mario Baldacchino, 2nd Bruce Shepard and 3rd Mary Byers.

Our demonstrations for August continued with Brian Mather and Gary Taylor demonstrating their pen making process. Each one had a slightly different approach, process and equipment required for pen making. It was interesting to see both demonstrations with useful hints and tips.

Bunbury WeWs competition for the bud vase and flowers congratulations go to Kate Caunt for 3rd and Ron Dagan 4th in Novice. Some very creative and nicely turned flowers by many of our members.

Our demonstrator for August 22nd was Neil George who demonstrated his take on an 'antique style' bread board.

Some of our members turned out to the WAWA 2023 Annual Open Exhibition at Melville woodturners on Friday, 27th August and several members travelled up to the Yilgarn Agricultural Show at Southern Cross on the same weekend.



Swan at Yilgarn Show

Several of our members attended Bunnings Midland Father's Day Family Event on Thursday, 31st August and just two days later Swan put on another show of woodturning demonstrations at the York Agriculture Show. We are out and about – it is that time of the year.

September - In line with the next competition items Mary Byers demonstrated a bird box and Brian Mather demonstrated a bird feeder. There should be some happy birds in the Swan vicinity.

It has been a big couple of months for Swan members – we hope we have some news on a storage shed next newsletter.

Authorised Western Australia dealer:



VICMARC[®]
MACHINERY PTY LTD



Get on down to **Timbecon Perth** on Saturday, October 14 between 8:30am and 3:30pm to take in the best that West Australian woodworking can offer including:

Neil Turner demonstrating Djilamari Timbers Mayama Gems Wood for sale
Product Displays Woodworking & Woodturning Demonstrations Food & Refreshments

The Embellishers group will be representing WAWA this year.

The Tools, Timber and Techniques Weekend is a **FREE** event so join us for some seriously good woodworking fun – everyone is welcome.

Timbecon

Everything to get wood working

www.timbecon.com.au

CWS

www.cwsonline.com.au

Carroll's
Woodcraft
Supplies

Your one stop shop for all your Woodcraft Supplies



Phone, email, web mail order specialists

Carroll's Woodcraft Supplies

Unit 2/10-14 Capital Drive, Grovedale VIC 3216

Email: cws01@tpg.com.au

www.cwsonline.com.au

Competition Results - Bunbury

Advanced: 1st – 4th below.

Competition Item – 38 items submitted:

Two or more wooden flowers in a bud vase, vase up to 150 mm high.

Beginner item – bud vase

Advanced:

1. Rob Woodward – Gosnells
2. Dennis Haddon – Busselton
3. Col Smith – Mandurah
4. Barbara Jennings – Busselton

Intermediate:

1. Terry Holl – Mandurah
2. Jukka Lehtonen – Gosnells
3. John Holsgrove – Joondalup
4. Henk Geerling – Busselton
Lindsay Nicholson – Joondalup

Novice:

1. Jeanne Thomas – Collie
2. David Finch – Melville
3. Kate Caunt – Swan
4. Harry Charles – Mandurah
Ron Dagan – Swan

Beginner:

1. Shane Campbell – Gosnells
2. Qira Napoli – Bunbury
3. Graham Halton – Bunbury
4. Kerry Nilan – Joondalup

Open:

1. Rob Woodward – Gosnells
2. Dennis Haddon – Busselton
3. Jeanne Thomas – Collie
4. Terry Holl – Mandurah
David Finch – Melville

Popular:

1. Tania Emmerson – Mandurah
2. Arthur Salfinger – Bunbury
3. Kerri Nicholls – Mandurah
4. Rob Woodward – Gosnells



Rob Woodward



Dennis Haddon



Col Smith



Barbara Jennings

Full gallery and details: <https://www.woodturnerswa.org.au/bunbury-weekend-workshop-2023/>

Competition Results – Annual prizes

Competition – accumulated WeWs points Sep-2022 through Aug-2023

Advanced:

1. Jim Parker– Northern Suburbs
2. Dario Nardi – Northern Suburbs
3. Rob Woodward– Gosnells

Intermediate:

1. Lindsay Nicholson – Northern Suburbs
2. John Holsgrove– Northern Suburbs
3. Ian Ramsdale – Collie
Brian Mather – Swan

Novice:

1. David Finch – Melville
2. Jeanne Thomas – Collie
3. Harry Charles – Mandurah

Beginner:

1. Shane Campbell – Gosnells
2. Lyn Metcalf – Melville
3. Noel French– Gosnells

Keith Stout Trophy

Open (Accumulated):


1. Jim Parker– Northern Suburbs
2. Chas Broadbent – Busselton
Rob Woodward– Gosnells
3. Lindsay Nicholson – Northern Suburbs
Ian Ramsdale – Collie

Popular (Accumulated):

1. Jim Parker– Northern Suburbs
2. Tania Emmerson – Mandurah
3. Rob Woodward– Gosnells
Dario Nardi – Northern Suburbs



Sample work from Open (Accumulated) point scorers.



Competition Results – Open Competition

President’s Trophy Open Competition

1. Chas Broadbent – Busselton
2. Rob Snowden – Melville
3. Barbara Jennings– Busselton

Cyril Jones Trophy Most Popular

1. Chris Chai – Melville
2. Tania Emmerson – Mandurah
3. George Parke – Bunbury

Artistic Turning

Advanced:

1. Rob Snowden – Melville
2. Denis Tapley – Melville
3. Richard Barkman– Swan
4. Dario Nardi – Northern Suburbs

Intermediate:

1. Tania Emmerson – Mandurah
2. Mary Byers – Swan
3. Chris Gray– Wandi
4. Alan Roberts – Wandi

Novice:

1. Steve Bushell – Wandi
2. Peter Gerring – Melville

Plain Turning

Advanced:

1. Chas Broadbent – Busselton
2. Barbara Jennings– Busselton
3. Jim Parker– Northern Suburbs
4. Ian Moss – Swan

Intermediate:

1. Neil George – Swan
2. Chris Gray – Wandi
3. Henk Geerling– Busselton
4. Frank Dymond – Melville

Novice:

1. Noel French – Melville
2. David Finch – Melville

Open & Popular (Open winner on cover, others right). Full gallery and details:

<https://www.woodturnerswa.org.au/open-competition-2023/>



Competition Results - Wandi

Competition Item – 27 items submitted:

A suspended box with finial, inspired by provided photo. Box and lid 150-200 mm high, excluding finial and stand.

Beginner item – A trinket box with lid, sized appropriately to the task, no other restrictions.

Advanced:

1. Frank Evans – Mandurah
2. Colin Truscett – Wandi
3. Chas Broadbent – Busselton
4. Dario Nardi – Northern Suburbs

Intermediate:

1. Harry Charles – Mandurah
2. Frank Dymond – Melville
3. Malcolm Alcock – Busselton
4. Stuart North – Northern Suburbs

Novice:

1. Peter Benjamin – Busselton

Beginner:

1. Martin Burke – Swan

Open:

1. Frank Evans – Mandurah
2. Colin Truscett – Wandi
3. Chas Broadbent – Busselton
4. Dario Nardi – Northern Suburbs

Popular:

1. Dario Nardi – Northern Suburbs
2. Elison Corstorphan – Swan
3. Martin Burke – Swan
4. Jim Parker – Northern Suburbs



Frank Evans



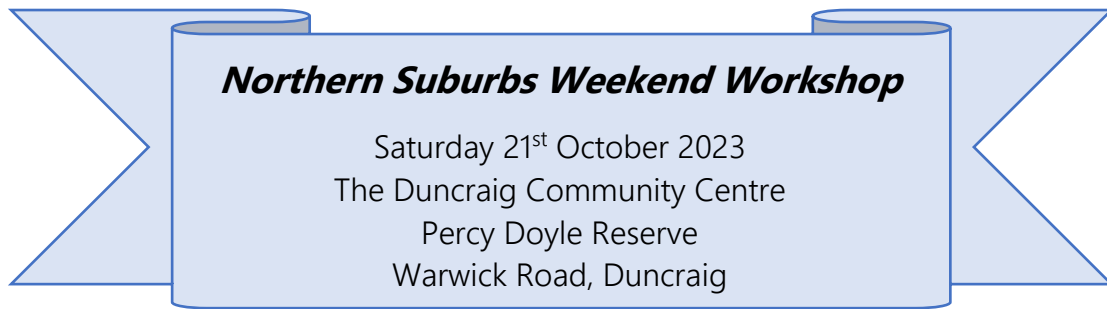
Colin Truscett



Chas Broadbent



Dario Nardi



Competition Item: A functional bird feeder or nest box.
Beginner item — as above, not necessarily functional

Tool Sale Table - A large number of hand tools (some near new), will be available for sale.

Program

8:30 – 9:00	Registration and fellowship
9:00 – 9:05	Welcome & house-keeping announcements
9:05 – 10:30	Demo #1 Vicki Nicholson – Faux Finishes for Woodwork Embellishments
10:30 – 11:00	Morning tea – members please bring a plate of food to share Competition voting commences
11:00 – 11:30	Demo #2 Junior Linke – Arbortech carving tools
11:30 – 12:30	Demo #3 Jim Parker - Turning firewood into treasure. Idea's for those little offcuts you don't want to throw away
12:30 – 13:15	Lunch – \$7
13:00	COMPETITION VOTING CLOSES
13:15 – 13:30	President's forum
13:30 – 14:00	Demo #4 Alasdair Cromey – Wood Stabilization Using Cactus Juice
14:00 – 15:00	Demo #5 Graham Turner - Turning bowls out of a log - 3 different ways
15:00 – 15:30	Afternoon tea
15:30 – 16:00	Competition Results & Raffle - over \$1000 worth of prizes
16:00	Pack Up – All help appreciated.

Note: Vicki Nicholson will be holding two Faux Finishes "Hands On" workshops. To be held concurrently with the above program, numbers are limited so be quick to book on the day. Cost to cover her paints & materials will be \$5 per session.

- Morning Faux Marbling Finish at 11:30 am - 12:30 pm
- Afternoon Faux Leather look Finish at 1:30 pm - 2:30 pm

Travel Safely Home

Vicki Nicholson, Artist

Vicki is an international renowned artist and carver is kindly demonstrating her embellishing skills with us at our workshop. She will also conduct two Faux Finishes "hands on" workshops for members, conducted concurrently with our program. See below.

Vicki has travelled Europe teaching art and carving and has had several awards and publications nationally as well as internationally.

Vicki also conducts workshops teaching painting and gold leaf techniques as well as a carving group for members of the Carving Guild north of the river.



Alasdair Cromey, Campania Knives

Alasdair, a highly regarded Bladesmith, will be giving a talk on wood stabilization using a vacuum chamber and Cactus Juice. It should be of interest to pen makers, carvers, knife makers, people who use resin and woodworkers in general.

Alasdair makes knives from start to finish, including annealing, tempering, grinding and polishing. He makes the handles out of many materials including woods that may need stabilization. Stabilization removes moisture and hardens wood to improve turning by making cleaner cuts, reduce tear out and enhances finishes.

Junior Linke, Arbortech

Junior is an experienced carver who works for Arbortech as Manufacturer Leading Hand and will be demonstrating how to use a number Arbortech carving tools.

WOODTURNING PROJECT PARTS

The B-Y in project parts from Box, Clock, Cutlery
to Spinning Tops and Yoyo

Telephone : 9330 8383

Email : jim@telama.com.au

MAYAMA GEMS

2/41 McCOY STREET MYAREE 6154



Convenor: & MC Denis Haddon
 Safety Officer: Dave Porter

Trade Suppliers:	Allan Williams	Abrasives and trade supplies
	Bruce Jackson	Timber
	Mayama Gems	Woodturning supplies
	Ray Woodcock	Tools

Competition Item: Mantle clock - a clock that has been designed to stand on a shelf, not wall-hanging.
Beginners item – Free-standing clock using an insert mechanism

Program

8:30 – 9:00	Registration and fellowship
9:00 – 9:15	Starting announcements & Welcome (Mayor)
9:15 – 10:30	Demo 1 – Walking Stick – Chas Broadbent
10:30 – 11:00	Morning tea
11:00 – 12:00	Demo 2 – Using resin to make use of odd bits of timber – Ron Jenson & Chas Broadbent
12:00 – 13:00	Lunch – Salad Roll - \$7
13:00	COMPETITION VOTING CLOSES
13:00 – 13:30	President’s Forum
13:30 – 15:00	Demo 3 – Measuring scoops (Melville 2024 item) – Ian Ludford
15:00 – 15:30	Afternoon tea
15:30 – 16:00	Competition Results Raffle draw
16:00	Closing comments

Sunday, 19th November 2023 from 9:00 am – Open House at the Busselton Workshop

In our workshop at the rear of Butter Factory Museum, Peel Tce, plenty of parking in the vacant block across the road. Limited parking on-site – please reserve for those less mobile.

Informal demos and check out the workshop. Pottery and Museum also open.

12:00 pm – Lunch (sausage sizzle - \$3.50) 1:00 pm – Close

Competition Items 2023

February 18th – Melville

Laminated box that uses 2 or more timbers, with a finial of imaginative and attractive design.
Beginner item – lidded box

March 18th – Manjimup

Cake stand

April 15th – Swan

Bat wing bowl 200 mm to 250 mm wide, 35 mm to 45 mm high, maximum wall thickness 4 mm, no embellishment.

Beginner item – as above but no maximum wall thickness



May 20th – Mandurah

Spherical box on stand (stand to be incorporated in the base of box), box to be embellished in some way, no other restrictions. *Beginner item* – sphere

June 17th – Collie

Natural edged bowl - natural edge (or live edge) has not been cut with tools, may or may not still have bark affixed.

Beginner item – simple bowl

July 15th – Gosnells

A shallow, open style fruit bowl, maximum diameter 300 mm, decorated in some way – (Artistic criteria).

August 25th through 27th – Exhibition & Open Competition

1. Plain Turning - any item which does not include off-lathe embellishing. For example, a bowl with the rim embellished with turned beads is acceptable but not one with painting or carving.
2. Open Artistic - any item which is not Plain Turning.

August 19th – Bunbury

Two or more wooden flowers in a bud vase, vase up to 150 mm high.
Beginner item – bud vase

September 16th – Wandi (AGM)

A suspended box with finial, inspired by the photo (right). Box and lid 150-200 mm high, excluding finial and stand.

Beginner item – A trinket box with lid, sized appropriately to the task, no other restrictions



October 21st – Northern Suburbs

A functional bird feeder or nest box.

Beginner item – as above, not necessarily functional

November 18th – Busselton

Mantle clock - a clock that has been designed to stand on a shelf, not wall-hanging.

Beginner item – Free-standing clock using an insert mechanism

Competition Items 2024

February 17th – Melville

A matched set of accurate metric scoops for loose solids, one to contain volume 250 mL (cup) and one to contain volume 125 mL (half-cup).

Beginners – A single scoop. No restrictions.

March 16th – Toodyay

A functional adult-sized walking stick.

Beginners - A paper towel holder.

April 20th – Swan

Matching salt and pepper grinders with embellishment, height 200 mm – 300 mm.

Beginners – Single salt or pepper grinder, embellishment optional, height as above.

May 18th – Mandurah

A hollow form constructed from two pieces. Height 100 mm – 200 mm. It should be apparent from the size of the opening in the top that the turning was completed in two parts then re-assembled. An example, taken from Woodturning Magazine (Issue 381, p86) is shown. Your version does not have to be a copy of the example.

Beginners – A bowl, diameter 150 mm – 200 mm



June 15th – Collie

A three-sided vase, height 100 mm – 200 mm. No embellishment.

Beginners – A simple vase, minimum height 150 mm

July 20th – Gosnells

A child's toy with a minimum of 4 turned moving parts, minimum diameter 50 mm, maximum length 250 mm.

Beginners – same

August date tbc – Exhibition & Open Competition

August 17th – Bunbury

A practical kitchen utensil

Beginners – A rolling pin, maximum length 300 mm

REMINDER!

The points accumulation for competition commenced September 2023 and will run until August 2024.

September 21st – Wandi (AGM)

A lidded box incorporating offset turning for the shaping, diameter 60 mm – 150 mm.

Beginners – A lidded box, no restrictions.

October 19th – Northern Suburbs

A platter with the only embellishment to be turned wood (i.e., no painting, burning etc). Diameter not limited, maximum height 10% of diameter.

Beginners – as above.

November 15th – Busselton

A matched pair of goblets, height 120 mm – 180 mm.

Beginners – A single goblet, same dimensions.