


# Woodturners Association of Western Australia

Edition 222  
May/June 2022



WAWA Committee	2	Profile of a Turner – Bob Mackie	15
CoM Award	2	Swan Weekend Workshop Report	16
Vale - Derek Pollard	2	STEP Courses 2022	17
Group Details	3	Competition Corner	17
Registrar's Ramblings	3	Competition Results - Swan	19
News from the Groups	4	Mandurah Weekend Workshop	20
Avon	4	Collie Weekend Workshop	21
Gosnells Gossip	5	Competition Items for 2022	22
Mandurah	6		
Melville Mutterings	7		
SIG Notes – Segmenters	9		
Swan Snippets	13		

Closing date for Edition 223: 1<sup>st</sup> July 2022  
([newsletter.editor@woodturnerswa.org.au](mailto:newsletter.editor@woodturnerswa.org.au))

[www.woodturnerswa.org.au](http://www.woodturnerswa.org.au)

Image: Lex McLachlan (Melville) Bowl in Bowl  
(1<sup>st</sup> in Intermediate, Open and Most Popular,  
Swan WEWS, April 2022)

## *WAWA Committee*

### President

Bruce Jackson

Email: [president@woodturnerswa.org.au](mailto:president@woodturnerswa.org.au)

### Vice President

Ian Ludford

### Secretary

David Milton

Email: [secretary@woodturnerswa.org.au](mailto:secretary@woodturnerswa.org.au)

Postal address: WAWA, PO Box 4146  
Harrisdale WA 6112  
0437 154 442

### Treasurer

Kerri Nichols

Email: [treasurer@woodturnerswa.org.au](mailto:treasurer@woodturnerswa.org.au)

### Committee Members

Andy Hill	David Finch
Glenys Hough	Bruce Jackson
Barbara Jennings	Kerri Nichols
Ian Ludford	David Milton
Lex McLachlan	

### Immediate Past President

Jim Cameron

### Membership Registrar

David Finch 9339 6141  
PO Box 1641, Fremantle WA 6959  
Email: [registrar@woodturnerswa.org.au](mailto:registrar@woodturnerswa.org.au)

### Video & Books & Magazines Librarian

Steve Horley 0409 867 419

### Competition Coordinator

Barbara Jennings

Email: [competitions@woodturnerswa.org.au](mailto:competitions@woodturnerswa.org.au)

### Web Site

Ian Ludford 0412 411 380

Email: [webmaster@woodturnerswa.org.au](mailto:webmaster@woodturnerswa.org.au)

*Please note that spacing & hygiene restrictions may apply at WeWs and Group Meetings.*

*Please check with the given contact.*

## *CoM Award*

At the recent Swan Weekend Workshop Mike Phillips was awarded a Certificate of Appreciation by Bruce Jackson, President on behalf of the WAWA CoM for his efforts in maintaining the WAWA library and providing it to members at weekend workshops since 2013 (photo credit: Aiton Sheppard).



## *Vale - Derek Pollard*

It is my sad task to inform the WAWA membership of the passing of Gosnells Life member Derek Pollard.

Derek will be sadly missed by the Gosnells Group and was a founding member when the group owned two lathes and a bandsaw and were situated in a small room at the rear of Bennett's Hardware in Gosnells.

Derek spent his life as a printer although he did get a call up for war service to one of the Guards regiments. This lasted for all of a few weeks as he was marched back to the Government Print Shop as he was too valuable, and they could not do without him.

Derek is survived by his wife Coralie, son Nick, daughter Tina and his extended family.

Derek passed away peacefully after taking up residence in the McMahon Centre of Ameroo.

Rest in Peace old friend

By Chris Smith

## Group Details

### AVON

Shed 1, Community Depot, Railway Road, Toodyay  
 Sunday 9:00 am—12:00 noon  
 Wednesday 9:00 am—12:00 noon  
 Max Heath, Convenor 0400 206 929

### BUNBURY

57 Thomas Street, East Bunbury  
 Tuesday 8:00 am – 2:00 pm & 6:00 pm – 9:00 pm  
 Wednesday 8:00 am - 2:00 pm  
 Thursday 8:00 am - 2:00 pm  
 Saturday 8:00 am – 12:00 noon  
 Tony Mellor, Convenor wawabunbury2019@gmail.com

### BUSSELTON

Old Butter Factory Precinct, Peel Tce, Busselton  
 Tuesday 9:00 am - 2:00 pm & 6:00 pm – 9:00 pm (1<sup>st</sup>, 3<sup>rd</sup>, 5<sup>th</sup>)  
 Wednesday 9:00 am - 2:00 pm & Demo 4:00 pm (2<sup>nd</sup> & 4<sup>th</sup>)  
 Thursday 9:00 am – 2:00 pm  
 Saturday 9:00 am – 2:00 pm  
 Dennis Haddon 0427 521 235  
 busseltonwoodturners@gmail.com

### COLLIE

Clubrooms - cnr Wittenoom St & Steere St  
 Wednesday 9:30 am - 3:30 pm  
 Monthly Meeting on the last Sunday  
 Domenic Italiano, Convenor glorydom@bigpond.com

### GOSNELLS

Southern River College T&E Building, Southern River Rd, Gosnells  
 Wednesday 8:30 am – 12:00 noon  
 Thursday 8:00 am – 12:00 noon & 6:30 pm - 9:30 pm  
 Friday 8:30 am – 12:00 noon  
 Alan Andrews, Convenor 9525 4044

### JOONDALUP-WANNEROO

Heathridge Leisure Centre, Sail Tce, Heathridge  
 Monday 7:00 pm 2<sup>nd</sup>, 3<sup>rd</sup> & 4<sup>th</sup>  
 Stuart North, Convenor tynedale2@iinet.net.au

### MANDURAH

Falcon Reserve, 27 Lynda Street, Falcon  
 Thursday 6:00 pm - 9:00 pm  
 John Kennett, Convenor woodturnersmandurah@gmail.com  
 www.mandurahwoodturners.com

### MANJIMUP

The Shed, Timber Park  
 Wednesday 10:00 am – 2:00 pm  
 Thursday 10:00 am – 2:00 pm  
 Mal Olston, Convenor 0409 112 124

### MELVILLE

Maurice Buzacott Reserve, Kardinya  
 Wednesday 9:00 am – 11:30 am  
 Saturday 9:00 am – 11:30 am  
 Robyn McLean, Convenor 0428 924 006  
 robynjmclean@gmail.com

### MUNDARING

Old Parkerville Primary School, cnr Dura & Riley Rds, Parkerville,  
 Wednesday 2:00 pm - 4:00 pm  
 Friday 7:00 pm – 9:00 pm  
 Peter Compton, Convenor 0467 818 160

### SWAN

Swan Senior Citizens Centre, 21 Junction Pde, Midland  
 Tuesday 1:30 pm  
 Brian Mather, Convenor swanwt123@gmail.com

### WANDI

Wandi Community Hall, DeHaer Rd, Wandí  
 Monday 8:00 am – 12:00 noon  
 Wednesday 8:00 am - 12:00 noon & 6:00 pm - 9:00 pm  
 Thursday 7:00 pm 1<sup>st</sup> & 3<sup>rd</sup> (Gen. Meeting & Demo)  
 George Murphy, Convenor george.murphy@westnet.com.au

## Registrar's Ramblings

We welcome the following new members ...

Ron Shelley	3330	Melville	Andrew Cayzer	3333	Mandurah
Julia Burch	3331	Mandurah	Deb Cayzer	3333A	Mandurah
Renae McLellan	3332	Mandurah	Stewart Cleal	3335	Busselton
Jasper Twigg	3334	Joondalup	Yvonne Cleal	3335A	Busselton

Would all new members note that the issue with logging into the web page has been resolved and is now available for all members. If you are still unable to log-on, please contact me for resolution

Can group secretaries and all members requiring a new name badge or cloth badge, please contact me for those items. Also ... PLEASE remember to advise of email changes.

*David Finch*, Registrar

## *News from the Groups*

### *Avon*

Hi from the Avon Valley.

Well the Toodyay workshop is done and dusted and I would like to thank all for their co-operation for the event. I would also like to thank Daniel Hobley from the Shire of Toodyay. Daniel and his offsider well and truly went to all lengths to help us. As most of you know we were limited for numbers due to the Covid protocols and the shire guys went all out to give us the information required. Also I would like to thank David Milton for his help - it really made a difference.

The next thing on our calendar was an unveiling of a Bench Seat that we have made into a memorial seat in memory of members who have passed away. This was held on the 3<sup>rd</sup> of April with a number of people who were relatives or partners of those whom we have lost. Thanks to President Bruce and Sam Jackson for coming up and Bruce doing the unveiling (below). One of our members Rob Pearce and his wife Sue provided enough lamb and gravy, along with sausages the club provided, to feed the mob. Thanks Rob and Sue. The weather could have been better but everything went off well.



Next project we have undertaken is a Firewood raffle to raise funds for the club. We are down a little in funds at the moment so this will boost the coffers a little.

Member David Doye has suggested we have a monthly demo for the benefit of new turners. This will start soon and I am sure we will all benefit. We have often thought of getting someone from down the hill to come up for a barby and do a demo for us and we need to do this for our newer members to grow.

We have also agreed to support the local Agricultural Show with a donation toward the Woodcraft section. We usually have a presence at the show to demonstrate the craft of woodturning and it is a busy and satisfying day.

Well that is about all from the Avon Valley for the time being so cheers,

*The Toodyay Tattler*

## Gosnells Gossip

Member Profile: Wayne Tucker joined the Gossies Woodturners about 18 months ago; time flies when you're having good clean fun! And right from the start, Wayne got right into it! He says he likes to have a challenge and he's tackled turning with enthusiasm and a clear 'let's give it a go', (sometimes a 'let's give it a crack!') attitude!



Wayne got his original lathe from a neighbour who was moving on but recently he bought a new one which has advantages like electronic variable speed. Wayne's progress since he started as a complete novice has well and truly justified the investment. He retired 7 years ago after working mostly with steel. Wood is much more frustrating because it talks back to you and doesn't do everything you want it to, unlike steel! No argument there, mate!

Wayne enjoys being at the club which he was referred to by our friends at Timbecon. He reckons he's learnt a lot and he's been able to see progress. He started turning pens and gave them as Christmas presents. He reckons the skew is best to use because you can get a good smooth finish and you don't have to sand so much! Chris acknowledged the special mentoring he's had from Chris Smith, Chris Soulos and Owen O'Neill. To the prize winner of Best Mullet at Gossies Woodturners, it's good to have you around Wayne.



Here's the man with a bowl he presented at Show and Tell last week. Lovely work and a lovely finish on it.

And now for something completely different and seriously good. This captured everyone's attention this morning and rightly so. This is Dave's creation, with scroll saw assistance from that scroll sawing maestro, Roberto! Bravo Davo!



## SHOW AND TELL

You might remember the photo of this vase and the little mouse in the last newsletter. It was a collaboration by Chris, who did the vase, and his wife, Alison, who carved the mouse. I've put this photo in because it shows the light glowing in it. You can see how gossamer thin and translucent the wood is; speccy, eh? How do you turn wood that fine?







The Gosnells Woodturners Award for determination, persistence and creative re-purposing of materials goes to our good friend and colleague, Mr Robert Woodward, who 'turned' this:

into these:

Rob will give you a good price for a set of toothpicks!



Finally, our inaugural Roving Reporter, that'd be PP, has nothing much to report but he did get caught out by the boys on the night shift at last Thursday's meeting. Happy 80<sup>th</sup> PP!

*B2*



## *Mandurah*

Mandurah Woodturners are half way through another Novice Course. Eight keen novices have been introduced to the magic of turning with great results. Steve Horley was the instructor for the first two weeks with Mick Bishop and Col Smith providing the subsequent instruction for weeks 3/4 and 5/6. Experienced members were on hand to act as mentors to the eager novices.

Left to right Sandy Graham, Renae McLellan, Christine Jacobson, Steve Horley, Maddy Rosson, Tamryn Harris, Julia Burch, Nigel Dymond. (Absent Joe Graham)

We will be running another Novice Course starting after our WEWS (May 28<sup>th</sup>). Hope to see you all then!



*Terry Nicholls*

## *Melville Mutterings*

9<sup>th</sup> March 2022 – The main event on today's calendar was a video on Carving and Texturing presented by none other than Neil Turner during which you could have heard a pin drop anywhere in the room as Neil demonstrated his expertise in this area. While not a common event on our calendar, it proved to be beneficial in bringing to our attention ways of enhancing our work.

Following the video, Russell Nash was in the hot seat to critique the S&T table which included entries from the past 2 WEWS showing off the collective quality of the members of our club.

Not necessarily on the order presented, there was a set of stacked boxes that had placed 2<sup>nd</sup> in Novice last month for Eric Hartley and then came the more current entries from last weekend showing off David Milton's entry in advanced and Chris Chai's entry in intermediate while the prize winners were Russell Nash for 4<sup>th</sup> in Advanced, Don Hicks for 2<sup>nd</sup> in Intermediate and finally, Eric Hartley's 1<sup>st</sup> place in Novice. All entries were well received and were a credit to their makers.

Also on show were a series of various bowls, a foot roller completed by one of our current class of new turners, a coaster set and assorted lolly bowls. A great effort by all concerned.

16<sup>th</sup> March 2022 – Today the order of business was The Great Melville Turn OFF as exhibited by 8 intrepid turners who came to the event with their tools and lots of anticipation as to what the item they would need to produce in a couple of hours.

When the meeting got underway, the participants were advised the object they needed to create was a 3 sided box with lid and finial and the three pieces had to be turned from 3 separate pieces of timber. The design was open although the size was limited by the provided timber.

Although there were some design changes along the way and not all turners actually finished the item, they were, nonetheless, excellent examples of what can be done in a limited time with a very good standard of finish.

At the end of the day, the popular vote was tallied with Rob Snowden awarded 1<sup>st</sup> place, Syd Harvey getting 2<sup>nd</sup> and James Murray getting 3<sup>rd</sup> but all participants should be congratulated for giving it a go.

23<sup>rd</sup> March 2022 – This morning's meeting was begun with the news that our Convenor, Robyn, had had an accident on her bike and had cracked/broken a couple of ribs which will inevitably slow her down for a few weeks. We all wished Robyn a speedy recovery and hoped she would soon be back on deck.

In her absence, Frank Dymond took the helm and introduced the days fare of a multi-axis bowl within a bowl being presented by Bernard Boycott.

Bernard first explained the process he would follow and passed around a practice piece he had brought in a couple of weeks ago. After turning his blank to round, he then reversed the blank and marked the extremities of the bowls before hollowing out the centre and creating a lip to be used to hold the blank on Cole jaws when the blank was reversed again so he could turn the outside of the outer bowl while creating a spigot and sanded the bottom.

The blank was reversed again and this time held in a jam chuck which was adjusted to achieve the required offset for the inner bowl and the excess material was removed to reveal a bowl within a bowl. The demonstration had the gathering spellbound as Bernard displayed his skill as a retired dentist adapted to the art of woodturning. A wonderful demo which will be remembered for some time.

The multi-talented Frank Dymond supplied the critique on the S&T items which included some 3-sided boxes complete with finials, some lolly bowls for the Christmas collection, salt & pepper grinders, a potpourri and a toy tractor. Another diverse mix of items showing off the talents of our members.

30<sup>th</sup> March 2022 – Today we had a different type of meeting as not only was it billed as a hands-on day but there was also a morning tea on offer for the more socially-minded of the group while others were engaged in either breaking down and sealing logs, and stacking them in our drying shed.

The task for the day was to produce some lolly bowls for our Christmas collection from timber supplied or brought in from home and was aimed at building on the skills of the newer turners in producing an easy to make bowl. While there were some standard designs available to follow, not all the items necessarily conformed to the standard but were nonetheless quite acceptable examples. We can expect to see some of the finished articles presented to the S&T table over the coming weeks.

6<sup>th</sup> April 2022- The agenda for today was our quarterly meeting which was the forum to bring the members up to speed on the progress of the extensions to our clubrooms and it was agreed that the building sub-committee was doing a great job and be empowered to finalise the negotiations with the City to get a satisfactory result.

The S&T session conducted by David Milton and following on from the hands-on day last week, there were about a dozen lolly bowls, a series of fruit bowls, completed road train model, a couple of sprint car toys, some puzzles, a mortar and pestle that had been completed since the WEWS and finally some lidded boxes of various shapes and sizes, 2 of which had spectacular finials on the lids to give that extra bit of pizzazz. As is often the case, the variety of items was a feature.

13<sup>th</sup> April 2022 – Would you like some pepper on that? This was the question answered in impeccable style by Rob Snowden who had been requested by a bunch of people to demonstrate his inverted pepper mills. For demonstration purposes, he selected a simple but elegant round shape tapered to the centre.

After a brief overview of the project, Rob mounted a blank which was turned to round and marked for length and where the middle and split between the two sections would be and the hole drilled for the condiment cavity and a smaller hole drilled in the base to accept the shaft of the mechanism which would be glued in permanently.

The two sections of the mill were then parted off and the top section removed to allow finishing of the holes in the bottom section and the top section remounted to facilitate drilling the hole to accommodate the grind mechanism with the bottom being mated to the top, lining up the grain as necessary, to allow shaping of the outside of the mill and sanded for finish. With both sections now ready to go, they were parted off from the spigots and remounted on pin jaws so the ends could be shaped concave for decoration and provide a stable base to sit on. A brilliant demonstration expertly delivered.

S&T were critiqued by David Rechter and consisted of entries from the WEWS by David Milton (not entered), Don Hicks who received a 3<sup>rd</sup> place, Russell Nash who picked up a 2<sup>nd</sup> place in Advanced and 3<sup>rd</sup> place in open and Lex McLaghlan who scooped the pool with a 1<sup>st</sup> in Intermediate, Open and Most Popular. Congratulations to all the entrants.

Other items on show were a large fruit/salad bowl, lidded box, some bowls, pens, a tower of Hanoi game and some more lolly bowls for the Christmas collection. A great job by all.

20<sup>th</sup> April 2022 – Multi-axis turning was the order of the day and very ably presented by our very own Russell Nash.

Russell began by announcing that the demonstration for the day had only come together about 3 o'clock this morning so the plan was a little vague but he would attempt to demonstrate two ways of achieving the end result.

Starting with a rounded blank between centres, he proceeded to mark where the features were to be installed/cut out and had the ends marked with the centre points he wished to use for the job then by positioning the blank appropriately, he proceeded to show his mastery of each of the tools used to create



a piece that had features in various axes and topped it off with a small finial. You could have heard a pin drop during the demo as the audience was anxiously awaiting a catch which didn't materialize.

The second half of the demonstration was an exercise in the use of shark jaws on a chuck with the blank prepared with a tenon shaped like a ball to allow the timber to be positioned to produce the offset. While there was a small mishap with a piece of timber taking flight, no damage was done and the demonstration proceeded without a hitch. A great and very informative demo which was well received by all.

S&T then took centre stage and Lex McLachlan was the master of ceremonies presiding over the items consisting of a large series of lace bobbins that were exquisite, some more lolly bowls to add to the collection, a series of small dishes, a muddler and beautiful pendant that had been created by our scrollsaw guru. A great effort made by all concerned.

27<sup>th</sup> April 2022 – If you ever wanted to know how to do texturing or spiralling on your project, today was the day for you as David Milton provided an insight into the variables and ably demonstrated a range of various tools which can be used to effect the process, both homemade and proprietary.

Some of the variables which will affect the outcome are the type of tool used, the speed of the lathe, the pressure applied to the tool and the angle the tool is presented to the wood and various examples of the effects were circulated to give evidence to the information. Well done David.

George Kieliger was the nominee to critique the S&T table and while the number of items may have been a little less than anticipated, George gave his forthright comments on the items which will go some way to encouraging the makers to achieve a better outcome. The items consisted mainly of bowls in various forms from lolly to small and large fruit bowls, lidded boxes both with and without lids, a jewellery stand, platter and some toy racing. Thank you George.

*Chris E*

## *SIG Notes – Segmenters*

24<sup>th</sup> March 2022 - In Syd's absence, Ian took control of the meeting. Syd was not able to attend as he was at a family funeral, following the death of his nephew. Those present expressed their condolences (on behalf of the whole Seggies Mob membership) to Syd and his family.

### LONGWORTH CHUCKS

We now have three M30 x 3.5 tpi steel faceplates, Jon's Longworth Discs and a limited supply of some small fittings to make up some saleable kits.

### SMALL URN PROJECT

Individuals may wish to ascertain if there is a market for small urns through their local Vets. Aiton has still to follow up with the animal cemetery in Wangara.

### UPDATED CONTACTS LIST

Ian advised that he has updated his contacts list following the corrections he received.

### AROUND THE TABLE

AITON – ordered his JSP IP Active Powercap Respirator from South East Qld Woodworking Supplies, 23 Thorsborne St, Beenleigh Qld 4207, for AUD645. He also has a large convection microwave oven which is up for grabs to anyone wanting it to dry timber.

IAN – has contacted Fiora Machinery regarding blocks for Cole Jaws. They are \$41.90 per set of eight. He also found a website with information on cutting staves and calculating various measurements. Ian made a template for cutting the abrasive for the drum sander, shown below.



JON (from Marketing!) – explained the differences between Cole Jaws and Longworth Chucks. He is following up on a strong tool which he thinks is better than a Dremel for woodturning. He obtained an exploded diagram of parts for maintenance purposes and advised that individual parts can be purchased. Prices are cheap.

ROGER – Brought in examples of the designs he was attempting. He had a lot of trouble with accuracy in cutting to match star and triangular patterns.



STAN – has vanished the vase he showed at the last meetings and says his wife loves it.

DON – gave a Power Point presentation on how he makes his 'Zig Zag' pattern feature rings. He does a design on his computer program to determine the outside diameter of the feature ring. It is important to make the feature ring before making the bowl, which can be adjusted to suit, and also to make a few additional feature ring segments. Also important is a sharp blade and ensuring that the timber is true at the start. Don showed the Ginger storage jars that are the Wandj competition item in September and his open segmented vessel, painted by an Egyptian friend.



PETER MITTLER – is a prospective WAWA member from Canada. He has been on our email list for a couple of years while he is attempting to get his immigration approval, and has been welcomed as a guest by the Seggies and Joondalup/Wanneroo Group. Peter is a past-chairman of the MG Car Club in Toronto and brought in a selection of the gear leaver knobs that he has made from a variety of Canadian timbers, shown below. He custom makes the knobs rather than trying to replicate the original ones. The process is complicated by various MG models having four different gauges on the gear lever shafts so he has had to make up threaded aluminium adaptors to suit.



14<sup>th</sup> April 2022 - Syd welcomed all to the dark room! There was not power so we just had a chat.

#### AROUND THE TABLE

MIKE P – showed his scroll saw bowls and ring press. The scroll saw enables many different shapes to be cut (a shamrock for example). He had difficulty tilting his saw table to 45 degrees and steadying the blade. Jon recommended a scroll saw with a fixed table and a blade that can be tilted. They are more expensive but much better.



RAY D – said he had purchased Tim Millwarde's big Carbatec lathe that he had been busy setting up. He requested more demonstrations as there are a lot of things he wants to be shown how to do.

ROGER – had made up some segments for his Knitting bowl. He was unsure how to cut the angles. Noel explained that he should cut off one end where he had a longer piece of timber and match the ends. He will then need to cut small, 30 degree, wedges to fit between each block to make up his ring to the required diameter.



Roger also made up a small hollow vessel with a segmented feature ring (right). He got the idea from Issue 362 of the Woodturner magazine.

STAN – said his workshop had been flooded and needs repair. Meanwhile he has started his Knitting bowl.

24<sup>th</sup> April 2022 - Syd welcomed everyone. Power was back on so it was a short meeting and we can get to the hands-on stuff.

#### 2023 COMPETITION SUGGESTION

We have been asked to submit a segmented suggestion for WAWA to consider as an item in its 2023 competitions. After much discussion the suggestion was:-


*"A shallow, open style fruit bowl. Maximum diameter 300 mm. An important part will be its artistic style so it must be decorated in some way – carving, segmenting, painting, pyrography, or any other means".*

#### AROUND THE TABLE

Ray has 'Kapur' posts and planks from a demolished pergola. If there is a demand we can ask him to bring it to one of our Thursday meetings to cut into manageable lengths.

DON – advised that he makes his feature rings with half the number of segments that he has in the other rings. He brought in his 'Lighthouse' pepper mill to show.

SYD – has been approached by a fellow wanting a large urn for his wife's ashes. He wants to have port-holes in the feature ring in which he can place Perspex covered photos of the lady. He wants members to bring in stuff they have made to inspire others.



STAN – wants tuition on drawing shapes and calculating segment lengths using computer programs. Aiton recommended John DiStefano’s program to start with.

TREV – is glad to be back after a long lay-off. He uses PYE to do his segment calcs.

RAY Y – brought in his large segmented urn.

JON – has ordered more hand pieces and a whole stock of burrs. He may be contacted by email [jbraine1@bigpond.com](mailto:jbraine1@bigpond.com) or mobile 0408 092 072.

IVAN – has a stock of Blackbutt parquetry which he will bring when he comes again.

ROSS – has found some good kiln dried European pine. He can collect on a Saturday in two weeks’ time. He will need 3-4 people with saws and trailers to help. Ross also brought in the clock he had made (below).



#### TRAINING & DEMONSTRATION SUGGESTIONS

- More demonstrations
- How to cut staves
- Aiton has invited George Park to discuss his “Dizzy” bowls in May
- Jigs to hold small pieces of timber when cutting on drop/table saws
- Making up feature rings
- Training videos to show and explain

#### MEETINGS

Our regular meetings will be from 10:00 am to 2:00 pm, alternating between Thursdays and Sundays with 10 days between each. Syd will open the Melville clubrooms at 9:00 am for those who are able to get there earlier. Bring a \$5 note, your own lunch to munch and your own cup. Bring any timber you want cut and any segments/rings you want to assemble.

#### 2022 Meeting Dates

May – Thursday 5<sup>th</sup>, Sunday 15<sup>th</sup> and Thursday 26<sup>th</sup>

June – Sunday 5<sup>th</sup>, Thursday 16<sup>th</sup> and Sunday 26<sup>th</sup>

July – Thursday 7<sup>th</sup>, Sunday 17<sup>th</sup> and Thursday 28<sup>th</sup>

*Aiton*



## *Swan Snippets*

8<sup>th</sup> March 2022 – The WEWS at Toodyay was a success with Swan represented by about 8 members. Peter Sucksmith got a special mention for his mortar and pestle while Brian Mather placed 3<sup>rd</sup> in Intermediate. Well done!

Graham Bell demoed a very cute little elephant from 4 pieces of wood; main body, head and trunk, and the two ears. Firstly, Graham turned two discs for the ears, followed by the head and trunk, then body, demonstrating his skill with a spindle gouge and skew. I'm sure we'll be seeing a sizeable herd of elephants at the next meeting!

There was a variety of interesting pieces for show and tell this week, including a couple of bud vases, a chess piece, a hollow form, a platter embellished with aluminium, a button and string game and a hollow form with a finial. Brian Kirkby showed us a potpourri dish he'd made with a lattice top as demonstrated by Brian Mather previously.

15<sup>th</sup> March 2022 – This afternoon we had a good turnout of 30 members to see Bob Mackie, artisan extraordinaire, demonstrate a set of salt and pepper grinders with a difference. Thank you, Bob for an excellent demonstration very well executed. Bob also brought along a couple of other pieces including a Jarrah carved leaf, a Jacaranda bowl and a Jarrah bowl. We look to seeing more of you and your work.

There were 6 items for show and tell, a couple of attempts made of the Swan competition item of a bowl within a bowl, (the turners were not quite happy with the results), a ginger jar and a mortar and pestle. Stan brought in a banana bowl and a double rimmed bowl from pine. Thanks for bringing in your items. Keep them coming.

22<sup>nd</sup> March 2022 – A quiet afternoon with just 23 members present to see Keith Bleach demonstrate his method of embellishing a platter with an aluminium ring. Keith had previously turned a platter with a 3 mm groove in the rim. He shaped the aluminium around a piece of wood the same diameter as his groove then fitted it using Araldite and a hammer, turning it down to the timber with a small roughing gouge and a scraper. Thanks to Keith for another interesting and entertaining demo.

There was a sizeable herd of elephants on the table today, after Graham's demo last week, also a bowl by Brian from an unknown timber, two lovely lidded boxes by Neil and Tracy and Stan showed us his latest banana bowl.

29<sup>th</sup> March 2022 – Today was TimTam Challenge Day, with only 4 teams, and one of them with just 2 members. The challenge was to turn a clam shell bud vase with Mario Baldaccino, Kate Caunt and Mike Ellis taking home the TimTams. Well done to all the challengers. Thanks again to Brian for organising another fun afternoon for us all.

On the Show and Tell table today was a vase, a square edged bowl, a fine lidded box with finial, a segmented vase and a flying saucer type bowl.

5<sup>th</sup> April 2022 – Unfortunately today our demonstrator, Robert, was sick, so with very short notice Ian Moss stepped up to the plate and demonstrated a desk clock. He started with two jarrah blanks with the first turned between centres, rounded off and then a spigot turned for his chuck. Ian proceeded to shape the blank and drilled the face to hold the clock mechanism and to lighten the body for stability. The second blank was mounted in the chuck and Ian turned the base to fit a 10 mm hole drilled in the body. Once sanded and finished the two parts would be glued together. Thanks to Ian for stepping into the breach!

The Show and Tell table had an array of talent on display including a handy magnetic needle bowl, a practice bowl within a bowl, a yarn bowl, a stunning long-stemmed lidded box, a pinky bud vase and a tricky balance box toy.



Today was the competition item of a bowl within a bowl. There were 8 entries with the results as follows:

Intermediate – 1<sup>st</sup> Neil George, 2<sup>nd</sup> Mario Baldaccino, 3<sup>rd</sup> Tracy Redwood

Advanced – 1<sup>st</sup> Bruce Shephard, 2<sup>nd</sup> Ian Moss, 3<sup>rd</sup> Brian Kirkby

Congratulations to all the place getters and to everyone for tackling this challenging item.

12<sup>th</sup> April 2022 – The Swan Weekend Workshop was a great success with Brian receiving several emails of congratulations for putting on such a good day. Brian thanked everyone involved for ensuring the day was a success. The club did well in the competition: Bruce received 3<sup>rd</sup> in Advanced for his bowl within a bowl, Mary a 2<sup>nd</sup> in Intermediate, Mario a 3<sup>rd</sup> in Novice. Bruce also came 4<sup>th</sup> in the Open and Neil George 4<sup>th</sup> with the Popular vote. Well done everyone.

Today was another fun hands-on day organised by Tracy and Mario. The 4 teams today had to turn three identical Easter chicks. Coming first this week were Allen Murten and Kate Caunt, winning with just 2 members on their team. I'm sure they'll enjoy their Easter egg winnings!

For Show and Tell we had a lovely sheoak platter from Ian Moss. The figure in the piece of sheoak was so special there was no need for embellishment. Ian also brought along his finished clock from last week, while Tracy showed us a very well turned sheoak bowl.

19<sup>th</sup> April 2022 - Today there was a smaller turnout than usual due to the Easter break. There were 8 items on the show and tell table, three differently embellished bowls, a burl platter, a couple of eggs and an example of multi axis turning.

Our demonstrator this afternoon was our very capable Robert Drinkwater. He demonstrated next month's competition item, a multi axis turning with a minimum of 3 axis with no other restrictions. He started by explaining the complicated art of working out how many axes are to be used on the item you are about to turn. Today Robert turned a piece with six to one. He showed us some other items he had turned at home with varying number of axes. Thank you, Robert for an entertaining and interesting afternoon.

26<sup>th</sup> April 2022 – 23 members were there today for a very interesting and informative talk by Bob Mackie on different finishes. Bob stressed that finishing starts at the beginning by identifying the grain of the timber and final product use, understanding the wood and how to turn it using tools designed for their specific purpose to avoid tear out etc. He told us by ensuring the point of contact of the tool is 45°, we'll get a clean cut. After going over the pros and cons of various finishes e.g. pure oils, waxes and polys, Bob told us about his favourite finish, OSMO which is a mix of natural oils and waxes with no odour or drying additives. He uses this almost exclusively on his work as it is suitable for all purposes, being food safe and dries very quickly if applied sparingly. Bob had brought in two of his beautiful leaf shaped platters which he'd finished with OSMO. They really were stunning pieces of work. Thank you, Bob for a most entertaining demo. I think we've all got some food for thought and will be looking at our finishes a bit more critically now.

There were a few pieces today for Show and Tell including some off-set turned candle sticks and faceplate sculptural pieces, an embellished jarrah bowl, a jacaranda bowl with a carved edge and lovely designed pattern on the underside. Brian brought in a drawing he'd done to explain how to do offset faceplate turning.

## *Profile of a Turner – Bob Mackie*

One very persuasive demonstration coordinator talked **Bob Mackie**, artisan extraordinaire, into demonstrating his Lady Lilly Salt & Pepper Grinders at a Swan weekly meeting.

The Swan group welcomed Bob into their membership a couple of years ago.

Bob started his address to the group telling us of one of his earliest memories is of playing amid drifts of wood shavings in his grandfather's workshop. The family tradition of working with wood means that sculpting art pieces from native timbers is as much a part of his heritage as his DNA.



Bob started his demonstration with a Blackbutt blank approximately 65 mm in diameter and 600 mm long.

Then cut it in halves with a spigot on both ends of each piece, so he had a grain match for the top and bottom section of the grinder. He then placed the bottom section in the chuck with the top to the tail stock and proceed to drill holes to suit the internal measurement of the grinder 30 mm Forstner bit first then a 25 mm auger bit making sure he did not go too far, then reversed the blank in the chuck to drill a 45 mm hole 20 mm deep then a 38 mm hole as deep as possible then finished off with a 25mm drill to join up with the one from the top, all these holes sizes are to suit a Crush grind 260 mechanism. With the aid of a home-made tool, he created a groove for the mechanism to lock into.

With a plug in the tail stock end to keep it stable he then turned the base to required shape and size. Before removing it from the lathe Bob said he would then sand it and give it a coat of Osmo oil. Then on to the Top of the grinder, once mounted in the chuck with the bottom to the tail stock the first thing he did was drill a 22 mm hole to take the top of the mechanism then an 8mm hole to accommodate the shaft. Then reversing the blank in the chuck proceeded to shape the knob for the top then the remainder of the top down to the shaft that fits into the base section no less than 29.5 mm to fit the 30 mm hole in the top of the base. Again, once shaped to desire contour's it would be sanded and finished in Osmo oil.

We thank Bob for an excellent demonstration.

This Jarrah Carved leaf is another piece Bob brought in to show us which is about 600 mm long

*Mary Byers*



## *Swan Weekend Workshop Report*

The Swan Weekend Workshop was held on 9<sup>th</sup> April 2022 and we were fortunate to have Neil Turner demonstrating, as our MC said "he needs no introduction".

The first session was of a natural edged bowl in York gum burl. Neil discussed the importance of orientating the blank (with the burl edge facing the headstock) so that the final edge would be roughly parallel to the base. He used a bowl gouge with a swept back profile allowing him to undertake pull, push & shear scrape cuts, the latter with the flute almost "closed". The importance of the final profile was stressed by leaving extra wood at the spigot end to allow for an eventual, smaller foot. He discussed the advantages of using a vacuum chuck to re-chuck the bowl, showing the system he uses with a Vicmarc cup which accurately centres the bowl. Also demonstrated was a small amount of embellishment on the bowls outer surface.



The second session was the turning of a Cape Lilac platter, wood that he had not turned before. A neat way of securing the blank was using an aluminium disc with a dovetail spigot, fixed to the top surface of the blank. Also, to save wood he glued a small piece of plywood to the bottom surface. The outside of the blank was quickly turned using a pull cut. After reverse chucking the blank he discussed the options for the surface of platter's rim, suggesting that it should be slightly curved rather than flat. Embellishment options using various cutters were shown, using a compressed air type of "Dremel" tool.



Finally, he demonstrated turning a hollow form using a jarrah blank with random black spots. The blank was one of several that the late Jack de Vos had earmarked for Neil.

He stressed the importance of a good-sized spigot ~70 mm in diameter to avoid loss of centricity if a catch occurs. Getting the form right, again was stressed. Having bored a hole in the blank the deep hollowing tool options were discussed, using tools with an outrigger and a simple flexible projecting length of curtain wire to accurately assess wall thickness.

The meeting was a great success with ~80 attendees. A great lunch was served with thanks to Bonnie Rasmussen and her team. 23 competition entries were tabled – showing many variations on the theme of a "bowl in a bowl". As always, the members appreciated the trade displays – Alan Williams, Deb & Rod Cocks and Sam & Bruce Jackson.



*Roving Reporter Ted Stewart-Wynne*

## *STEP Courses 2022*

Please consult the WAWA website [woodturnerswa.org.au](http://woodturnerswa.org.au) frequently if you're interested in attending as it is being updated constantly.

Box Making 101 is running at Wandi on Thursday May 26<sup>th</sup>. Please enrol yourself soon on the website now.

Box Making 404 will run on Thursday June 2<sup>nd</sup> at Wandi. Please enrol when this is on the web

Spindle Turning will also be offered soon

Wood Art (Yacht) will be offered soon and will run in July or August.

Embellishing will be offered soon and will run later in July

Multi-axial Turning will be offered soon and will run in July or August

Any inquiries to Denis Tapley 0404 09 1357 or [denistap@hotmail.com](mailto:denistap@hotmail.com)

## *Competition Corner*

Hi everyone,

### Recent Competitions

Our April competition saw another great display of bowls within bowls. Congratulations to Lex McLaughlin, our Intermediate winner, who also took out the Open and Popular awards for the day.

### Royal Show competition.

The COM have approved the new format for the Royal Show competition.

The competition will be open to Novice, Intermediate and Advanced turners. There is no Beginners category as this is a showcase of Excellence.

There will be two classes in the competition:

1. *Plain Turning* - any item which does not include off-lathe embellishing. For example, a bowl with the rim embellished with turned beads is acceptable but one with painting or carving is not.
2. *Open Artistic* - any item which is not Plain Turning.

Members may enter one item into each class.

Prizes will be awarded for Novice, Intermediate and Advanced in each class. The President's Trophy is presented to the best turned item in the competition, over both classes. The Cyril Jones Trophy is presented to the winner of the Popular vote, again over both classes.

Don't forget that we need Groups' suggestions for their 2023 workshops now.

Cheers

Barbara Jennings

WAWA Competition Co-ordinator.

[competitions@woodturnerswa.org.au](mailto:competitions@woodturnerswa.org.au)



# CWS

Carroll's  
Woodcraft  
Supplies

[www.cwsonline.com.au](http://www.cwsonline.com.au)

*Your one stop shop for all your Woodcraft Supplies*



**Phone, email, web mail order specialists**

Carroll's Woodcraft Supplies

*Unit 2/10-14 Capital Drive, Grovedale VIC 3216*

Email: [cws01@tpg.com.au](mailto:cws01@tpg.com.au)  
[www.cwsonline.com.au](http://www.cwsonline.com.au)

## **WOODTURNING PROJECT PARTS**

The B-Y in project parts from Box, Clock, Cutlery  
to Spinning Tops and Yoyo

Telephone : 9330 8383

Email : [jim@telama.com.au](mailto:jim@telama.com.au)

**MAYAMA GEMS**

**2/41 McCOY STREET MYAREE 6154**



## Competition Results - Swan

### Competition Item – 23 items submitted:

A multi-axis bowl within a bowl from one solid piece of wood.

*Beginner item* — Lolly bowl

### Advanced:

1. Barbara Jennings - Busselton
2. Russell Nash - Melville
3. Bruce Shepherd - Swan
4. Col Smith - Mandurah

### Intermediate:

1. Lex McLachlan - Melville
2. Mary Byers - Swan
3. Don Hicks - Melville
4. Bill Younger - Wandi

### Novice:

1. Lindsay Nicholson - Joondalup
2. Malcolm Alcock - Busselton
3. Mario Baldacchino - Swan
4. Neil George - Swan

### Beginner:

1. Harry Charles - Mandurah
2. Sandy Graham - Mandurah
3. Joe Graham - Mandurah

### Open:

1. Lex McLachlan - Melville
2. Barbara Jennings - Busselton
3. Russell Nash - Melville
4. Bruce Shepherd - Swan

### Popular:

1. Lex McLachlan - Melville
2. Barbara Jennings - Busselton
3. Bruce Shepherd - Swan
4. Neil George - Swan

Open 1<sup>st</sup> place is shown on cover

Open 2<sup>nd</sup> – 4<sup>th</sup> are shown below.



Barbara Jennings



Russell Nash



Bruce Shepherd

## *Mandurah Weekend Workshop*

Saturday 28<sup>th</sup> May 2022 (was 21<sup>st</sup> May)  
Mandurah Woodturners Shed  
27 Lynda Street, Falcon 6210

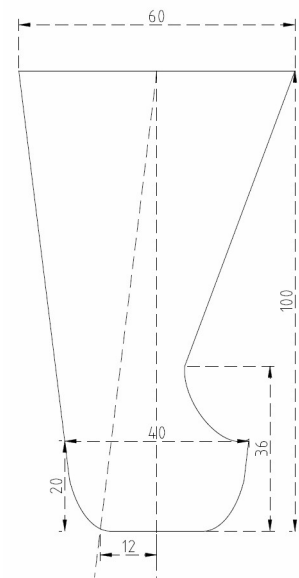
Convenor	John Kennett
M.C.	John Kennett
Safety Office	Rose Newman
Hosts	ALL Mandurah Members
Trade Suppliers:	MAYAMA GEMS ALLAN WILLIAMS – Abrasives BRUCE JACKSON – Timber

Competition Multi axis turning – minimum 3 axes – no restrictions

*Beginner item*—simple cabriole foot

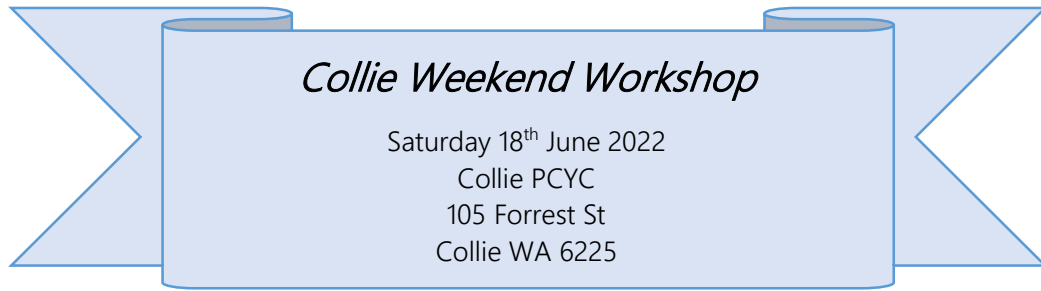
### Program -

8:00 – 9:00	Registration and fellowship
9:00 – 9:05	Welcome and announcements
9:05 – 10:30	Charlie Broadbent – Platter
10:30 – 11:00	Morning tea
11:00 – 12:15	Colin Truscett – Offset Bear
12:15 – 12:30	Presidents forum
12:30 – 13:30	Lunch, Choice of 4 SOUPS plus Sausage sizzle – \$7
13:30	COMPETITION VOTING CLOSES !
13:30 –14:45	Jim Parker – Bowl from a board
14:45 – 15:15	Afternoon tea
15:15	Monster Raffle, Show and Tell
	COMPETITION RESULTS with David Milton
16:00	Closing announcements



**Have a safe trip home and thank you for your attendance.**

**Clean and pack up etc – all hands assist please**



M.C. Peter Briggs

Trade Suppliers: Alan Williams- Abrasives  
PSquare Agencies  
Ray Woodcock  
Bruce Jackson Timber

Competition Item: A three-cornered bowl, any size. The three corners can be achieved by a variety of means.

Beginner item—bowl with rim

Program -

8:30 – 8:50	Registration and fellowship
8:50 – 9:00	Welcome and announcements
9:00 – 10:00	Don Clark – Split Turning
10:00 – 10:30	Morning tea
10:30 – 12:00	Rob Jones – Textured Bowl
12:00 – 12:10	Presidents forum
12:10 – 13:10	Lunch
13:10	COMPETITION VOTING CLOSES !
13:10 – 14:40	Charlie Broadbent – Jewellery Box with Inlay
14.40 – 15:10	Afternoon tea
15:10 – 15-40	Raffle draw
15:40 – 16:10	COMPETITION RESULTS
16:10 – 16:20	Closing announcements

**Many hands make light work**

## Competition Items for 2022

February 5<sup>th</sup> — Melville

Three or more stacked or nested boxes of any size or form.

*Beginner item*—lidded box (single box instead of 3)

March 5<sup>th</sup> — Avon

Mortar and Pestle—Mortar min 100x100 mm, max 150x150 mm, pestle to suit.

April 9<sup>th</sup> — Swan

A multi axis bowl within a bowl from one piece solid of wood. Diameter of the outer bowl 180 mm minimum. May be embellished.

*Beginner item*—Lolly bowl

**May 28<sup>th</sup> (was May 21<sup>st</sup>) — Mandurah:**

A multi axis turning, minimum of 3 axes with no other restrictions.

*Beginner item*—simple cabriole foot (drawing to be provided, but measurements not part of judging).

**June 18<sup>th</sup> — Collie**

A three-cornered bowl, any size. The three corners can be achieved by a variety of means.

*Beginner item*—bowl with rim

**July 16<sup>th</sup> — Gosnells**

Platter, minimum diameter 250 mm, height max 10% of diameter, no other restrictions.

**August TBC — Perth Royal Show**

The competition will be open to Novice, Intermediate and Advanced turners. There is no Beginners category as this is a showcase of excellence.

There will be two classes in the competition, Members may enter one item into each class:

1. *Plain Turning* - any item which does not include off-lathe embellishing. For example, a bowl with the rim embellished with turned beads is acceptable but one with painting or carving is not.
2. *Open Artistic* - any item which is not Plain Turning.

The President's Trophy is presented to the best turned item in the competition, plus a commemorative trophy to keep. The Cyril Jones Trophy is presented to the winner of the Popular vote for this competition, plus a commemorative trophy to keep.

**August 20<sup>th</sup> — Bunbury**

A lidded box, with finial, with each part turned from a different variety of wood. No restriction on size.

*Beginner item*—lidded box, with finial

**September 17<sup>th</sup> — Wandi (AGM)**

Ginger storage jar, 150-200 mm high including lid, for example see photo.

Embellishment of some sort must be a part of the finished item.

*Beginner item*—Pencil pot with embellishment



**October 15<sup>th</sup> — Joondalup-Wanneroo**

A Childs Toy, all or mostly turned.

*Beginner item*—spinning top

**November 19<sup>th</sup> — Busselton**

Functional table lamp featuring inside/outside turning, no shade.

*Beginner item*—table lamp

### REMINDER!

The points accumulation for competition commenced September 2021 and will run until August 2022.