




The
Woodturners Association of Western Australia
 (Inc.)



ISSUE 167
JULY - AUGUST 2013
NEWSLETTER

www.woodturnerswa.com



Competition Winners - Mandurah Weekend Workshop

Committee Names & Numbers	2	Toodyay Tattles	14
Group Meeting Days & Times	2	Wandi Waffles	15
Committee News		Wanneroo/Joondalup Journal	16
Presidential Pronouncement	3	Health & Safety	17
Registrar's Ramblings	4	Competition Results	17
Weekend Workshop Observations		Competition Categories & Judging	18
Mandurah	4	Botanical Banter	18
News from the Groups		Aspects Gallery	19
Bunbury Bites	7	Technical Desk	20
Busselton Bits	8	Weekend Workshop & AGM Notice	
Collie Calling	9	Wandi	21
Gosnells Gossip	10	Competition Items &	
Mandurah Memo	11	Weekend Workshop Dates	22
Manjimup Matters	12	Shopping Centre News	22
Melville Mutterings	12	For Sale	22

Closing Date for Edition 168 : Sunday 8th September 2013

WAWA Committee

President

John Gardiner.....9455 4206
Emails: wawapresident@gmail.com

Vice President

David Rechter.....9310 1726
Emails: wawavp@gmail.com

Secretary

Kevin Cheetham.....9397 0777
1 Truman Lane, Piara Waters 6112
Email: woodturnerswa@gmail.com

Treasurer

George Sharpe.....9419 5922
54 Marri Park Dve, Casuarina 6167
Email: wawatreasurer@gmail.com

Committee Members

Derek Beer.....Maurie Munroe
Noel Moyes.....Peter Povey
Bruce Jackson.....Rudy Goh
Doug McDiarmid

Membership Registrar

Peter Povey.....9398 6837
32 Chelsfield Street, Gosnells 6110
Email: wawaregistrar@gmail.com

Video Librarian

Elaine Boyd.....9592 2232

Librarian

Rudy Goh.....0410 879 341

Competition Coordinator

Bruce Jackson.....9534 5054

Shopping Centre Display

Refer to last page of newsletter

Web Page

Noel Moyes.....9295 2281
25 Bentley Street, Stoneville 6081
Email: noel.moyes@bigpond.com

Weekend Workshops

Bruce Jackson.....9534 5054

Magazine Editor

David Rechter.....9310 1726
26 Lockett Crest, Winthrop 6150
Email: wawa.newsletter@gmail.com

Group Meetings

AVON VALLEY

Wool Pavilion Showground Toodyay
Sunday & Wednesday 8.00am—11.00am (Summer)
9.00am—12 noon (Winter)
Andrew McCann.....0488 477 216

BUNBURY

Cnr Thomas & Hislop Street, Bunbury
9.00am Tuesday
7:00pm 1st & 3rd Wednesdays
Kevan Hunt.....9721 3625

BUSSELTON

Agricultural WA Building cnr Queen St & Marine Tce,
(Most) Tuesdays 9.00am to 3.00pm
Thursday 9.00am to 12 noon
7:00pm 2nd & 4th Wed., 10:00am - 4:00pm Sat.
Tom Mazey.....9754 1818

COLLIE

Clubrooms -cnr Witnoom & Steere
Wed 9:30am - 3:30pm
Month Meeting on the last Sunday
Domenic Italiano.....9734 1853

GOSNELLS

Southern River College, T&E Building,
Southern River Road, Gosnells
8:30am - 12:30pm Wed., 6:30pm - 9:30pm Thurs.
Kevin Cheetham.....9397 0777

JOONDALUP/WANNEROO

Heathridge Leisure Centre, Sail Tce, Heathridge
2nd 3rd & Last Monday 7:00pm
Graeme Skewes.....9401 1929

MANDURAH

Baden Powell Hall, Cnr. Elizabeth & Anstruther Sts
Thursdays: 6:00pm - 9:00pm
Harry Butler.....9581 4392
www.mandurahwoodturners.com

MANJIMUP

The Shed, Timber Park.
Wed. & Thurs. 10.00 - 2.00 & Sunday 11.00 - 3.00
Adrian Bolton.....9761 4849

MELVILLE

Melville Rec Centre, Cnr Stock Rd & Canning Hwy
9:00am Wednesday
Dennis Kestel.....9337 6091

MUNDARING

Old Parkerville Primary School, Dura & Riley Rds,
Parkerville 2:00 to 4.00pm Wednesday
Barry Wright.....9298 9672

SWAN

Swan Senior Citizens Centre, The Avenue, Midland
2nd Tues. 7:30pm 1st, 3rd, 4th & 5th Tues. 1:30pm
Ian Moss.....9293 2519

WANDI

Wandi Community Hall, DeHaer Rd, Wandi
7:00pm 1st & 3rd Thursdays (Gen. Meeting & Demo)
Tuesday 8:00am - 12 noon & 6:00pm - 9.00pm
Wednesday 8:00am - 12 noon & 12 noon - 4:00pm
Bill Younger.....9419 1862

Presidential Pronouncement

There will be some changes within WAWA in coming times; for instance the Kwinana Council has approved the allocation of money in the new year's financial budget to go ahead with the building programme at Wandi. This will mean a large community building with excellent facilities, separate meeting rooms, and large workshop.

The recent Convener's conference brought out some interesting discussion between the Groups represented. Make sure that you as members, follow up within your Groups to find out what was discussed and what input you can contribute. A proposed time table for weekend workshops was presented, following the opinion of many people that the number of workshops needs to be increased. This time table is "not set in stone" and can be modified but has been distributed for comment, but please be open to a change from what we had previously.

Are the home workshops busy and wood chips flying making an item for the annual Woodshow competition? The support by members has been good in the past, with a wide collection of turned pieces. There are some worthwhile prizes up for grabs, so why not have a go? The public have been very complementary as to the standard of items exhibited in previous years. Items can be taken to the July weekend workshop, as a collection point for the Woodshow in August. We will need members to form rosters on various days, so please volunteer and make this event a success.

An upgrade is underway to renew our audio and visual equipment used at weekend workshops. The demonstrators will be happy to know that with new digital cameras, there is no need for those strong arc lights, which are very bright and produce a lot of heat. Two new large screen monitors will be in place to give images both above the lathe and from the end, at the same time. This equipment will be simpler to set up, making Allan Williams and helpers job easier.

Swan Group has been successful in obtaining a Lotterywest grant through the COM for a new lathe. Although the grant process takes some considerable time, it is worth the effort in the long term. Perhaps your Group might consider a similar project.

WAWA will be represented at the Royal Show again this year. If you or your Group can help out during that time, please talk to Norm Gratte who is organising the working teams.

Don't forget our AGM this is not far off. August will come around quickly. Some committee members will be retiring or up for re-election, so maybe you would like to nominate? We would encourage a country member to nominate and there will be a fuel allowance available. Applications must be in by 31st July to the returning officer Derek Martin (refer to the last Newsletter for a nomination form).

Happy woodturning,

John Gardiner - President

Registrar's Ramblings

New Members

We would like to welcome the following new members to our Association:

Nicholas Dindial 2676 Melville
Darryl Hartwig 2677 Melville
Natalia Ward 2678 Melville
Robert Glover 2679 Melville
Shoaib Abro 2680 Melville
Urooj Abro 2680A Melville Associate
Travis Hoult 2681 Wandi
Philip Vinden 2682 Melville
Thomas Patterson 2683 Melville
Andy Phillips 2684 Wandi
Peter Cresswell 2685 Mandurah
Craig Hornsby 2686 Mandurah
Bill Horsburgh 2687 Mandurah
Larry Gundry 2688 Mandurah

Ken Walters 2689 Mandurah
Jonathan Braine 2690 Mandurah
Bob Coker 2691 Mandurah
Helen Murphy 2692 Mandurah
Bryce Murphy 2693 Mandurah
John Fraser 2694 Mandurah
Kerry Taylor 2695 Mandurah
Philip Kay 2696 Mandurah
Leonie Kay 2696A Mandurah Associate
Alan Roberts 1798 Wandi Rejoined
Petrosz Gatopulosz 2697 Melville
Steven Dyer 2698 Melville
John Kennett 2699 Mandurah
David Porter 2700 Busselton
Owen Carr 2701 Mandurah
Victor Meyers 2702 Collie

Peter Povey Membership Registrar

Weekend Workshop Observations

MANDURAH GROUP 25th MAY 2013

The Masonic Hall has proved to be a great venue for the Mandurah Group and they took full advantage of the facilities, starting with a very impressive show of their craft in the foyer, and an extremely comprehensive raffle layout, timber for sale, plus Mayama Gems and Harry Butler completed the package.

MC Chris Tansell welcomed the members and then introduced Frank Evans as the first demonstrator with a topic of a lidded box with finial.

Frank commenced by passing round a sample piece and explaining that he always starts with a drawing or at least a quick sketch. Frank started with the finial, then the lid followed by the base. With the wood on the lathe, he cut back from the

pointed end finishing as he progressed through balls, beads and coves to the base, cutting the spigot last to a diameter of 6 or 8 mm. After parting off the finial, Frank used a chatter tool on the scrap, and then added two colours of acrylic paint, to be used in the future as spinning tops. Frank then mounted the wood for the lid and box, cut a spigot on both ends, and then using Golden Mean calipers to determine the ratio between top and bottom, he marked and parted off the lid.



Frank turned the inside of the lid first cutting grooves for the shark jaws and decorations and cut the flange to fit the box. After shaping the outside of the lid, Frank reversed the lid (fastened the shark jaws to the inside) and drilled the top of the lid with a brad point bit followed by another bit with the point ground off, so as to achieve a flat bottomed hole for the finial. After clamping the box base in the chuck, Frank marked the depth and drilled and hollowed out the inside, then fitting the lid to the box, he completed the outside and parted off. Frank then assembled the completed unit, which he passed round. Frank delivered a smooth demonstration complete with tips and ideas for variations.

After morning tea Harry Butler took the stage to tell us everything we don't know about making pens. First he explained that one of the most common problems was over tightening the mandrill, resulting in a bow and oval pens, this can be avoided by the use of a mandrill saver,

and an adjustable mandrill. Harry showed these items and went on to show his different types of pen kits. He showed the clamp to hold the blank vertical in the drill press, and how he seals the tube with potato or play dough, to stop the adhesive entering the tube. Harry uses araldite to glue in the tube to the timber blank, twisting the tube as it is inserted to spread the glue. After leaving for 24 hours, the excess glue is cleaned out and the ends squared and trimmed, so that the tube and the blank are exactly level by the use of a barrel trimmer. Harry mounted the blank on a mandrel and fitted it to the lathe, before using a roughing gouge then a skew chisel, to shape and smooth the blank. Sanding to 600grit and completed with micromesh, Harry then used super glue and boiled linseed oil as the finish, and gave an extra polish with Shellawax. Using a pen assembly press, he completed the pen. Harry passed round cases filled with a variety of types of pens made of different material and a variety of styles.

CARBA-TEC
TOOLS FOR WOOD

JET

The new home of JET
machines in Australia

151 Balcatta Rd, Balcatta WA 6021
P (08) 6143 5788 F (08) 6143 5789
www.carbatecwa.com.au

Harry also explained the variety of acrylic blanks available and showed examples; when combined with the range of pen kits and the turner's imagination, the amalgamations are limitless. He advised when drilling acrylic, allow extra length for breakout. Harry commenced his acrylic demonstration by fitting the tube to the blank. He turned with a roughing gouge and a skew, and finished with a carbide cutter, sanding with 400 and 600 paper, and finished with micromesh. Harry has turned some different combinations such as burl on both ends, with acrylic in the centre, and another pen made with Blackwood with aluminum. During the demonstration, Harry provided many tips and ideas over diverse subject matter, and then conducted a lively question and answer session.

John Gardiner then conducted the President's Forum, which was followed by lunch.

After lunch Rudy Goh demonstrated an oriental bowl (with apologies to Charlie Chan). He took out a ceramic bowl that had inspired him to turn a wooden version, with Charlie Chan's face on the side and a coolie hat with corks hanging from the rim (Australian version). First Rudy shaped the outside of the bowl with a spigot on the bottom. Then reversing the piece, he fastened the spigot in the chuck, and hollowed out the bowl. Rudy was very particular to maintain a 3mm thickness for the walls. Continuing the oriental theme, he painted the outside of the bowl white and using an old film poster of Charlie Chan, a stencil was cut depicting his face, and from this he drew on to the bowl in black paint. After finishing the bowl he replaced it with a blank for the lid. Rudy showed how he made an outside and inside tem-

plate for the lid. Making the lid also 3mm thick, and using the internal template, he shaped the inside of the lid. Then after reversing in the chuck he used the other template to shape the outside of the lid. After fitting the lid to the bowl, Rudy displayed his work to the members. Charlie Chan would have been happy with that. The members were also certainly happy with the demonstration, working to exact size criteria and delivered with Rudy's humor and skill.

A surprise demonstration then followed by Jim Hill, on embellishment of bowls and platters. He showed examples of his work inlaying in both sheoak and jarrah burls, with contrasting wood or ceramic tiles. Jim showed rings cut from the inside of bowls, and the special tool and the method he uses. Executed with patience and accuracy, Jim showed how he measures and marks out the position of the insert, cuts the recess, and fits the insert to the recess. Jim showed a paperbark bowl with an insert glued to the top edge, and demonstrated how he tidies up with scrapers and skew. He also showed how to cut, fit and glue an insert into jarrah, and then finished off until all the components are level. An interesting and informative demonstration, with plenty of ideas to enhance our work.

After the raffle, Bruce Jackson announced the competition results, stating that he was most impressed by the standard of entries.

Expectations are always high for a Mandurah weekend workshop, and the group did not disappoint the attendees. Well done.

Peter Pickering - Roving Reporter

News From The Groups

Bunbury Bites

25th May Several Bunbury turners attended the ever good Mandurah Weekend Workshop, with Lyn Poli and Kevan Hunt each winning a certificate in the Lidded Box competition. These two are now regular contributors, and are showing the benefit of this competition at hands on nights, to make our members more competent. We have established a time dedicated to those who wish to pursue embellishing on their turning, as this is part of the future of woodturning.

30th May John Gardiner and Peter Povey conducted a demonstrators course at our Bunbury Club House. Participants included Rod Searle, Dominic Italiano and Ken Hand from Collie, with Bunbury members being Kevan Hunt, Noel Ness, Barry Laidler, Lyn Poli, Malcolm Target and Tom Brixey. Mick Johnson acted as our gopher. All agreed it was a worthwhile course to do.



John Gardiner Presenting Demonstrator Certificates



5th June Wall plaque competition, with only two entries. It seems wall plaques are not that popular.

1st Peter Hill 2nd Lyn Poli

3rd July Embellished bowl competition. Five entries, all of which should go to the weekend workshop.


1st Peter Hill 2nd Norm Hoskins
3rd Resident O.A.P.

For show and tell Tom Brixey revealed how he knits rope; this man is a jack of all trades. Jim Cunniffe brought along the biggest, brightest dragon fly you will ever see, and a new member. Tony Mellar exhibited a lidded bowl in jarrah and marri, and at this stage of his turning, he should be proud to have produced such an item.

A little bit extra from Bunbury

The attached photo shows David Smith, the Mayor of Bunbury, admiring a beautiful lectern, presented to the Council by our Group. This was a gift in appreciation for the generous assistance in establishing our new Clubhouse. The timber for the lectern was milled from sleepers extracted during the demolition of the old Bunbury jetty, and hence has considerable local significance. Milling

of the sleepers was undertaken by Tom Brixey and Mick Johnson. The design was conceived by Mick and Kevan Hunt, and then Mick's considerable cabinet-making and turning skills produced the finished result.



Yours *Gee Pee*

Busselton Bits

On a fine, but overcast Saturday in late May, the Busselton Woodturners held their annual wood run in the forest south of town. On arrival at the bush landing, members found enough harvested mature sheoak logs to keep them busy for several hours. They had already been felled, the tops removed, and the clean logs skidded to a landing, and placed ready for milling. There had certainly been a lot of activity prior to our arrival, as witnessed by another large stack of jarrah logs.

Our thanks go to Bruce McCormick for

his efforts in preparation at the site, and keeping the saws sharp. With four chain saws soon working, the decibel count rose to a steady crescendo, leading to the steady accumulation of sawn billets. These were painted with an end sealer (Caltex Timber Sealer), and then stacked into the back of the McCormick Milling truck. Photographs below include the cutting in action, and the back of Bruce's truck. He is the 'big fella' in the yellow Stihl clothing. Note the large pile of Casuarina chips and sawdust!



A barbecue lunch kept the workers happy, but left one member puzzled as to how the you- beaut barbeque plate got cracked? The day finished with stacking the billets at Bruce's home. They were positioned with wooden slats between each level to air dry, and then covered in plastic sheeting. Members appreciated seeing the accumulation of their efforts over several years, in a number of rows of well seasoned and protected sheoak. Each member took home two seasoned billets as recompense for their efforts.

The closed circuit television link is now functional at the club house. At demonstration club meetings members can see what is happening at the lathe, and also on the large screen with alternate side, and top views. Recording would also be possible. Well done Barbara. She also used this equipment in June, to demonstrate the preparation of a wall plaque.

The follow Wednesday evening, Tom demonstrated the turning of an egg cup, and encouraged the novices to have a go with the bowl gouge and a skew. The participants (including Boris) enjoyed this chance to try out some tools they had otherwise only wondered about.

Boris

Collie Calling

Domenic Italiano, our fearless leader, applied to the Collie Shire for a Clubs Grant to upgrade our kitchen. We have been allocated \$5,000, and a busy bee work team will commence just as soon as the monies has been transferred to our bank account. We plan to put in new cupboards and work surfaces, a new s/steel sink, and splash boards. I'm

 <p>vicmarc[®] WOODTURNING LATHES CHUCKS AND ACCESSORIES</p>	 <p>TORMEK[®] Sharpening Innovation</p>	<p>CARROLL'S WOODCRAFT SUPPLIES</p>
 <p><i>Woodcut</i></p>		
 <p><i>Robert Sorby</i> SHEFFIELD ENGLAND</p>		<p>www.cws.au.com</p>
		<p>Unit 2 / 54 — 62 Cedar Parade Moolap Victoria 3224 Phone: (03) 5248 0726</p>
		<p>cws01@tpg.com.au</p>

sure it will look great when it is finished. We intend doing a new paint job where necessary.

Three of our members, together with six of our Bunbury friends, attended the demonstrators' course, which was held over two days at the Bunbury club rooms. I am sure we all got a lot out of the course. Our thanks to the Bunbury club for their venue, and the hospitality they provided.

Sunday May 26th's competition was a flour scoop with offset handle, which was illustrated in the WAWA magazine some time back. There were 9 entries in all, which I must say is very good for our group; normally 5 to 6 would be expected. Ken Hands got the popular vote, with his scoop made out of paddock jarrah.

June competition's winner was Domenic Italiano with a york gum bowl. It was very well crafted, and certainly deserved to have been given 1st place. A real surprise was four turners in 2nd place, with some of those being new members. There were 13 entries in all. The club is going from strength to strength.

Peter Briggs brought in his pen making machine, and after setting up and explaining, which took just a few minutes, he commenced to turn the pen. Ten seconds and it was all over, with the pen complete, and only requiring a two second sand. Amazing. Not only that, but all the wood chips created in 10 seconds of pen making, were all contained in a box, with absolutely no mess. Peter's demonstrations are precise as is his presentation.

Peter is also well known for his fantastic thread machine, which I'm sure many of you would have seen, or perhaps heard

of around the traps. He has offered to bring this machine to our meeting in a couple of weeks, to show our new members, of which there are quite a few. Well done Peter, and thanks for demonstrating your pen making machine at our Wednesday meeting.

Ken Hands - Collie Scribe

Gosnells Gossip

8th May Discussion on defibrillator position and storage, with Kevin Cheetham reminding the members of the importance of maintaining our medical records in a sealed envelope in case of emergencies.

15th May Derek Pollard showed a bowl in Fijian Mahogany with a burnt finish, and Chris Smith a double curved lidded box. John Gardiner showed a finial box in Kalgoolie jacaranda, with an emu bush finial, with the box and lid having a pieced pattern. John also showed a square tray decorated with carving, and a lidded box made from native currant.

29th May Chris Sioulas demonstrated the turning of a square edge bowl in Fijian Mahogany. Chris's demonstrating has the ability to make difficult work look easy.

5th June Kevin Cheetham explained the purpose of the Convenors' Conference and invited ideas for topics to be raised. George Kieliger showed a burl bowl, and Chris Smith a sheoak burl bowl. Peter Manchee showed a jig to be mounted in the lathe tool rest bracket, and used for sanding and squaring with a router or drill attachments. We received pleasing feedback from the Southern River College, complimenting John Gardiner and

Owen O'Neill on the woodturning course they had conducted for students.

12th June Ray Skinner showed a platter of fruit with carved mice, with some eating the fruit. This will be on show at the Gosnells workshop. George Kieliger showed two Marri bowls one with spalding, John Gardiner had two examples of offset turning, and there was a natural edged bowl in chestnut by Derek Polard. Ivan Moro showed two examples of rose engine tablets, Chris Sioulas had his finished square bowl, and a spring loaded nut cracker by Ian Eagles completed show and tell.

19th June Kevin Cheetham explained the minutes of the Convenors Conference. Bill Cooper showed a spotted gum bowl, and Peter Manchee a clock in burl on a stand, with a gold strip insert. Peter also explained his method of insertion.

26th June Ivan Moro demonstrated the turning of a Seattle Tower, and showed an example which he had previously made. For his demonstration, Ivan used a piece of rubber tree to make the base, jarrah for the lid, and loquat wood for the finial. After completing the tower, he assembled, and placed it on view. The meticulous accuracy of Ivan's work, the planning so that all stages interlock, combined with the tools and jigs he has made, plus the ideas that he gives to his audience, adds up to a memorable demonstration.

Peter Pickering

Mandurah Memo

Due to a clerical error this Mandurah Memo covers our activities since Edition 165.

Several of our members attended the Melville Weekend Workshop on Saturday, 13th April and enjoyed some interesting demonstrations with much to learn. A few of our members including novices, took out some prizes in the competition.

Recent demonstrations have included a fruit bowl with four different fruits (Frank Evans), three legged stool (Maurie Munro), lidded box (Jim Hill), and a clock supported by chain/wire/wood (Maurie Munro). More recently we have had demonstrations of a wall plaque (Bruce Jackson), and hand held mirror (Frank Evans). These were all excellent demonstrations and very instructive.

The group held a demonstration at Bunnings Warehouse in Mandurah on Thursday 14th March, to coincide with Bunning's Women's DIY Night.

Our competitions have been well supported, with some marvellous items of very high standard submitted by the novices.

Members put a lot of effort into the planning and execution of our Weekend Workshop held on 25th May, and we were delighted to see so many of our friends from the other groups attend. Many thanks to our demonstrators, visitors and members, for a great effort.

Three of our members, Cheryl Butler, Jim Hill and Mick Bishop, attended a First Aid Course at Wandii in March. We intend to have other members trained as part of our commitment to safety and duty of care to our members.

We held sausage sizzles at Bunnings Mandurah on Saturday 4th May and 15th June. Although they require a lot of effort in organising and support from members on the day, the financial return

is very good.

Since our May Workshop, thanks to the efforts of Cheryl and Harry Butler, we have been very fortunate to acquire twelve (12) new members and have started two Novice Courses, running in parallel to cater for our new members. They run on alternate Thursdays (hands on nights), from 1pm to 4pm, and another from 6pm to 8pm. There is an experienced member assigned to each novice, in addition to course coordinator Harry Butler. The novices are performing well, and have produced a tool handle and a rolling pin -- all of a good standard.

Due to the resignation of Tom Hardy as Convenor on 25th May, we held a Special General Meeting on 13th June, and elected Harry Butler as our new Convenor. Bruce Jackson was elected to replace Harry Butler on the committee.

John McQuade

Manjimup Matters

The first of two wood raffles is happening this week; a great way to raise funds, and all due to the generosity of the community. The downside is that the coldest corner of Manjimup is the location in which the tickets are sold, and the weather forecast is not reassuring.

Two of our regular events have happened since the last newsletter. In May we again displayed and demonstrated at the Retravision/Mitre 10 open day, and in June we found ourselves at Fonties Pool for the annual Truffle Kerfuffle. This event is in its third year, and we have been involved with it since its in-

ception. We were among 40 stall holders on a grassed area overlooking the pool, which is a magnificent location. Our display of our work was well received by a very large crowd, and our sales were brisk. The number of visitors to the event increased all day, with two helicopters bringing in patrons from other locations. Our turners were kept busy all day, and when word got out that we made spinning tops for children, we were inundated with kids queuing for these popular toys. We were a hit, and of course being surrounded by food and wine, most of us took some samples home. It was a great day.



Early morning at Fonties Pool,
before the crowds

Remember 'Always take a good look at what you are about to eat. It's not so important to know what it is, but it's critical to know what it was'.

Graeme

Melville Mutterings

15th May - Monthly hands on day, with the project to create miniature figures with a lead weight low in the body, to create a non-toppling article. An opportunity for members to improve on their

spindle and gouge skills, and incorporating an exercise in turning a ball shape for the body. Commendable results, although some later refinements were necessary in some items, to maintain the “non-toppling” result.

22nd May – James Murray presented his first demonstration by creating an innovative and attractive ladies scarf buckle, later modeled most capably by our resident and attractive model Syd Harvey, whose “talents” were appreciated by all. Overall an excellent presentation.



29th May – Another new demonstrator today, being last week’s model, Syd Harvey. He introduced his topic (goblets), with the history of the origin of chalices mid BC and from which later in early AD, were adapted to goblets. Syd then proceeded to demonstrate his approach to creating a goblet. Very well prepared and presented, with Syd’s infectious style of humour.

5th June – Neil Piper today demonstrated his method of making wall clocks, and explained the variety of designs and movements available, together with some of the assembling problems. Neil has made many of these items over the years, with quite a few ending up overseas. Well done Neil.

12th June – A presentation today from Belinda Sonale and her assistant Lekas, both from Australian Hearing, covering recent progress in this problem, and also displaying a selection of the latest development in devices to assist with this disability. An interesting topic and relevant to a large number of members. The visit generated a great deal of interest and enquiry.

19th June – Monthly “hands-on” day

WOODTURNING PROJECT PARTS

The B-Y in project parts from Box, Clock, Cutlery
to Spinning Tops and Yoyo

Telephone : 9330 8383

Email : jim@telama.com.au

MAYAMA GEMS

2/41 McCOY STREET MYAREE 6154

with 8 lathes working, and each lathe team given a different plan to create a small bowl on a collaborative basis from team members. Overall creditable results, although a couple of groups, in their enthusiasm to achieve thin walls, came unstuck, with pieces of bowl littering the floor. Overall and as usual, an excellent exercise with enthusiastic participation.

26th June – The demonstration for today was provided by Bill Power, who created a small bird house from branch timber retaining the original bark. Very creative, but easy to produce and aesthetically attractive. The item was then presented to Joe and Elaine Hegney, who will be relocating to Eaton shortly. The meeting concluded with an interesting S & T presentation by Joe on the principles of design, and an expression of his reflections over the period of his teaching experiences, and membership of the Group. The day which included a small representative group of members wives being present, concluded with a farewell morning tea for Joe and Elaine. Joe who will be missed very much by our Group, with his most valuable contribution and advice given freely over



many years. Melville's loss will be Bunbury's gain, but you are both most welcome to call in to the Melville Group whenever visiting the city.

3rd July - Robin Spence "cut his teeth" today, with his method of utilizing a timber plank to create a laminated bowl. An innovative approach to minimizing waste of material, and yet to create an attractive product. Very well prepared, and generating quite a lot of discussion at the conclusion.

70M108P

Toodyay Tattles

Hi there from Avon wood turners.

We have been busy at the Pavilion in Toodyay of late. We had an approach from the Department of Food and Agriculture, to have some bowls made for prizes for one of their competitions. They wanted about eight bowls in double quick time, and so it was all hands to the wheel, as this meant some income for the club. They were very pleased with the results.

We were also involved with our Toodyay Moondyne festival. One of our newer wood turners tackled a bigger bit of burl, and with the help of our bowl saver there were three bowls made out of the one piece of timber. This was to be the prize for our raffle at the Moondyne festival. Most of our turners fronted up on the day, and there was a lot of interest in our demonstrating and display from the large crowd in attendance. Unfortunately the interest didn't extend to our raffle, and the result was disappointing for the effort involved. This has happened two years in a row now, so I don't think we will worry about a raffle next year.

Late in May we venture down the hill and visited Swan Woodturners in their new premises, and witnessed a demonstration on turning of Banksia nuts. It was most appropriate, as we had been given a bag of Banksia nuts on the Sunday before, and so benefited from this demonstration with quite a few ideas.

On the 23rd June we were joined for our Sunday morning by eight members of Swan Club, with Ian Moss and Don Clarke demonstrated inside out turning. It was a good and informative morning, with a lot of humor in the process. Also back for the day were Bill and Christine Beswick, and Bob and Ivy Adams with their daughter Bronwyn.

After the morning's turning, we cranked up the barby and cooked up a storm. With an additional large contribution from our ladies in salads and sweets, a good time was had by all. Andrew McCann then thanked everybody, and asked Max Heath to present a couple of Appreciation Awards. The first one was to Bob Adams, for his efforts of starting the club in Toodyay, and his mentoring a lot of turners in the district over many years. Another was given to David Eyres, also for his efforts in regard to the Avon club. Andrew McCann then took over, and presented Max Heath with a similar award for his work with the club.

As we are now sponsored by Roadwise, I would like to take this opportunity to encourage one and all SLOW DOWN and ENJOY the RIDE.

Cheers from the Tattler

Wandi Waffles

Our mid-year activities have included a Saturday morning shed busy bee, with a focussed group of very willing members who toiled extremely efficiently to tidy, sort and clean out the work space and storage areas. A really great result for all members.

Derek Doak "The Timber Bloke" held an open day for us in May. Many thanks to Derek and Marnie for having us on site, and sharing their knowledge and enthusiasm. A very interesting and informative session from Derek, as he walked us through the yard and display areas. He talked about why things are done in certain ways, the evolution of some of his machinery and the expansion of his 'hobby'. The yard is located at 20 Lionel Street Naval Base.

Upcoming Event: Wandi will be hosting an accredited chainsaw course on Saturday 10th August. The course will be run by George Mathews, at a cost of \$300 per person. Please contact Wandi Secretary Maxine on 95271678 or email maxinebt@hotmail.com for more information, or to register your interest in attending.

Our demonstrations have included a Suppliers Showcase from P Square Industries. Rod Cocks provided a very comprehensive overview of his stock, and some background on items that are not always available, as well as his specialities. Rod can be contacted at craftimports@iinet.net.au can be contacted at Norgyau@yahoo.com.au.

Joe Ellis presented the Beall Wood Threading Jig which is used to make wooden nuts for decorative and practical applications. Joe shared examples of

his clocks and clamps and explained how the nuts can also be used in stool making. He demonstrated his three stage buffing system, with all pads on one wooden shaft, utilizing the threading attachment. Joe uses 'cotton linen', 'all linen' and 'cotton only' mop buffers to streamline his polishing process. The Beall jig can be used to make three different sized nuts. Their website for more information is BeallToolCompany.com, and they are located in Ohio, USA.

Jeff Otway demonstrated the Timberline Chainsaw Sharpener. The tool has carbide cutters and is a simple manual operation, used with a vice. The chain can be sharpened in about 15 minutes. Jeff also has a DVD he will lend to anyone who is interested. The tool retails at around \$250.

Show and Tell

Joe Ellis shared his experience of creating an angel from a Woodturning Designs pattern. His angel was created from jarrah, red oak and jacaranda. Joe also shared a few tips he found useful in completing the see through wings of his creation.

Jeff Otway brought in a milking stool, that had fence posts for legs, with a she-oak top. The timber had come from the Stirling Ranges

Bob Filby showed a number of his decorative bowls. Firstly a Jacaranda bowl using beading, V carving tool and dremel, to create the very different desired effects. Then with Cape Lilac, where he had trialled techniques on a banana bowl, and finally a large turned Jarrah bowl, carved top and bottom, following a weekend workshop session.

Bill Younger presented a Jarrah bowl

made for a gift and finished with EEE cream polish, and a jacaranda bowl with legs and a flat edge. The legs were finished with grinder assistance.

Jack Ross shared an unusual bowl, made from a 19mm piece of wood obtained from Bunnings, using a jig for the little blocks with different sizes, and finished with spray lacquer. He also had a delicate trinket box from offcuts of decking, and a slice of log, which he that made in to two dome clocks. The leftover piece from the top of the log was made into a flat bottom bowl, where outer edge was original log surface. This was finished with a high gloss lacquer.

Wandi Committee Elections were held on 4th July. Our new committee members are Convenor - Bill Younger, Secretary/Treasurer - Maxine Braviner-Tucker, and the Committee Members are Bob Filby, Rod Cocks and Jeff Otway. Our appreciation is extended to the previous Committee for their commitment to the club, and congratulations to the newly elected members.

The Waffler

Wanneroo/Joondalup Journal

Good progress is being made in assembling tool kits for each of our lathes.

Thanks to Bob B and Ron V for completing modifications to Viv's lathe stand. Viv has declared the modifications a great success.

There were only four entries in our June competition (wall plaque). Come on guys, we can do better than that. When I started turning, I regularly entered the

competitions, as it forced me to make things I would not normally make, and the critique greatly helped the learning process. The process of turning an item, displaying it, and discussing it with fellow turners, contributes to the learning process for turners at any level.

June competition results:- Novice: Mike Wickings from John Van Der Bogert, Intermediate: Frank Visser, Advanced: Andy Hill

Doug gave us an excellent demo of many and varied ways of embellishing wood, including Dremel work, pyrography, carving and painting, all to inspire members to enter an embellished bowl on 8th July.

July competition entries included the use of contrasting timbers, pierced, painting, burning, epoxy inlays and ver-di-gris finish. So although entry numbers were still not great, it appears members were taking note of Doug's demonstration.

Competition winners: - Novice: Bill Couzens, Intermediate: Frank Visser, Advanced: Andy Hill.

As preparation for the August competition, Barry Cobb gave us an entertaining demo of turning salt and pepper mills.

Demonstrators have now volunteered for meetings up to October. In addition, Graham Turner will demonstrate chain saw use and sharpening. The date of this demo will be at short notice, to fit in with Graham's travelling schedules.

Upcoming events: A booth has been allocated to the Group for the "Inside Art" art & craft fair (formally known as Art-n-About), in and around the Waneroo library on 28th July. We will also be demonstrating at the Royal Show heritage display on 29th September.

Andy Hill

Health & Safety Notice

The COM advises that if any member wishes to receive a personal copy of the recently revised Health and Safety Policy, you should contact the Secretary (Kevin Cheetham — refer page 2 of Newsletter). Please indicate whether a hard copy, or emailed version is required.

Competition Results

25th May 2013 - Mandurah Group Lidded Box

Novice

- 1st Syd Harvey
- 2nd Tom Jarrett
- 3rd Lyn Poli
- 4th Peter Gaffy

Intermediate

- 1st Nat Goh
- 2nd Kevan Hunt
- 3rd Tom Hardy
- 4th Len Freeman

Advanced

- 1st George Parke
- 2nd David Rechter
- 3rd Norm Gratte
- 4th Frank Evans

Most Popular

- 1st Nat Goh
- 2nd George Parke
- 3rd Norm Gratte
- 4th David Rechter

Open

- 1st George Parke
- 2nd David Rechter
- 3rd Nat Goh
- 4th Frank Evans

WAWA Competition Categories & Judging

Some members have recently queried as to which category they should enter items, or how the judging points are allocated. The following is the current ruling:

Members will move from Novice to Intermediate:

- After attaining 3 first places, or
- 4 years membership, or
- Being awarded 15 places at Novice level in WAWA competitions.

Intermediate members will move to Advanced level:

- After attaining 3 first places, or
- Being awarded 15 places at Intermediate level in WAWA competitions

Advanced members who achieve 15 first places at the Advanced level of WAWA competitions will be accredited as a Master Turner.

When competition items are judged, points are allocated as follows:

Turning (30 points): Cleanliness of cut, sharpness of corners, roundness of beads and coves, continuity of line, change of continuity marked by a clear change in design, and finish of the base.

Finish (20 points): Surface preparation prior to application of the finish. No brush marks or "orange peel" of spray. Free from dust and foreign particles. Smooth feel with no sign of runs, etc.

Originality, Creativity & Design (20 points): Line, balance, form, function, colour and texture. Aesthetic appeal and pleasantness to the eye.

Difficulty (20 points): Based on the previous experience of the judging committee, where they consider the difficulty in handling, chucking and turning.

Choice of Timber (10 points): Colour, grain, use of knots and unusual features. Does the timber clearly suit the design and/or function of the object?

Botanical Banter

Col Smith has offered the following insight:

At a recent meeting I gave a demonstration in turning of a Banksia nut. A fairly lengthy discussion then took place in relation to the origins and history of the Banksia nut. Some members thought that they originated from Yandles shop at about £2 each!!, so I thought I would enlighten those few with a short article in the Newsletter.

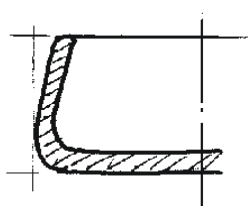
Banksia is a genus of about 75 species in the Protea Family. All occur in Australia. Evidence suggests that Banksia or Banksia-like plants have existed for over 40 million years. The first humans to discover and make use of them were undoubtedly the Australian Aborigines who used the nectar from the flowers as part of their diet. The first Europeans to observe Banksia were probably Dutch explorers during the 17th and 18th centuries. However no botanical collections were made until the discovery of the east coast of Australia by Captain James Cook on the "Endeavour" in April 1770. On that ship were botanists Joseph Banks and Daniel Solander who collected many new species of plant from Botany Bay. The Banksia was named in honour of Joseph Banks' contribution to botany.

*At the Aspects Gallery in Kings Park
Featured Artist for June 2013
Norm Gratte*

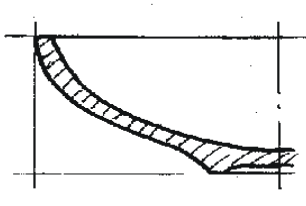


Bowl Design is one of those aspect of woodturning, that ensures much discussion and options. A broad subject that cannot be dealt with in one article – but a start must be made somewhere. A series of articles may follow.

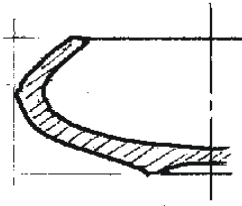
Three Main Categories of Bowls:



Cylindrical -
 or universal vessel

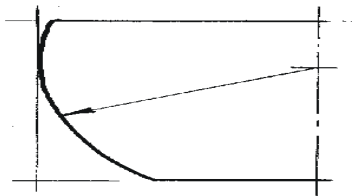


Open vessel -
 to display contents

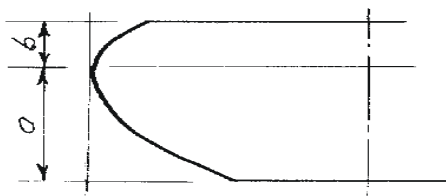


Closed vessel -
 main purpose is to contain

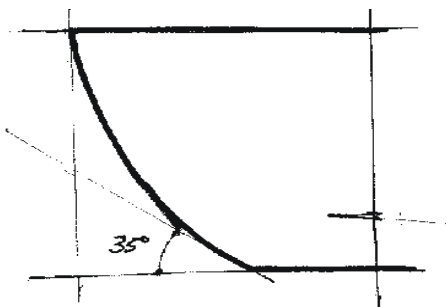
The next step may be to consider whether we require a Symmetric or Asymmetric



Symmetric-
 same curve all the way



Asymmetric -
 not the same curve.
 Determine the best proportion for a & b



As a General Rule:

The base should set off at an angle not less than 35 degrees from the base. !!
 Test with a number of different angles

Such a statement may generate much discussion Good

(Next Edition - a bowl based on a circle with the diameter in same proportion to the height as the base is to the height.)

WANDI GROUP
WEEKEND WORKSHOP
&
WAWA AGM
SATURDAY 21st SEPTEMBER 2013
Wandi Community Hall
DeHaer Road, Wandi

Convenor: Bill Younger
MC: Rod Cocks
Safety Officer: Chris Gray

Competition Item: Embellished Bowl (No Restrictions)

Trade Suppliers: P Square Agencies & Arbortech

PROGRAM

7.45 am	Set-up
8.30 am	Registration & Fellowship
9.10 am	Welcome and announcements, followed by AGM & Presentations, President's Forum's, and Presentation of Wood Show Prizes
10.10 am	Morning Tea - members please bring a plate
10.40 am	<i>Demonstration — Robert Malacari — Bowls with Inlaid Lids</i>
12.00 noon	Lunch - Sausage Sizzle / Hamburger with Salad — \$6.00
1.00 pm	<i>Demonstration — Arbortech</i>
2.30 pm	Afternoon Tea
3.00pm	Show and Tell, Competition Results
	Pack up - Lots of help please

Diary Dates & For Sale

Weekend Workshops & Competition Items for 2013

- Sept. 21st** Wandii
Embellished Bowl
- Oct. 19th** Swan
Pepper Mill
- up to 450mm high
- Nov. 16th** Bunbury
Banksia Item
- Dec. 14th** Xmas Windup
Best turned item for 2013
not previously judged by WAWA.

NB: With the exception of the pepper mill in October, there are no restrictions.

Woodfast M305X Lathe Variable Speed

Includes stand, live centre, spur drive, knock-out bar and face-plate
13 months old, and only used a few times. Surplus to requirements

\$900 ONO

Contact Kevan 0414 352 685



WAWA Shopping Centre Displays 2013

- Aug 2nd — 4th Wood & Craft Show
Claremont
- Aug 26th — 31st Phoenix S/Centre
- Oct 7th—12th Southlands S/Centre
- Nov 4th— 9th Melville Plaza
Melville
- Nov 27th— Dec 1st Coventry Square
Markets

The following people may be contacted regarding Shopping Centre Displays:

Brian Fowlie	9310 3161
Neil Piper	9399 3723
Geoffrey Saw	9354 1562

Teknatool Nova 3000 Lathe

1000mm bed, with stand
Including chisels and some accessories
\$1,100 ONO

2hp Dust Collector
\$175 ONO

Contact Allen Petersen 9399 9686

Tanecraft 500 Lathe

Complete with Nova chuck and face plates, 10 gouges [some high speed]
36" bed, 6" swing, camlock banjo etc.
3/4 hp, steel stand on castors.

\$600 ONO

Contact Kip Grieve 9385 8184

