


The
Woodturners Association of Western Australia
 (Inc.)



ISSUE 166
MAY - JUNE 2013
NEWSLETTER

www.woodturnerswa.com



Neil Scobie to Demonstrate for WAWA in July

Committee Names & Numbers	2	Wandi	13
Group Meeting Days & Times	2	Wanaroo/Joondalup Journal	15
Committee News		Neil Scobie Workshop	16
Presidential Pronouncement	3	Notice of Elections	17
Registrar's Ramblings	3	Nomination Form for Elections	18
Weekend Workshop Observations		Technical Desk	19
Manjimup	3	Turnfest 2013	20
Melville	5	Competition Results	21
News from the Groups		Woodshow Competition	22
Bunbury Bites	7	Weekend Workshop Notice	
Busselton Bits	8	Gosnells	23
Collie Calling	9	Competition Items &	24
Gosnells Gossip	10	Weekend Workshop Dates	
Manjimup Matters	11	Shopping Centre News	24
Melville Mutterings	12		

Closing Date for Edition 167 : Sunday 7th July 2013

WAWA Committee

President

John Gardiner.....9455 4206
Emails: wawapresident@gmail.com

Vice President

David Rechter.....9310 1726
Emails: wawavp@gmail.com

Secretary

Kevin Cheetham.....9397 0777
1 Truman Lane, Piara Waters 6112
Email: woodturnerswa@gmail.com

Treasurer

George Sharpe.....9419 5922
54 Marri Park Dve, Casuarina 6167
Email: wawatreasurer@gmail.com

Committee Members

Derek Beer.....Maurie Munroe
Noel Moyes.....Peter Povey
Bruce Jackson.....Rudy Goh
Doug McDiarmid

Membership Registrar

Peter Povey.....9398 6837
32 Chelsfield Street, Gosnells 6110
Email: wawaregistrar@gmail.com

Video Librarian

Elaine Boyd.....9592 2232

Librarian

Rudy Goh.....0410 879 341

Competition Coordinator

Bruce Jackson.....9534 5054

Shopping Centre Display

Refer to last page of newsletter

Web Page

Noel Moyes.....9295 2281
25 Bentley Street, Stoneville 6081
Email: noel.moyes@bigpond.com

Weekend Workshops

Bruce Jackson.....9534 5054

Magazine Editor

David Rechter.....9310 1726
26 Lockett Crest, Winthrop 6150
Email: wawa.newsletter@gmail.com

Group Meetings

AVON VALLEY

Wool Pavilion Showground Toodyay
Sunday & Wednesday 8.00am—11.00am (Summer)
9.00am—12 noon (Winter)
Andrew McCann.....0488 477 216

BUNBURY

Cnr Thomas & Hislop Street, Bunbury
9.00am Tuesday
7:00pm 1st & 3rd Wednesdays
Kevan Hunt.....9721 3625

BUSSELTON

Agricultural WA Building cnr Queen St & Marine Tce,
(Most) Tuesdays 9.00am to 3.00pm
Thursday 9.00am to 12 noon
7:00pm 2nd & 4th Wed., 10:00am - 4:00pm Sat.
Tom Mazey.....9754 1818

COLLIE

Clubrooms -cnr Witnoom & Steere
Wed 9:30am - 3:30pm
Month Meeting on the last Sunday
Domenic Italiano.....9734 1853

GOSNELLS

Southern River College, T&E Building,
Southern River Road, Gosnells
8:30am - 12:30pm Wed., 6:30pm - 9:30pm Thurs.
Kevin Cheetham.....9397 0777

JOONDALUP/WANNEROO

Heathridge Leisure Centre, Sail Tce, Heathridge
2nd 3rd & Last Monday 7:00pm
Graeme Skewes.....9401 1929

MANDURAH

Baden Powell Hall, Cnr. Elizabeth & Anstruther Sts
Thursdays: 6:00pm - 9:00pm
Tom Hardy.....9535 9207
www.mandurahwoodturners.com

MANJIMUP

The Shed, Timber Park.
Wed. & Thurs. 10.00 - 2.00 & Sunday 11.00 - 3.00
Adrian Bolton.....9761 4849

MELVILLE

Melville Rec Centre, Cnr Stock Rd & Canning Hwy
9:00am Wednesday
Dennis Kestel.....9337 6091

MUNDARING

Old Parkerville Primary School, Dura & Riley Rds,
Parkerville 2:00 to 4.00pm Wednesday
Brian Adams.....9295 4486

SWAN

Swan Senior Citizens Centre, The Avenue, Midland
2nd Tues. 7:30pm 1st, 3rd, 4th & 5th Tues. 1:30pm
Ian Moss.....9293 2519

WANDI

Wandi Community Hall, DeHaer Rd, Wandi
7:00pm 1st & 3rd Thursdays (Gen. Meeting & Demo)
Tuesday 8:00am - 12 noon & 6:00pm - 9.00pm
Wednesday 8:00am - 12 noon & 12 noon - 4:00pm
Robin Campbell.....0410 024 475

Presidential Pronouncement

With the arrival of some cooler weather, perhaps more of you will be encouraged to spend additional time in your workshops. Some mornings can be a little "chilly", so perhaps a handy hint may be worthwhile. A gas camping heater mounted on an LPG gas bottle is an excellent way to heat the area around you while working.

Let's hope that many of you are already planning or have started an item for the annual Woodshow Competition. There are some worthwhile prizes up for grabs, so why not have a go? The public have been very complementary to the standard of items exhibited in previous years. This year there will not be any limitation on size or shape. Items can be taken to the July weekend workshop for the Woodshow in August.

We will be holding a Convener's conference on the 15th of June. If there are some matters you would like discussed, please let your Conveners know, so they can be included.

Don't forget that Neil Scobie will be here for the Woodshow, and also conducting a demonstration on the 31st July at the Melville Group's location (details elsewhere in this newsletter). There is also a strong possibility that Stephen Hughes will be in Perth for a demonstration on the 5th October. So these are some interesting events coming soon. Please let your Group's organisers know if you plan to attend these events.

That's about it for now, so enjoy your wood turning.

John Gardiner - President

Registrar's Ramblings

New Members

We would like to welcome the following new members to our Association:

Tony Cucchiara 2672 Mandurah
Annie Chipfunde 2673 Avon
David Saunders 2674 Collie
Safian Rahman 2675 Gosnells

Peter Povey Membership Registrar

Weekend Workshop Observations

MANJIMUP GROUP 16th MARCH 2013

Those who have attended Manjimup for previous workshops have always been impressed with the warm friendly welcome of our hosts, and though the weather was cool with rain throughout the day, it did not dampen their spirits. The quality of the demonstrators who travel a considerable distance bear testimony to the esteem and friendship that they have for the Manji group.

Convenor Adrian Bolton and MC Graeme Quaife opened proceedings, and explained the theme being "from the forest to the sea".


Graeme in turn introduced Rudy Goh as the first demonstrator. Rudy said that he was standing in for Frank Evans who was unable to attend due to urgent family business. Rudy explained that he would make a platter using Koto wood, and would be in the form of a Gannet. This was an idea he had obtained from a book by Michael O'Donnell, titled "Decorating Turned Wood" (an ad-

advantage of being the WAWA librarian). He passed around a bowl he had made in the shape of a Gannet and showed how he drew the image. After mounting on a screw chuck Rudy flattened the bottom, then cut a 3mm spigot and shaped the bottom as he required. He then removed the job from the screw and mounted the platter in a four jaw chuck using a plastic sleeve and brought up the tailstock. Starting from the rim he shaped the inside, continually checking the thickness to obtain a uniform 3mm. Removing the tailstock, Rudy finished the inside of the platter, explaining that he would normally sand and polish. Still mounted in the chuck he removed the job from the headstock, and using a template, traced the shape of the Gannet. After refitting to the lathe Rudy cut the shape with a coping saw, then used carving chisels to complete the shaping. A pyrography burn put the final touches to an excellent demonstration. Rudy maintained the perfect balance of talking and doing. He was happy with that and as evidenced by the applause, so was his audience.

After morning tea Norm Gratte took the stage to make fish by inside out turning. He first passed round examples of pods and mounted fish that he had made. Norm had prepared two pieces of wood fastened with screws on each end to form a square, and mounted in the lathe spindle format. He then rounded the centre between the screws and commenced to shape the fish. After scraping to a fine finish Norm then removed his work from the lathe, unscrewed, reversed and refitted the screws. The job was then fastened back on the lathe. Norm then turned the centre to round and shaped the fish explaining how he selects the high and low features. Further scraping and sanding achieved the final shape which was passed round.

He then told of his ideas for a crab, and showed a fish on a necklace. Norm never seems to run out of new plans for his excellent demonstrations. He is on again at the Melville Workshop with seed pods.

After lunch Don Clarke demonstrated the making of a fishing reel under the title of "Gone Fishing". Details of Don's demonstration are in "American Woodturner" October 2012 edition (check with our friendly librarian). Don was also kind enough to produce a summary of the materials required, and the methodology required. *(Editor's Note: If any member would like a copy of these details, please ring or email me as per the details on page 2 of this Newsletter).*



Chris Smith was next with a Stingray clock. Holding a square piece of wood between a chuck and the tailstock Chris cut a spigot and removed it to leave four upturned corners. Mounting the spigot in the chuck, Chris cut the recess for the clock then by first cutting towards the rim, then towards the centre, he formed a deep cove which resulted in wings on the four corners. Reversing in the chuck Chris removed the spigot and finished the top. Then using a Proxon grinder, he removed one wing for the head end,

and the opposite end for the tail. Using a drum sander in a pin jaw chuck, he shaped the wings and the body. Chris explained that he cut out the tail on a bandsaw and sanded it to final shape (the tail is glued to the body). You can decorate the stingray with as much or as little detail as you please. The clock fitting completes the demonstration.

After afternoon tea Bruce Jackson gave out the competition results with Nathania Goh taking out the trifecta, and proud father Rudy accepting the prizes on her behalf.

Adrian Bolton closed a very successful workshop, and invited everyone to the Sunday session at the Shed.

Sunday proved to be a fine day and we all gathered at the shed for the Manji traditional get together. Norm Gratte was on the lathe, producing enough fish to stock an aquarium, including several fish necklaces. This demonstration proved to be very popular, with Norm inviting the audience to have a go, and plenty accepting his offer. Also attracting a lot of interest was painter Carol Hackett, with a display of her work on show. She specializes in painting and decorating large timber mill saw blades, cross-

cut saws and milk churns, thereby preserving the history of the Manjimup timber industry. There was plenty of jarrah timber for sale, eagerly bought by members. With morning tea and lunch breaks, there was plenty of time to socialize. A good time was had by all who will no doubt be back in two years' time.

MELVILLE GROUP 13th APRIL 2013

Convenor Dennis Kestel welcomed members and visitors to Melville and thanked Timbecon and Masters for donating raffle prizes.

MC Brian Fowlie then introduced Norm Gratte, who was to demonstrate his seed pods. Norm explained that seed pods make nice coffee table or dressing table decorations, and passed round several examples of his work. The procedure involves a cup chuck as the preferred holding device, and the use of a small router mounted on a base and fastened to the lathe, so as to cut trenches in the pod spaced with the lathe indexing system. Pyrography can be used to further decorate the pods. Norm started with the blank screwed to the cup chuck mounted on the lathe and

WOODTURNING PROJECT PARTS

The B-Y in project parts from Box, Clock, Cutlery
to Spinning Tops and Yoyo

Telephone : 9330 8383

Email : jim@telama.com.au

MAYAMA GEMS

2/41 McCOY STREET MYAREE 6154

then rounded down and shaped. The centre is then drilled out, a collar cut and squared off. Norm used a spindle gouge to shape and hollow, before using the router to cut the grooves in the pod following the curved shape. With a Dremel stylus and a ball shaped cutter, Norm cut a series of holes in the pod grooves, then coloured with stain and decorated with pyrography. The base is cut and sanded on an angle so as to sit on a table. Throughout the demonstration Norm provided hints on techniques he had developed, special tools he had made, and tool handling methods for beginners through to advanced turners. Plenty for everyone.

After morning tea original member (No. 13) Milton Rundle demonstrated turning of a Saueracker Shell. J.E.H. Saueracker was an outstanding ornamental turner, who lived in Germany and died in 1942 aged 87. His work was destroyed during WW2 but documents remained. The shell is described in "Woodturning Methods" by Mike Darlow. The procedure is quite complicated and involved several diagrams, and consequently it is suggested that in the interest of accurate reporting of Milton's demonstration, members refer to Darlow's book, which is available from our library.

Guest demonstrator Rex Holmsen, from Benchmark tools showed Carter attachments, to improve the performance of bandsaws. Rex explained that the equipment was made in the USA, and although the cost of freight was a big factor, the quality of the product was extremely high. The first item shown was the stabilizer. Rex stated that it was the only guide that replaced both blocks, and original guides for blades 1/4" or smaller. He cut several tight turns plus straight cuts with no heat build-up, using a band saw like a scroll saw. Very

impressive. Without guides changing blades was easy, however special Carter guides are needed for larger blades. Rex changed to a 1/2" blade and with a Carter magnetic fence, cut veneers down to paper thin. He also showed their log mill system and blade tensioner. Rex invited members to visit him at Benchmark Tools, 32 Knutsford Street, Fremantle (telephone 94317477 or www.benchmarktools.com.au) They also sell videos and blades.

After lunch the raffle was drawn, and an auction of a toy train as well as two toy cars, with proceeds to charity.

George Walker was next with a demonstration of a ball and roller race. George passed round a sample of his work made with balls and rollers, explaining the history of making ball bearings to the present mass production methods. All measurements are calculated through the centre line of the balls, rollers and races. George then commenced to make the bearing, and explained that he uses high quality dowel as well as a variety of specially made tools. With the dowel threaded through the lathe, George uses a special cutter that also measures the ball size. He partially cuts through the dowel, finishes with a skew chisel, and checks his work with a specially made gauge to measure the ball.



To make the roller George uses a steel plate held in the chuck and drilled to fit the pre-cut dowel. A recess is made in one end, then reversed to make another recess in the other end. With an engineering chuck and specially made tools, George turns the inner and outer races to fit the rollers. Once the race is adjusted to fit the rollers, the assembly process begins, and the race is completed. The process requires extreme accuracy and great patience, which George has once again demonstrated that he possesses both of these attributes.

After a short break Joe Hegney took the stage to demonstrate an offset jewelry tray, and showed a finished work, and the design in a book featuring the theme of the cone. Joe first makes a scaled drawing (always make a drawing). The tray of 180mm dia. is made with the previously sanded back fastened to a wood faceplate. With a bowl gouge Joe turned a round edge and flattened the bottom. The cone is turned from a blank, with the finished size being 70mm at the base, tapering to a point 130mm high. The base is cut off at 75 degrees, leaving the short side at 110mm. Joe used a specially made plate to line up the tray, so as to drill an angled hole to take the cone. If your geometry and your work is as accurate as Joe's, then the cone sits on its base, angled to the rear and the tray is parallel to the table.



WAWA Newsletter

No. 166

Throughout the demonstration Joe provided continuous information, as well as some questions for his audience.

After afternoon tea the competition results were announced with Bruce Jackson, taking out the trifecta. President's Forum and show and tell concluded a very informative and entertaining day.

Peter Pickering - Roving Reporter

News From The Groups

Bunbury Bites

This writer has had an attack of the "yips" lately, so woodies will have to bear with my ramblings. Firstly, I want to welcome our recent new members to the WAWA family, namely Troy Hunt No. 2620, Steve Howe No. 2640, Tony Mellar No. 2648 and Norm & Lynda Hoskin Nos. 2649 and 2649A. They have not only lowered the average age of Bunbury Woodies, they have improved the looks department.

6th March - Three Legged Stool Competition - 1st Noel Ness, 2nd Peter Hill, 3rd Norm Hoskin.

16th March - Several Bunbury woodies travelled to the Manjimup Weekend Workshop and were bowled over by the number and quality of the platters in the competition.

3rd April - Lidded Box Competition — 1st Peter Hill, 2nd Barry Laidler, 3rd a tie between Kevan Hunt and Lyn Poli.

20th April Bunbury group undertook

demonstrations and sales at the Bunbury Horseshow and Lyn Poli won the Peoples Choice Award.

1st May - Competition of a clock supported by chain, wire or wood —
1st Peter Hill, 2nd Lyn Poli, 3rd Norm Hoskin.

For show and tell our resident O.A.P. brought along a 3 legged stool (only 6 weeks too late), and Lyn Poli a chocolate bowl embellished with her newly acquired beading tool. Stan Zieba came with the Polish Coat of Arms (an eagle) carved by a CNC machine – absolutely marvellous. Roald Smith a turned bowl in silky oak. Roald might never win a gold medal in woodturning but he is a trier, and a rolled gold club person. Jim Cunniffe came with a litter of turned pigs. He had about a dozen in all, with some very small piglets, but the big pigs were animated and charged about the table. Jim makes things that we mere mortals only dream about. I am glad to see Stan Zieba back in the swing of things as he is my favourite demonstrator, and always has a great story to tell.

On the first pages of the latest issue of "American Woodturner" are pictures of eight turners who in June, will be presenters at the Tampa Symposium in Florida USA. Two of the eight are West Australians, Neil Turner and Vaughn Richmond. These two turners are world class and will be outstanding in any company. One of the demonstrators at this Symposium is going to demonstrate the "Lost Wood Process". I thought that is what woodturners have been doing since the pharaohs - when turning a bowl you lose all the wood that doesn't look like a bowl.

Yours *Gee Pee*

Busselton Bits

Busselton group has been busy this month with regular demonstrations for members, and with an event for the public – "Culture on Queen".

Jerry Doyle demonstrated a lidded box with a finial. This was planned to occur over two nights, but a hospital admission has delayed the second part of the demonstration. We hear that Jerry is recovering and hope to see him back soon. Tom Mazey stepped in at short notice to demonstrate building a wooden wall clock using a large digital mechanism. Tom used the beading and parting tool to plunge cut into end grain really making the shavings fly, after the forstner bit proved not up to the task.

"Culture on Queen" is a one day initiative by Busselton Council to enliven the town centre, particularly the historical / craft end of town, where Busselton group have their shed (next to the Art Geo Gallery). Some of the members will be demonstrating to the public, and craft items will also be on sale. Tom, Brian, Barbara, Jeff, and Vince will all undertake demonstrations. Other local artists together with local bands, and actors should make for a busy and varied time.

A wood run is planned for June 1st. A permit has been obtained to harvest she-oak for future projects. A number of members are lined up to cut, seal, transport and store the craft wood.

Busselton group has been planning an extension to their workshop. Whilst Council is generally in agreement, a final decision has to await the development of an adjoining empty block in the cultural precinct.

Finally, Ray Batt a long term former

member of the group, has been in recent contact regarding his need to downsize his home. He has a very large collection of craft wood amassed over the last 20, and wants to quit this resource to wood turners. There are air dried jarrah and she-oak billets in quantity, in many various sizes, all of which is stored under cover. He also has other odd species in smaller quantities. If you wish to speak to Ray about acquiring some very dry and carefully seasoned wood he can be contacted on his mobile phone on 0438585926 (Ray will be temporarily unavailable between June 15th and July 17th).

Boris

Collie Calling

The March competition was won hands down by a relatively new member, our Secretary Rod Searle. The challenge

was a chalice which was in the WAWA magazine last April. It had to be within 1mm. I think most of us thought the challenge could not be achieved, and in that case it would move to being popular choice. Rod finished up being absolutely correct, with all other entries being disqualified (five in all, although each one beautifully turned).

Manjimup members were our guests for our April meeting and demonstrations. It's always so good to see them. Thank you all for making the long journey.

April's competition was turners' choice, with six varied entries including two entries from our novice members. Well done Ray and Wonky. Domanic Italiano got the popular vote with a jarrah platter.

The highlight of our April meeting was having Don Clarke (with an E) demonstrate all day from 9am to 3.30pm. He didn't miss a beat. Don demonstrated how to make a pepper grinder in the



CARBA-TEC®
TOOLS FOR WOOD

JET

The new home of JET machines in Australia

151 Balcatta Rd, Balcatta WA 6021
P (08) 6143 5788 F (08) 6143 5789
www.carbatecwa.com.au

traditional shape, then an offset pepper grinder. He made everything look so easy. After lunch, Don demonstrated offset turning and explained in detail how to make the end jigs for inside out turning. Lunch incidentally was a sausage sizzle, hot dogs, salad platter, pies, sausage rolls, cakes, fruit and the list goes on. Far more food than it was possible to eat. Don continued by turning a bowl, with the blank having just the corners cut off. The jarrah bowl was turned and polished in hardly anytime at all. Don then critiqued our competition entries. The last demonstration was a timber with hot glue chuck. Again the piece was completed including sanding, and oiled in a very short space of time. I would like to thank Don on behalf of the Collie Woodturners, for his magnificent demonstrations, and his stamina to keep working all day. I know we were all inspired, and you will be welcome in Collie anytime Don.

Ken Hands - Collie Scribe

Gosnells Gossip

Southern River College has offered their gymnasium and ancillary facilities to the Group, as a venue for our July Weekend Workshop. Details are in this issue of the magazine. As part of our interface with the College, the Group will conduct a course in woodturning for selected students. John Gardiner and Owen O'Neill will be the instructors, with Peter Povey in reserve.

13th March Stuart Heinrich showed a clock mounted in jarrah, and a goblet in cape lilac. Chris Smith showed a bowl with three feet and decorated rim.

20th March Competition items and certificates from Manjimup on display. Stuart Hienrich showed a bowl made from recycled jarrah obtained from a demolished pergola.

27th March The defibrillator arrived today and will be wall mounted. Kevin Cheetham demonstrated a three legged stool made to a size, which can be turned on a midi lathe. Kevin showed the completed item, explaining that the main challenges were (a) to turn the seat so that there was no evidence of a lathe, (b) copy turning three identical legs, and (c) legs to be at a perfect angle, eg.110 degrees. The diameter of the seat was 240mm which is 80% of the 290mm legs. Kevin used a story board to turn the identical legs and when completed, turned the seat. After turning the top he reversed the seat in Cole jaws, to finish it by sanding a slight concave recess. With a specially made jig mounted in the drill press, he drilled the three holes for the legs. After he assembled the stool Kevin revised the main points of the project. A sausage sizzle followed the demonstration.

George Kieliger showed three bowls in frangipani, marri and huon pine. Chris Smith showed a large oval platter made from curly jarrah and decorated in gold, sitting on four legs. John Gardiner showed a cube inside a 14 hole sphere. He explained the jigs and method. Derek Pollard showed an inlayed cheese platter mounted on a lazy susan.

3rd April Peter Povey showed a cape lilac bowl with indexed pattern lid. Peter Price showed a very thin wide bowl in camphor laurel. Bill Cooper showed a lamp stand in Tasmanian oak, with a segmented jarrah column, and Ivan Moro showed two rotary hand sanders.

There were 11 entries in the bud vase competition.

10th April Chris Paplinski showed a honing and polishing device to mount on a lathe. Also on show was Leah Markey's with a toilet roll holder, made as part of her induction course, Bill Cooper's hanging lamp and Owen O'Neill's inside out turning lamp.

17th April Discussion on tungsten carbide tools and George Kieliger spoke of his trip on the Holland track to the Goldfields. He particularly spoke about the various types of trees and the fascination of the old sandalwood pullers tracks. George also showed a bowl in Sydney blue gum.

24th April Chris Davis demonstrated a delicate trinket box with finial. A completed one was passed round. Chris had rounded down the blank with a spigot on each end. Making the outside of the lid first and parting off, Chris then made the outside of the bowl. He then completed the inside of the bowl, and sanded and finished. Chris then completed the hollowing of the lid, cutting a lip to mate with the bottom. He then made a jam chuck to hold the lid whilst he finished the outside, and drilled a small hole to take the finial. The finial was next and after completing, Chris fitted it to the lid, the lid to the bottom, and achieved a perfect fit. A sausage sizzle followed.

Graham Lewis came to visit our group and presented First Aid Certificates to Alan Andrews, Ian Eagles, Mark Enright, Owen O'Neill and Bill Wallbank.

1st May George Kieliger showed a bowl made from mulberry, And Peter Manchee showed a clock in American walnut with cherry insert.

Peter Pickering

Manjimup Matters

Our workshop this year is done and dusted, and we look forward to the report in this newsletter. As you know a lot of work goes on behind the scenes to make a successful weekend, and none works harder than our secretary Yvonne. Thank you from all of us in the Manjimup group.

For the third year we participated in the Ballingup Small Farm Field day. It is always a great day and a good turn out from our group made it more so, even if the chaos with other stall holders arriving at the same time, vehicles and trailers everywhere and no one sure of where the wood turners are to set up.

We opened our doors for a visit from a Perth photography club, who have a branch in Manjimup. Several of our members manned the lathes and made our visitors welcome, we also invited a local artist, Carol Hackett to participate. Those of you who attended the Sunday session of our workshop would have seen her work. Carol specializes in painting rural scenes on cross cut and circular saws blades. Carol appreciated the invitation and we can see the collaboration happening again in the future.

Some of our group travelled to Collie on an invitation of lunch and a day of demonstrating from Don Clarke. It was a great day, plenty of food and woodturning up close and personal. There is a lot to be said with small group demonstrations; easily seen skills, plenty of questions and answers and of course with good friends.

One of our group, Harold Worth, who most would know, is in hospital for significant surgery. I am pleased to report that after speaking with him today, he is

making a strong recovery and should be repatriated to Manjimup hospital in a few days.

With recent news of unconscionable cruelty to Australian animals in Egypt, this quote: 'The greatness of a nation and its moral progress can be judged by the way its animals are treated'.

Mahatma Gandhi.

Graeme

Melville Mutterings

13th March – George Walker enthralled all attending with his demonstration of creating a wooden ball bearing race. George's approach and explanation of his technique and detailed manner in which the project proceeded, with the assistance of tools he designed and made to simplify the creation of components, was most fascinating. Excellent demo George.

20th March – Monthly "Hands On" day under the watchful eye of "Controller" Norm, with the article of the day being a small bowl for use in the Group's annual project, of filling the bowls with sweets for distribution to residents of nursing home facilities. Good participation by all attending and an early start for this ongoing project, which is always well supported.

27th March - Today's demo was from Allan Smith, on creating a three legged stool, prior to traveling overseas to visit family in Thailand. Detailed drawings were made up and explained, to enable layout of the correct leg angles to be achieved. Allan also incorporated three rails for additional stability/strength. Destination of the stool is North Thailand, where it will be assembled prior to

presentation to his two year old granddaughter, who is living over there.

3rd April – Geoff Saw was our presenter today, with his approach to making pens, both from timber and acrylic. Problems were experienced with the timber version, as Geoff had selected a piece of jarrah with cross grain, and unfortunately experienced a break off which prevented him finishing the item. But, forewarned and prepared he had brought back up materials, so switched over and completed another, successfully in good time. Well done Geoff. A large tabling of "show & tell" items – members are keeping busy.

10th April – Monthly General Meeting day with the usual format but a protracted general business segment, covering a variety of topics, occupied a great deal of time resulting in cancellation of the scheduled presentation which normally follows the meeting.

17th April – An equipment demonstration by Straff Graso of Safety Equipment Australia. They are the national distributor for Sumpastrume Respiratory Equipment, which is manufactured in Sweden. An impressive range of equipment for a wide variety of applications. It is noted that Industrial Protector Products in Norma Rd, Melville, which retails their products, have been advised of this activity, and any WAWA members enquiring about the product range should mention they are with our Association, to receive favourable prices. This presentation was followed by a slide show from Frank Dymond, of articles displayed/demonstrated by attendees at the recent Turnfest in Queensland. Some of the creations on display were mind boggling to say the least, and indicate that woodies have the world in their hands when it comes to creativity.

24th April – Monthly “hands on” day under the usual leadership of Norm G. Enthusiastic participation, as usual, with once again creditable results. These monthly activities are proving extremely popular, with much interchange of advice and “comments” which are reflecting good development of members skills.

1st May – A Special General Meeting to discuss dust/health aspects resulted in a decision to purchase a supply of dust masks for student/member use as necessary. Roy Lundy then demonstrated his method of creating mushrooms from small branch material. This was followed by a presentation from Joe Hegney on the aspects of competition judging. This was the result of a request from members at an earlier meeting, as they were not aware of the categories etc involved. A general overview for the benefit of members. Well received.

8th May - Bernie Dixon demonstrated box making (especially the lid), his way. He circulated quite a number of previously made boxes, to show a wide diversification of wood and design.

TOM108P

Wandi Waffles

2013 has begun with a new initiative of a brief newsletter sent out monthly, to keep members apprised of upcoming club events, and review of our demonstration evenings which also contain “show and tell”. The newsletter is sent in conjunction with the Committee Minutes, so members unable to attend meetings are kept up to date of the club decision making.

Our demonstration programme has

vicmarc®
WOODTURNING LATHES CHUCKS AND ACCESSORIES

TORMEK®
Sharpening Innovation

Woodcut

Robert Sorby
SHEFFIELD ENGLAND

**CARROLL'S
WOODCRAFT
SUPPLIES**

*Your one stop shop for all your
woodcraft supplies*

www.cws.au.com

Unit 2 / 54 — 62 Cedar Parade
Moolap Victoria 3224
Phone: (03) 5248 0726

cws01@tpg.com.au

been planned around WAWA competition items. The month prior to the piece being required for competition, members have an opportunity to learn how the item can be made, and gain information from our experienced members on tools, techniques, form and finishing.

So far this year our demonstrations have included the turning of platters by Graham Lewis, who provided two very different sessions covering a variety of techniques and processes, as well as some points for competition pieces and aspects of the judging criteria. Bob Malacari has shared his wisdom and humour, demonstrating three-legged stool construction, and sharing his knowledge on jigs, measuring and the versatility of Bondcrete. John Mercer shared his skills and knowledge in the making of clocks. He showed great examples of his work and tips for reducing weight in heavy woods, proportions when using inset clocks, and a stress free method of managing the stick on number placement.

Our lidded box demonstration was put on hold, in order to have Kevin Luff enthusiastically share his experiences from Turnfest, which was a great weekend in Queensland this year, with presentations by local and international turners.

In addition to the competition item demonstrations, we have general interest sessions. They have included:

- the Birdsmouth router bit by Wayne Tentori; a very handy item when making multi sided shapes, such as the wishing well for a family wedding. His presentation included using tie downs as a clamping system and strategy to avoid tear out on cross grain work.
- Bob Malacari provided us with his

expertise in making a multi legged goblet, with clear practical and illustrated instructions, including methods to get the legs even!

- Using and maintaining the new defibrillator
- Supplier showcase by Rod Cocks of P Square Agencies

Our show and tell sessions have enabled us to expand our knowledge of what others make, with members bringing in items they have turned, as well as purchased items from other states and countries. Members also talk about the items and their importance to them. These sessions have included:

- Fifty calibre bullet pen, marble centred platter (marble from a kitchen bench top), and a Norfolk Island candlestick holder from Barrie Knop
- A Norfolk Island pine lidded bowl that didn't look promising as a piece of wood, but beautiful once turned, by Bob Taggart
- Jim Cameron brought in bowls purchased from a three generational family business in Hanoi, where the tools are made of scrap metal
- Heavy gimlet bowl with an unusual grain pattern and urethane spray finish, from Graham Lewis
- A sheoak platter with great colour and finish, for competition, from Graham Ding
- American beech platter with nine coats of 'poly wipe' on to achieve the high gloss finish, from Barrie Knop
- Burl bowls, one turned and one carved with the turbo plane, with different finishing techniques, from David Mundy
- Acrylic quickunpicks – with two different sized picks in the one tool, from Tim Harrison
- Bob Malacari showed us an unusual clock he made, with a variety of

- woods and Bondcrete
- Jeff Otway brought in a miniature pair of carved boots - very lifelike - purchased in Queensland
- A tailers 'ell' using marquetry and turning techniques, by Les Whiddett
- Walnut salt and pepper mills, that could have been mistaken for other woods, and a morel platter, from John Mercer
- Jarrah bowl with very realistic flame pattern in the grain (his largest platter yet), from Willy Nelson, who enjoys the challenge of upsize creations.

The Waffler

Wanneroo/Joondalup Journal

New stands for the two smaller lathes were unveiled at our April meeting. A stand was also made for the old "blue" lathe which has been converted to a disc sander. The stands were designed and constructed by Doug McDairmid and Graeme Skews in a very professional manner. A big thanks to Doug and Graeme.

The evening's comp was a lidded box which was ably demonstrated by Tony Collins, in March. Thirteen entries from a rollup of 20 was pretty good. The novice winner was Mike Wickings. Frank Visser won the intermediate division and Barry Cobb and Geoff Quesnel were judged to be equal first in the experienced division.

May saw the installation of a mesh safety screen on the Vicmarc lathe, by Bill Couzens. Thanks Bill.

Approval was given to purchase, as required, a set of basic tools and accessories for each lathe. These are to be colour coded and kept in toolboxes allocated to each lathe.

First time demonstrator, Trevor Cockcroft, gave us a concise demonstration of a wall plaque. He demonstrated the technique for extreme offset turning, where the whole work piece is off centre. Well done Trevor. The first one is the hardest.

The May comp was a clock, supported by wire, chain, wood or just about anything. Unfortunately, only seven entries from 24 attendees. Mike Wickings won the novice division with an ambitious clock made from jarrah burl, supported by a series of radial steel rods. Frank Visser won the intermediate and Graham Turner took out first in experienced, with a small clock on a long flexible stalk. It's great to see comp items "outside the box".

It has been great to see Viv at our last few meetings as he continues to improve. He even put an entry into the April comp. Viv has purchased a new Jet midi lathe, and a couple of the guys are going to set it up on a stand so he can operate it from his wheel-chair.

In upcoming events, the group will apply for a booth at the Art-n-About craft fair in Wanneroo on 28th July. The rules have changed so that items on sale must be homemade (no imports). Having attended this fair every time since its commencement, we missed the last one, while the fair was full of cheap imported trinkets, so we are delighted with the rule change.

Andy Hill

NEIL SCOBIE WORKSHOP

Prior to the WA Woodshow, where Neil is the guest artist, he will be conducting a one day woodturning workshop.

When: Wednesday 31st July 2013
Where: Melville Recreation Centre,
cnr Canning Highway and Stock Road, Melville
Time: 9.00am to 4.30pm
Cost: \$25 (includes a light lunch & morning & afternoon tea or coffee)

Tickets are available from Brian Fowlie (phone 9310 3161)
Numbers will be limited, so early registration is recommended

PROGRAM

Session 1 9.00 to 10.30am

Making a Formal Bowl

Turning a bowl with simple decoration



Morning Tea 10.30 to 11.00am



Session 2 11.00am to 12.30pm

Making an Offset Turned & Carved Seed Pod

Offset turning, carving, texturing
and making seeds

Lunch 12.30 to 1.15pm

Session 3 1.15 to 2.45pm

Making a Leaf Bowl

Turning and carving with hand and power
tools. Shaping legs on the base.



Afternoon Tea 2.45 to 3.00pm



Session 4 3.00 to 4.30pm

Erosion Vase

This form is turned then shaped with
hand and power tools.
Talk on optional design ideas.

WOODTURNERS ASSOCIATION OF WA (Inc.)
ELECTION OF OFFICE BEARERS
2013 – 2014

Office bearers for the Committee of Management are elected at the Annual General Meeting of the Association, to be held on the 21st September 2013.

CURRENT COMMITTEE OF MANAGEMENT

President for a one year term: (John Gardiner is eligible to be nominated for his second one year term)

Immediate Past President This position remains vacant until John Gardiner ceases to be president.

Committee members:

Continuing members are:

Rudi Goh, Bruce Jackson, Kevin Cheetham, Peter Povey, Noel Moyes and George Sharpe, who will complete their two year term at the 2014 AGM.

The following complete their two year term of office at the 2013 AGM, but are eligible for re-election:

Derek Beer, Doug McDiarmid, Maurice Munro, and David Rechter

OPENING OF NOMINATIONS

I hereby call for nominations for the following vacancies:

President: For a one year term.

Committee Members: Four vacancies each for a two year term.

A valid nomination form must be signed by a proposer and seconder, and include the consent of the member to serve if elected.

A nomination form is provided in this newsletter for your convenience, but email nominations will be accepted, provided they contain all relevant information.

Completed forms to be lodged with Returning Officer by 31st July 2013.

DEREK MARTIN
Returning Officer,
Woodturners Association of WA
4/451 Riverton Drive East
Riverton 6148 WA
Email: derek.martin8@bigpond.com

THE WOODTURNERS ASSOCIATION OF WESTERN AUSTRALIA Inc

ELECTION OF OFFICE BEARERS 2013 - 2014

NOMINATION FORM

I Membership No.
(Nominating Members Name)

..... (Signature of Nominator)

Wish to nominate

..... Membership No.
(Name of proposed office bearer)

To be elected to the office of **PRESIDENT* COMMITTEE MEMBER***
*Cross out whichever does not apply

at the election to be held on 21 September 2013

I second the Nomination

Name of seconder Membership No.

..... (Signature of Secunder)

I accept the nomination and agree to serve if elected.

.....
(Signature of proposed Office-Bearer)

Date

**NOMINATIONS CLOSE WITH THE RETURNING OFFICER
at 5.00pm on 31st July 2013**

**NOTE: I will accept Nominations Forms by email provided that they have been
validly executed.**

**Returning Officer: Derek Martin 4/451 Riverton Drive East, Riverton WA 6148
email: derek.martin8@bigpond.com**



The Technical Desk

Joseph P Hegney



CONICAL JEWELRY TRAY

At the Melville workshop in April, the above Jewelry Tray was demonstrated and during the process a request was made that it be featured in the WAWA Newsletter, hence the following.

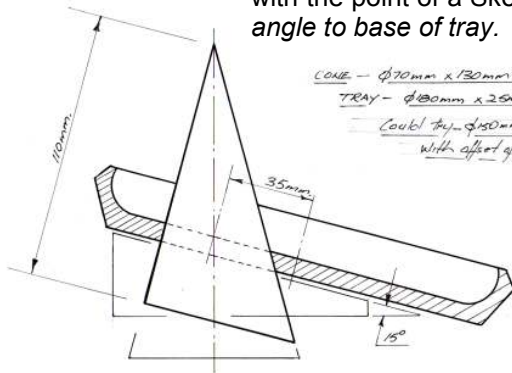
The project consists of two elements, the tray and the cone which has a truncated base.

No real dramas in turning both pieces, the main problem is in producing the hole to slip over the cone. The shape of such is a slight ellipse.



First up a 'service' piece was produced, shaped at 15 degrees to which the tray is 'hot melt glued', this has to be accurate to match the 15 degree truncation of the cone.

The bulk of the hole was then removed with a forstener bit held in the tailstock. Now take a close look at the drawing and check the point where the vertical side of the cone intersects the tray – square or at right angle, hence a light cut has to be made at this position with the point of a Skew Chisel, *at right angle to base of tray.*



Care must be taken as you have move pass the turning centre and you are cutting on the up, the tool has to have pressure on it to remain in contact with the tool rest. In order to get the 'hang' of this, a experiment with a piece of MDF board may throw a little light on the procedure! Check photo in the top right hand corner.



TURNFEST 2013

A SELECTION OF ITEMS FROM DEMONSTRATORS & EXHIBITORS
(Photographs courtesy of Frank Dymond)



Competition Results

16th March 2013 - Manjimup Group Platter

Novice

- 1st Mike Phillips
- 2nd Noel Ness & Steve Chapman
- 3rd Col Smith
- 4th Lyn Poli

Intermediate

- 1st Nat Goh
- 2nd Rob Snowden
- 3rd John Gardiner
- 4th Brian Kirby

Advanced

- 1st Chris Smith
- 2nd Charlie Broadbent
- 3rd Maurie Munro
- 4th Bruce Jackson

Most Popular

- 1st Nat Goh
- 2nd Rob Snowden
- 3rd Barbara Jennings
- 4th Charlie Broadbent

Open

- 1st Nat Goh
- 2nd Chris Smith
- 3rd Charlie Broadbent
- 4th Maurie Munro

13th April 2013 - Melville Group Three-Legged Stool

Novice

- 1st Peter Gaffy
- 2nd Noel Ness
- 3rd Syd Harvey
- 4th Jim Ronald

Intermediate

- 1st Nat Goh
- 2nd Robin Spence
- 3rd Russell Nash

Advanced

- 1st Bruce Jackson
- 2nd George Parke
- 3rd Barbara Jennings
- 4th Maurie Munro

Most Popular

- 1st Bruce Jackson
- 2nd Nat Goh
- 3rd Peter Gaffy
- 4th George Parke

Open

- 1st Bruce Jackson
- 2nd Nat Goh
- 3rd George Parke
- 4th Barbara Jennings

Message from the Video Librarian

Several members still haven't returned DVD's that were borrowed last year. If you are not coming to the next Weekend Workshop, then please post them to the address on the DVD cover.

Thanks

Elaine Boyd

WAWA Woodturning Competition Annual Perth Woodshow 2nd, 3rd & 4th August 2013

**This is an Open Competition
(No restriction on shape or design)**

There will be three classes - Novice, Intermediate & Advanced
Your class will be identified by your entry level at Weekend Workshops

Each class will attract a prize of:

1 st	\$200.00
2 nd	\$100.00
3 rd	\$50.00

ENTRY CONDITIONS

1. Must be a financial WAWA member
2. Only one entry per member.
3. Entry must not have been entered in a previous WAWA competition.
Items entered at Group competitions will be accepted.
4. Must have been turned in current year.
5. The item will be judged on : Design, Originality, Turning, Finish, Degree of Difficulty, Selection of Timber.
6. All items **MUST** have a minimum of 80% turned; 20% may be embellished.

JUDGING & ENTRY DETAILS

1. Competition co-ordinator Bruce Jackson will appoint a panel of judges known only to himself.
2. Judging will take place at 10am on 2nd August at the Woodshow, and winners will be identified on the completion of judging. Prizes and certificates will be presented at the AGM.
3. The judges' decision will be final, and no discussion will be entered into.
4. Entries should be delivered to the entry officer, John Gardiner, at the July Weekend Workshop, or delivered direct to the Woodshow prior to 10am on 2nd August. **Late entries will not be accepted.**
5. Please pack your entries carefully, and label with **name, membership number, Group, class entered and type of timber.**
6. It is the responsibility of Groups or individuals to deliver or pick up items.
7. Entries will available for pick up after the show on 4th August. **It may be easier if Groups were to collect their own members' entries, and submit and pickup in bulk, at a time arranged with the entry officer.**
8. "Show & tell" items can also be displayed, but will not be part of the competition.

GOSNELLS GROUP
WEEKEND WORKSHOP
SATURDAY 20th JULY 2013

New Venue

Southern River College
Anaconda Drive, Gosnells

IMPORTANT NOTE

**Members must use rear (Anaconda Drive) entrance
of the College**
The front gates in Southern River Road will be locked

Convenor: Kevin Cheetham
MC: Peter Pickering
Competition Item: Wall Plaque (No Restrictions)
Trade Suppliers: P Square Agencies
Timber Sales: Bruce Jackson

PROGRAM

7.30 am Set-up
8.15 am Registration & Fellowship
9.00 am Welcome and announcements
9.10 am Demonstration Commence

There will be six demonstrations running simultaneously throughout the day:

Chris Sioulas: *5 point Sphere.*
Chris Smith: *Texturing and Colouring*
John Gardiner: *Using an Offset Chuck*
Chris Paplinski: *Tool Sharpening using Tormac and Dry Wheel Systems*
Ivan Moro: *Using a Rose Engine*
Bill Wallbank: *The Art of Pyrography*

10.00 am Morning Tea - members please bring a plate
10.30 am Demonstrations Continue
12.00 noon Lunch - Two 4" Subway Rolls & Soup — \$6.00
1.00 pm Demonstrations Continue - Competition Voting Closes
3.00 pm Afternoon Tea
3.30pm President's Forum, Show and Tell, Competition Results & Raffle

Pack up - Lots of help please

Diary Dates

Weekend Workshops & Competition Items for 2013

- May 25th Mandurah**
Lidded Box
- June 15th Convenors Conference**
To be held at Wandi
- July 20th Gosnells**
Wall Plaque
- Sept. 21st Wandi**
Embellished Bowl
- Oct. 19th Swan**
Pepper Mill
- up to 450mm high
- Nov. 16th Bunbury**
Banksia Item
- Dec. 14th Xmas Windup**
Best turned item for 2013
not previously judged by WAWA.

NB: With the exception of the pepper mill in October, there are no restrictions.

Mike Darlow Book Offer

For a limited period, Mike is offering Association members any of his five woodturning publications for \$20 each (a 60% discount).

Contact Mike on (02) 4883 4455,
or at mike@mikedarlow.com
to place your order

WAWA Shopping Centre Displays 2013

- June 17th — 22nd Kardinya Shopping Centre
- Aug. 2nd — 4th Wood & Craft Show Claremont
- Aug. 26th — 31st Phoenix Shopping Centre
- Nov. 4th— 9th Melville Plaza Melville
- Nov. 27th— Dec. 1st Coventry Square Markets

The following people may be contacted regarding Shopping Centre Displays:

Brian Fowlie	9310 3161
Neil Piper	9399 3723
Geoffrey Saw	9354 1562

For Sale

- Ron Mack 2hp Twin Bag Dust Extractor
\$150
- Dewalt Radial Arm Saw with Stand
\$250

Contact: Dennis Kestel 9337 6091

Lost - Can You Help ?

Hannah Hycza (a Wandi member) exhibited a number of pieces in the 2011 Woodshow, and a few were not returned (see the photos below). If anybody has them, Hannah would be very appreciative of a call on 9410 1908.

