


The
Woodturners Association of Western Australia
 (Inc.)



ISSUE 161 JULY 2012

NEWSLETTER

www.woodturnerswa.com



**OCTOBER WORKSHOP WITH INTERNATIONAL TURNERS
 MICHAEL HOSALUK & GRAEME PRIDDLE**

Committee Names & Numbers	2	Melville Mutterings	13
Group Meeting Days & Times	2	Swan Snippets	15
Committee News		Toodyay Tattles	15
Vice Presidential Pronouncement	3	Wandi Waffles	16
Registrar's Ramblings	3	Wanneroo/Joondalup Journal	17
Weekend Workshops Reporter		Competition Results	18
Mandurah	4	The Golden Rules	18
Joondalup/Wanneroo	6	International Woodturners W'shop	19
Neil Scobie Workshop	9	Technical Desk	20
News from the Groups		Woodturning Competition	21
Bunbury Bites	10	Wandi Workshop—Wandi	22
Busselton Bits	10	Special General Meeting Notice	23
Collie Calling	11	Weekend Workshop Dates	24
Gosnells Gossip	12	Shopping Centre News	24
Manjimup Matters	13		

Closing Date for Edition 162 : Sunday 16th September

WAWA Committee

Acting President & Vice President

John Gardiner.....9455 4206

Emails: wawapresident@gmail.com

or wawavicepresident@gmail.com

Past President

Derek Martin.....9354 9464

Acting Secretary

Kevin Cheetham.....9397 0777

1 Truman Lane, Piara Waters 6112

Email: woodturnerswa@gmail.com

Treasurer

George Sharpe.....9419 5922

54 Marri Park Dve, Casuarina 6167

Email: wawatreasurer@gmail.com

Committee Members

Derek Beer.....Maurie Munroe

Noel Moyes.....Peter Povey

Bruce Jackson.....Rudy Goh

David Rechter.....Doug McDiarmid

Acting Membership Registrar

Peter Povey.....9398 6837

32 Chelsfield Street, Gosnells 6110

Email: peter.povey@bigpond.com

Video Librarian

Elaine Boyd.....9592 2232

Librarian

Rudy Goh.....0410 879 341

Competition Coordinator

Bruce Jackson.....9534 5054

Shopping Centre Display

Refer to last page of newsletter

Web Page

Noel Moyes.....9295 2281

25 Bentley Street, Stoneville 6081

Email: noel.moyes@bigpond.com

Weekend Workshops

Bruce Jackson.....9534 5054

Magazine Editor

David Rechter.....9310 1726

26 Lockett Crest, Winthrop 6150

Email: wawa.newsletter@gmail.com

Group Meetings

AVON VALLEY

Wool Pavilion Showground Toodyay

7:30pm 4th Monday 9:00am 2nd & 4th Sunday

Andrew McCann.....0409 203 962

BUNBURY

Cathedral Grammar School, Gelorup

7:00pm 1st & 3rd Wednesdays

Kevan Hunt.....9721 3625

BUSSELTON

Agricultural WA Building cnr Queen St & Marine Tce,
Busseton

7:00pm 2nd & 4th Wed., 10:00am - 4:00pm Sat.

Charlie Broadbent.....9752 2111

COLLIE

Clubrooms -cnr Witnoom & Steere

Wed 9:30am - 3:30pm

Month Meeting on the last Sunday

Domenic Italiano.....9734 1853

GOSNELLS

Southern River College, T&E Building,

Southern River Road, Gosnells

8:30am - 12:30pm Wed., 6:30pm - 9:30pm Thurs.

Kevin Cheetham.....9354 9464

JOONDALUP/WANNEROO

Heathridge Leisure Centre, Sail Tce, Heathridge

2nd & Last Monday 7:00pm

Charlie Totten.....9349 2028

MANDURAH

Baden Powell Hall, Cnr. Elizabeth & Anstruther Sts

Thursdays: 6:00pm - 9:00pm

Tom Hardy.....9535 9207

www.mandurahwoodturners.com

MANJIMUP

The Shed, Timber Park.

Wed. & Thurs. 10.00 - 2.00 & Sunday 11.00 - 3.00

Graham Quaife.....9771 8001

MELVILLE

Melville Rec Centre, Cnr Stock Rd & Canning Hwy

9:00am Wednesday

Dennis Kestel.....9337 6091

MUNDARING

Old Parkerville Primary School, Dura & Riley Rds,

Parkerville 2:00 to 4.00pm Wednesday

Brian Adams.....9295 4486

SWAN

Swan Senior Citizens Centre, The Avenue, Midland

2nd Tues. 7:30pm 1st, 3rd, 4th & 5th Tues. 1:30pm

Ian Moss.....9293 2519

WANDI

Wandi Community Hall, DeHaer Rd, Wandi

7:00pm 1st & 3rd Thursdays (Gen. Meeting & Demo)

Tuesday 8:00am - 12:00 noon &

6:00pm - 9.00pm

Wednesday 8:00am - 12:00 noon &

12:00 noon - 4:00pm

Robin Campbell.....0410 024 475

Vice Presidential Pronouncement

With the finish of our calendar year approaching and the AGM coming up, perhaps some of you may consider being elected to a position on our Committee of Management. A nomination form was included in the last newsletter for you to use. We will need to elect a new President and up to five committee members. Nominations are open until the 31st of July.

Prior to the AGM it will be necessary to hold a special business meeting on the same day to consider a change to our constitution. The change will allow us if necessary, to appoint a Secretary who is not an actual Association Member. That would also mean that an additional position would be available on the committee. In actual fact, those of you who were around in 2008 may remember voting on this matter. The change was moved, but not followed up and registered as a change in the constitution, so now with the passage of time we need to tidy this up.

How many of you have been working on an entry for the Wood Show competition? Last year we had a good number of entries, so let's see what we can do for this year. Cash prizes are available, so get those lathes turning. Additionally at the Woodshow, there will be provision for "Show and Tell", as well as some actual turning demonstrations by our Members.

Remember that some other special events are to happen soon. Apart from Neil Scobie coming to the Woodshow, there will be a session with him on 1st August at Melville. Then hot on the tail of that one in early October, two visiting turners in Graeme Priddle from New Zea-

land, and Michael Hosaluk from Canada, will also be coming to Melville.

The Association is considering the purchase of a "Defibrillator", to be used if needed in the treatment for people suffering a heart attack. Up until now these units have been very expensive and difficult to operate, but all that has changed. If we go ahead, this unit will go into one of the trailers that is towed to every weekend workshop. If individual metropolitan or country Groups would like to consider purchasing one of these units, please make contact with myself.

Good turning.

John Gardiner - Vice President

Registrar's Ramblings

New Members

We would like to welcome to the Association, the following new members:

Rohan Brown 2595 Avon
Chris Martin 2596 Collie
Simon Dooley 2597 Manjimup
Lucinda Giblett 2597A Manjimup
Ivan Hipkin 2598 Wandi
Vikki Hipkin 2599 Wandi
Frank Dymond 2600 Melville
John Riordan 2601 Melville
Dave Czerniawsky 2602 Collie
Brian Tulloch 2603 Wandi
Roy Flanagan 2604 Manjimup
Bill Couzens 2605 Joondalup
Daniel Lattimore 2606 Joondalup
Nancy Ahern 2435A Gosnells
Thomas Todhunter 2607 Melville
Helen Mullins 2608 Melville
Shane Lucas 2609 Melville
Jon Bostock 2610 Collie

Peter Povey Membership Registrar

Weekend Workshop Observations

**MANDURAH GROUP
26th MAY 2012**

Barry Granger opened the workshop and explained the order of the day plus a joke about last years power outage, drawing our attention to the foyer display and the 17 prize monster raffle. Mayama Gems was the Trade Supplier.

Frank Evans gave the first demonstration of a lightning edged platter embellished with paint and Dremel work, stating that he was inspired by the work of Peter Lowe. Using a Laurie Green faceplate, Frank mounted the 320x55 mm blank on the lathe. After cutting a spigot and shaping the bottom, he measured the base to suit the planned topside and cut a small bead at the ogee plus a small cove closer to the spigot. Frank scraped with a vertically held skew chisel. The job would then be sanded and finished to complete the bottom.

Frank had another platter with the bottom completed, which he fastened in the chuck and shaped the topside to match the bottom. He then removed the the work from the lathe whilst still fastened in the chuck, and applied sanding sealer. After covering the lathe with black plastic, Frank sprayed it with two coats of black quick dry auto lacquer. At this stage he changed over to another platter with the paint completely dry, cut a groove on the edge and skimmed out the centre bowl to remove overspray, explaining that he would normally at this stage power sand and finish the bowl centre. Frank used the Dremmel with a small bit to cut the lightning strikes, starting with the stem and fork then the branches, explaining

that lightning strikes are not all the same and therefore the pattern can be slightly different.

After morning tea Rudy Goh demonstrated a three sided bowl with embellishments, first passing around three different samples on the same theme. Mounting the face of the bowl with a screw chuck, he cut the spigot and hollowed out the bottom where the wing was to be formed. Then reversing the bowl in the chuck, Rudy cut out the internal recess, following the shape of the bottom, and confirming the thickness by continual measurements. He then showed how to mark out for cutting the three wings, and how he embellishes the internal base with Chinese characters, using a graph paper drawing to transfer the image to the wood. Then using the indexing system, he marked out the points for Dremmel decoration. Using the same points, Rudy marked out the cutting lines for the three sided bottom with masking tape, and made the cuts with a Japanese saw.

At this time Rudy replaced his work with one that has been sanded and polished, and then using a Dremmel on a flat rest, cut dobs on the 24 places using the index system, and coloured them in with a pen. Using the rest as a guide, he marked out the Chinese Characters and the straight and curved lines. After removing the tape from the wings Rudy gave his trademark statement "Happy with that". Judging from the applause, the members where also "Happy with that". Barry Granger summed up describing the demo as "absolute finesse". Vaughn Richmond later added his compliments for Rudy's work.

Brian Fowlie talked about Neil Scobie's demonstration to be held at Melville on 1st August.

John Gardiner conducted President's Forum, commending the Mandurah group on an excellent workshop, and giving a reminder for coming events.

Barry Granger introduced Vaughn Richmond as the next demonstrator and told of his history with Vaughn and their days at the School of Wood. Vaughn's demonstration revolved around the use of gold leaf and paint. Vaughn first explained how he never uses a 4 jaw chuck, but only a glue gun, and then showed his method for turning a bowl. He produced a bowl blank with the bottom partially completed, and the flat top slightly concave, with a small channel for easy removal. Vaughn mounted it in the lathe using a faceplate to glue the top of the blank, and brought up the tailstock. After shaping the bottom and tidying up the edge, he cut the foot, sanded to 600, and sealed. Vaughn explained that you

should always aim for the best finish with the tool, resulting in savings of time and costs. After removing the bowl from the faceplate, Vaughn cut a headstock pad to fit the foot and glued it into place. Using the tailstock for as long as possible, he hollowed out and finished the bowl recess, sanding and sealing to complete the job.

After a short comfort break Vaughn introduces the topic of gold and copper leaf used in conjunction with paint and other types of embellishment. Vaughn uses Japan gold size to adhere the leaf to the wood, then flattens with a sable hair brush. Lacquer thinners are used to clean the brush. He then demonstrated the application of copper leaf. After allowing the size to reach a tacky state and using the sable hair brush he covered all the interior of the bowl with copper leaf.



vicmarc®
WOODTURNING LATHES CHUCKS AND ACCESSORIES

TORMEK®
Sharpening Innovation

Woodcut

Robert Sorby
SHEFFIELD ENGLAND

CARROLL'S
WOODCRAFT
SUPPLIES

Your one stop shop for all your woodcraft supplies

www.cws.au.com

66 Murradoc Road
Drysdale Victoria 3222
Phone: 03 5251 3874
Fax: 03 5251 3864
cws01@tpg.com.au

The edge was cleaned up with sandpaper, lightly applied. The paint is mixed on a tray or palette using complimentary colours to the copper or gold, and then applied with fingers from the centre to the rim. Heat was used to release the bowl from the faceplate and the finished item was passed around.

Vaughn had pre-prepared inserts made from pewter and hardened kelp found on a beach near Albany. Their centers were painted. Mounting a platter on a faceplate, he then coated it with size, and dried with a small hair dryer until tacky. Vaughn then applied gold leaf starting from the centre to the rim. He explained that there would normally be 24 hours drying time before the insert is placed in position. This very professionally delivered demonstration will provide considerable inspiration to all who witnessed it.

The monster raffle of 17 prizes was then drawn.

Bruce Jackson gave out the competition results.

Barry Granger then thanked the ladies for their efforts and drew attention to the show and tell in the foyer which included a giant segmented turned ball by Maurie Munro. It measured 1010 mm in diameter, made with 3408 pieces and 5 litres of glue, took 60 hours to make, and weighed 27 kilograms. Maurie turned it on a Vicmarc 175 lathe.

This workshop was extremely well organized, which reflected in the way it ran smoothly. The demonstrators presented in a very professional manner, with considerable audience interaction. Full credit to the Mandurah Group for a great show.

JOONDALUP/WANNEROO GROUP 23rd JUNE 2012

Although it was extremely cold, Tony Collins extended a warm welcome on behalf of his group. He also said that Viv Paust was holding up but still in hospital, and everyone wished him well. Doug McDiarmid apologized for the lack of a trade supplier, as Timbecon were in the process of moving premises.

Laurie Green was the first demonstrator, with his topic being tungsten carbide tools. Laurie apologized for a major setback in that the Joondalup/Wanneroo 175 Vicmarc banjo was an odd size and would not fit his tools, however he planned to go ahead using what tools would fit. Using a Rolly Monro hollowing tool which Laurie had adapted to take a tungsten carbide tip and fitted with a laser, he used a back rest fitted to the bed, Laurie considers a backrest is essential when hollowing with TC tips. Next he used a Jim Clarke hollowing tool also with a TC tip, followed by a Rolly Monro tool with a 12mm tip. Laurie then used a square shank with 12mm tip, to rough down turning the shank to 45 then 135 degrees. Next, was a pointed tip to cut a groove and plane for a level surface. Laurie then passed around a piece of timber with examples of three cuts: rough, shear and round.



Whilst this was happening Laurie gave a summary of his life, from an apprentice machinist to a saturation diver. He completed his demo using the TC bits on various types of burls, which are well suited to TC cutters.

Kevin Luff was next to demonstrate Dremel's both current and expanded range. Kevin showed and explained a Golden Mean gauge and passed it round. Kevin showed and explained the various Dremel power units both corded and cordless. The Stylus was ideal for embellishment of turnings, followed by the Multimax for cutting, grout removal and sanding, and then the Trio a multi-tool for sanding, cutting and routing. Kevin then showed the various accessories, including EZ lock, for carving, engraving, routing, grinding, sharpening, cleaning, polishing, cutting and sanding, plus the attachments to assist in these tasks. Catalogues were distributed, and four DVDs were donated to our library.

After lunch John Gardiner conducted President's Forum, with a reminder of the Woodshow and a request for a volunteer Auditor.

The next demonstration was planned to be Gordon Ratcliffe and Doug McDiarmid to show Gordon's, thread cutting machine. Unfortunately Gordon was unable to attend so Doug went ahead alone. Doug explained that the machine could cut both internal and external threads, and passed around examples of Gordon's work, which included a toothpick holder, pill box and a jar with a screw top. The lathe was homemade with a thread adjuster, and fitted with a small router and a homemade cutter. Doug showed the machine in operation, then conducted a discussion on commercial machines available for purchase.

Jim Clark and Eric Walker were next to demonstrate. A hollowing tool with that little bit extra. Jim first explained the types of bits; HSS for scraping and tungsten carbide for cutting. Then Jim recited a poem by Viv Paust on how not to use a skew chisel as a scraper, followed by another in reply to Viv. Wearing a cap with long red hair protruding, Eric deep hollowed some Jacaranda with a TC cutter in the tool, followed by some wet Grapefruit wood, to show a comparison with HSS. The demonstration concluded with more poems from Jim.



The following demonstration was by Tony Collins and Graham Skews, who turned bowls and lidded boxes "with a difference". Tony explained that he had been in the concrete pipe business and took up woodturning after retiring, whilst Graham had been a coach and wagon builder, and had been turning for 4 years. Tony stated that the reference for his work was Jim Clewes type boxes, which can be found at woodturningonline.com. He showed eleven types of boxes including a staved barrel box. Tony showed how he cut the staves for the barrel with a sliding guide on his bandsaw, and how it was glued together. He mounted it in a chuck to cut a recess for the lid, then reversing, finished the bottom and shaped

the centre. Tony then explained how the job would be completed, including sanding and finishing. Tony followed on by showing how he finishes the bottom of bowls, holding them in the chuck with expansion jaws. He then uses part of an old inner tube complete with valve mounted in the drill chuck. The rubber is cut to size and covered by velcro, and

then sandpaper also cut to size to provide a soft flexible power sanding tool.

Following afternoon tea came Show and Tell with individuals asked to explain their entries. The raffle was drawn and after a Thank You to the ladies, Bruce Jackson announced the competition results.

Peter Pickering - Roving Reporter



NEIL SCOBIE WORKSHOP

Prior to the WA Woodshow, where Neil is the guest artist, he will be conducting a one day woodturning workshop.

When: Wednesday 1st August 2012
Where: Melville Recreation Centre,
cnr Canning Highway and Stock Road, Melville
Time: 8.30am to 4.30pm
Cost: \$25 (includes a light lunch & morning & afternoon tea or coffee)

Tickets are available from Brian Fowlie (phone 9310 3161)
Numbers will be limited, so early registration is recommended

PROGRAM

Session 1 8.30 to 10.15am

Making Inside Out Seed Pods

Turning and carving



Morning Tea 10.15 to 10.45am



Session 2 10.45am to 12.30pm

Making an Erosion Bowl

Turning and carving

Lunch 12.30 to 1.45pm



Session 3 1.45 to 3.00pm

Making a Turned and Carved Sculpture

Turning, carving and texturing



Afternoon Tea 3.00 to 3.15pm

Session 4 3.15 to 4.30pm

Making a Suspended Form

Turning, carving and laminating legs

News From The Groups

Bunbury Bites

May 16th General Meeting. Much discussion on potential new home for Bunbury Woody's. We really need a home of our own to expand our membership.

Kevan Hunt gave a demonstration of long hole boring for lamps and other things. Long hole boring is not as straight forward as it looks, and who would think that a straight piece of hardened steel would go around the corner.

June 6th Show & Tell M.C. Jim Cunniffe
Kevan Hunt – Why don't I make nice things like that.

Peter Hill – Segmented Sheoak double bowl with lid. Clever.

Lyn Poli and Barry Laidler brought in their "Clam Shell" jewellery boxes made out of apricot and apple wood – make great birthday presents.

Jim Cunniffe - Back from his holiday to the "old country", brought in some turned soldiers, eggs and a marvellous merino sheep.

Competition Item of a Bed Lamp.

1st Kevan Hunt in Loquat.

2nd Peter Hill - Laminated from Sheoak and South Aussie Yellow Gum.

3rd Peter Norrie in Mulberry.

June 20th Hands on night. Very cold, with only 10 members present, so everyone got the dremels going, for a session on embellishing.

Our convenor, Kevan Hunt has worked tirelessly for the club in procuring our own club house. He has negotiated the sea of politics in the Bunbury Council to hopefully procured enough councillors in support of our own premises. Kevan has also been prominent in getting club mem-

bers to weekend workshops and sets a personal example.

Seven members of Bunbury Club attended the Mandurah weekend workshop. Always a good show, good venue, good food, good demos and good fellowship; all just 1½ hours away.

Our resident O.A.P. has just had his third hip replaced and in honour of this ongoing saga, our resident lyricist has added another line to the club song, that being "hip, hip, hip, hooray".

Yours *Gee Pee*

Busselton Bits

Saturday 9th June saw around a dozen of the group, armed with a variety of chainsaws, depart from the Busselton HQ. The mission was the annual wood run; this year to the McCorkhill block. Although the participants had all been thoroughly briefed on how to reach the objective, there were some who managed to lose count of the turns (or something). Nevertheless, the latecomers arrived in time for lunch! This was a good thing as they were carrying most of the fare with them.

The Busselton group obtains a craft wood license from the Forest Products Commission. Through the auspices of president Chas; himself an ex forester, we were able to obtain information as to the coupes that would best suit our needs. Charles tells me that we are not always fortunate enough to have a reject log pile to work from. This year, we were able to work from a decent supply of reject she-oak logs which, by way of a little

liquid persuasion, had been nicely placed for our convenience by the logging contractor. The license runs for a period from 3 to 12 months, and is dependent on the amount of wood purchased.

Although the day got off to a shaky start, we managed to fill two large trailers of selectively cut blocks, most of which were competently sealed by the well drilled two man team of Bill & Doc. Lunch was provided through the efforts of Jeff Marshall (Cook) and our tireless secretary Barbara (aka The Bun But-terer). All things considered, the day was a great success and the weather was kind to us. Unlike the following day when many centre's in the south west land division were battered by severe storms.

Our meeting of the 13th June proved to be a most interesting evening. A member of the group, Don Callamo, besides turning wood, has photography as another hobby. Something he has pursued for a number of years, and has great knowledge and ability in the subject. Don was able to deliver an interesting talk on photographing our turned "masterpieces", in order to show the best features. Don also gave us a practical demonstration using his beautiful (and expensive) Nikon digital camera. The

evening was rather cold and a little wet, however those brave souls who attended were well rewarded. Thanks Don, for a most interesting talk and demonstration.

The Busselton group is now open to the public three days a week. We receive a number of interested visitors who are entertained by the work being done. Many visitors make a donation to the group and these are always thankfully received.

A number of members attended the recent "Big Morning Tea", where we made a \$20 donation. On Friday the 15th June, the group entertained a number of senior folk from Capel.

The latest addition to the workshop is a set of shark jaws for one of our Vicmarc chucks.

The Skew

Collie Calling

Our club applied to the Collie McDonalds for a grant to purchase a Makita drill and impact drill set. We were successful and it is used extensively in our clubrooms for a multitude of tasks. Thanks McDonalds Collie.

WOODTURNING PROJECT PARTS

The B-Y in project parts from Box, Clock, Cutlery to Spinning Tops and Yoyo

Telephone 9330 8383

MAYAMA GEMS

2/41 McCOY STREET MYAREE 6154

May Club competition was Turners choice which was won jointly by Domenic Italiano and Rino Tuia. Domenic turned a jarrah platter and Rino made an old classic style table lamp of paddock jarrah.

We had a new members drive and have welcomed new blood into the fold. Our Wednesday sessions have gone from just 3 or 4 to 8 or 9. It is good to see the lathes making chips fly.

Half a dozen members have been invited to cut down a mulberry, a good size one too. It is about 20km out of town. On the way out there to look at the tree we noticed a couple of Powderbark Wandoo trees that have come down in the storm. SEC workers have cut and moved them off the road, to allow the school bus to get through. We will test the springs on our utes, when we do our civic duty by removing them from the side of the road.

We recently converted a centre steady to fit both a Vicmarc 175 and a Omega stubby, with a base block which makes it far more versatile, as we have four different lathes.

One of our founding members Fred Pivanini, has purchased a cubic Boron Nitrate grinding wheel. It is manufactured by Optigrind Ltd, which I think is a UK company. The wheel is supplied by Carrolls Woodcraft of Victoria 0352513874 (www.cws.au.com). The bowl gouge Fred sharpened was the best result I've ever seen. The 200 x 40 x 3/8 does not get any smaller with use, so you can set your jigs up permanently. Another really good thing is there is no friction heat. It's on my wish list!

Ken Hands
Secretary

Gosnells Gossip

The Gosnells Group has being following the established pattern of a demonstration of the Weekend Workshop competition item before the event. This practice is reflected in the number of our members achieving successful results in the competition. The formalized approach to Group internal competition items continues to attract a considerable number of entries.

16 May - Chris Sioulas gave an impromptu demonstration of turning two propeller bowls, which was the next item for our internal competition. Ivan Moro displayed a nut box, and Stuart Heinrich showed a coffee table made from a rubber tree.

23 May - George Kieliger showed three Banksia paper weights, plus 2 propeller bowls made in Mango. Chris Davis showed a long boring tool made specially for bedside lamps.

30 May - Chris Sioulas demonstrated the making of a pair of candlesticks for the competition items at the Gosnells workshop scheduled for 21st July. After rounding down the timber, cutting a spigot and mounting in the chuck, Chris drilled a recess for the candle holder. He had pre-made the base, and then turned the stem to fit the base. Chris decorated the stem starting at the bottom with shapes and beads and coves. He then shaped the base, and after fitting to the stem, completed the job with time to spare. Chris then created an identical candlestick.

6 June - Judging of the Norm Gratte style clock took place with Chris Davis and Ivan Moro sharing top marks. Work continued on the propeller bowl.

13 June - Chris Smith showed a Jarrah bowl made from timber from the 100 year old Toodyay bridge.

20 June - Work continued on the propeller bowl.

27 June - John Gardiner demonstrated the turned hollow form for our next Group project. John had selected this item from The Woodturning Magazine (No 232, page 44) and distributed copies of this article, plus an enlargement at same size scale. In the interest of saving magazine space I will not reprint it here but encourage you to reference this item, as it makes an interesting project which was given justice by John's skills.

4 July - Work commenced on the split hollow form as demonstrated by John Gardiner.

Peter Pickering

Manjimup Matters

On 16 May our group had a flying visit from Chris Smith and Rob Jones who provided two excellent demonstrations. Almost our full membership attended on the day, which started with Rob demonstrating a potpourri bowl with a laser cut insert; a Dremel was also used to apply decorations. A fantastic lunch provided by our ladies was the break between turners. Chris was on stage in the afternoon, with a close up look at turning finials using pewter. Our group was very appreciative of both Rob and Chris for giving up their time. With a small group like Manjimup, it gave us a chance to be close to the action and to ask plenty of questions.

Last year's success with our fire wood raffle was repeated in May, with similar results. We had another raffle planned for later in the year, but have decided to allocate it to a fund raiser for cancer. Yvonne's sister has donated the wood, and our members will help out selling the tickets.

The organisers of the "Truffle Kerfuffle" requested our attendance at their now-to-be annual wine and food event, at Fonty's Pool. This year there were more exhibitors, and fine weather bought out a large crowd. We shared a large marquee with a photographic display, a craft display and a local orchardist selling fresh pressed apple juice; a strange mix but it worked well. Our shop did reasonably well, and the lathe work is always popular.

We have welcomed Roy Flanagan, a new member to our club. Roy is a wood carver and is keen to learn turning. Of course his skills can be passed on to us.

I will leave you with this:

Those who think they know it all, are very annoying to those of us who do

Graeme

Melville Mutterings

9 May - Visiting demonstrator Doug McDiarmid gave a very interesting presentation on the skew chisel, styles, manufacture and steel types. He discussed the various applications/uses members may adopt for specific tasks,

tool use. A “think outside the square” address which, as always, developed thought provoking discussion from the floor.

16 May – Monthly “hands on” day with Norm’s project a “bent” candleholder – for the uninitiated that is on offset-turned item. With a good attendance of 42 members, enthusiasm was high and all entered into the event. This produced some creditable results, and intense discussion on approaches, tool use and varied methods to achieve aims. This monthly activity is proving to be highly successful, thanks to Norm’s perseverance, enthusiasm, and innovative items to attempt.

23 May – Today was a presentation and demonstration by Laurie Green on tool sharpening using the “One Way” jig which he imported from Canada, and about which, he is passionate in the ease of use, results achieved and prolonged life of tools. The demo was well received, as supported by the fact that approximately twenty of members now have units in their home workshops or in transit.

30 May – An informative address by Phil Jennings from Murdoch University on the metro areas black cockatoo population. He covered its risks, habits and steady numbers decline in recent years, due to development in both country and metropolitan habitat areas. Phil also elaborated on measures being undertaken to regenerate the species. A very well presented talk, which enlightening and generated quite a lot of discussion at the end of the address.

6 June – Neil Piper gave a presentation on his approach, and potential problems to be faced with in the making of

“Anniversary Clocks”. Over the years Neil has made a number of these clocks and many of them have ended in a number of countries. A good testimony to the standard of work and finish applied by Neil in his woodturning activities.

13 June – Next week hands on project is to be an off set handled scoop, so today Joe Hegney conducted an excellent demo (class ?) on the different methods/ approaches to completing the project. This generated a lot of “class questions and answers”, which became quite involved, but finally achieved the aim. As usual, very well presented in the Joe Hegney style.

20 June – Hands on day !!! Today’s test of member retention of Joe Hegney’s class last week with the project (challenge?) to create an off set handled scoop. As usual, enthusiastic participation by most present and generally presentable results. Although in the course of the day, there was one ominous sound of a projectile thundering around the room. No casualties including the item involved, so all was well, with the incident received barely a mention later.

27 June – Bill Power was the elected (?) speaker for today and presented a selection of his photographs taken on his recent trip to the US, to visit his son and family. The screening covered his son’s residential area and surrounding districts of Colorado and Nevada. Bill then proceeded to produce an hour glass stand/ holder, in a cylindrical format, and utilized off-set turning to create the front void. An excellent demo.

70M108P

Swan Snippets

Swan Snippet has a new reporter as Tom Wainwright is setting down his pen. The club would like to thank him for his fine service. "Thank you Tom". Attempting to fill his shoes will be myself, namely Bob Jones, so here goes!

May 22nd This day's demonstration was presented by Joe Clark. Making a lid for a potpourri bowl. After turning the lid, he then used a Dremel to drill and sand out the shapes needed to make a pleasing design. We were all impressed with his attachment for the Dremel, which enabled him to hold it with both hands, for a much steadier operation. Well done Joe!

May 29th Noel Moyes gave us food or thought with his homemade jigs, and platform for doing router work on the lathe, with indexed flutes and grooves for straight and curved shapes. Impressive!

June 5th A stimulating demo by Graham Bell on finishes, which lead to some interesting discussions.

June 12th Brian Kirkby made a bedside lamp which was followed with interest, as Brian features highly in our competitions.

June 19th Joe Clark made one of a matching pair of laminated candlesticks. It highlighted how difficult it is to match up the laminations.

June 26th Today we were treated to a Malcolm Munroe's outside the box demo on embellishing, from a chatter tool to coloured wood. Wow!

July 3rd Due to a lack of a demonstrator, we watched a DVD on natural edged bowls.

June competition was for a bedside lamp, with only open entries this month.

1st Brian Kirkby, 2nd Bruce Shepherd and 3rd Matt Koch.

Bob Jones

Toodyay Tattles

Hi there from the Pavilion.

We have been quite active at the Pavilion of late. A lot of interesting turning going on. Terry Hood turned a nice salt container with spoon to match and it came out well. One of our other members turned a clock for a present, which was also very well done. You see the beauty of woodturning, is that one can make presents and save money, and people seem to like something personally done. Most of us turn quite a few Christmas presents etc.

Andrea McCandish purchased some Danish oil which is a finishing product and used this on a couple of her projects. They came up superbly, and so the club has now purchased 5 litres. Individual members can now purchase some from the club at a reduced rate.

We have now organized our Demonstration day in Northam at the Boulevard Shopping Center on Saturday 28th July. We will be there most of the day, and also hold a raffle with a clock and a potpourri bowl as prizes. We have not heard from Bindoon about their show so might have a weekend off there yet.

We have now decided to do another Spinning Wheel for this years Toodyay Show, and so now will be busy making the parts for this. So look out for us at the Wool Pavilion at the Show.

David Eyres and Max Heath attended a workshop at Heathridge on the 23rd June, and spent a damned cold day in a hall with about 40 other turners. What an interesting day it was. There are some damned clever people out there. Some of the activities including the use of Dremel products, threading of wood, and a demonstration of some home made tools. All very interesting for a wood turner. The competition for the day was bedside lamps, and there were some very interesting varieties on display.

Anyway, that's about all from the group for this month. If you would like to see what we do, come visit us at the Pavilion at the Show Grounds on Sunday mornings and most Wednesdays mornings between 9am and 12noon. For further information Call Andrew McCann on 0488477216 or Max Heath on 95742069.

The Tattler

Wandi Waffles

Some interesting demonstrations have been held at Wandu over the past couple of months.

Kev Treasure from our local scroll sawing group came and showed us the many uses of a scroll saw. His demonstration was the making of a 3D reindeer. This was a delightful decorative piece. As well, there was an elaborate clock which had been a group effort. Several other items were on display, and one could see how this craft may be combined with woodturning for great decorative effect. A great opportunity for members to also have a go at using the saws.

Next demonstration was by Graham Lewis. He made a small lidded pot,

showing us the process used to make any lidded item. He handed out a detailed process sheet, and several have attempted to make these pots since. This was followed by our AGM which saw several new members taking on positions for the coming year.

Chris Smith came and demonstrated offset turning with a Vermec chuck. This made the process easier than one would have thought, although as a newbie, I was lost in some of the technical stuff. He showed us some items, including burls and decorative condiments sets, that could be easily made with this method.

A newer member to our group, Stu Goodwin, did a demonstration on his way of turning burls. His method was very easy to follow, and he encouraged other new turners to have a go with burls, as they can give some interesting effects when turned.

One of our members, Jim Cameron, bought in two large kava bowls for show and tell. They had legs and interesting patterns on the outside as decoration. He writes – 'There is a distinct and different bowl making tradition in the South Pacific, the difference being that bowls are hand carved typically using a scraper made from shell. Bowls are functional rather than decorative, the most widely used being kava bowls which can have a diameter of one metre. The two examples shown are from Samoa and Fiji. They are the major suppliers for countries through the Pacific, as they are well endowed with a wide range of timbers. Bowls are always four legged and may be decorated with traditional patterns.'

Joondalup/Wanneroo Journal

Our turn to host the WAWA weekend workshop is over for another year. A huge thank you must go to Doug McDiarmid for stepping in at a late stage in the organisation when Viv and Charlie were both unavailable. Thanks also to the demonstrators and all members who assisted to make a successful day. Watch out for Peter Pickering's workshop notes in this newsletter. A detailed debrief at our 9th July meeting is the first step in preparation for next years workshop.

While much of our last two formal meetings have been taken up with workshop stuff, the hands on sessions have been well supported. In addition Doug has commenced a series of basic tool use evenings to cater for the new members

we now have in the group, as well as some of us who have been around for a while. These sessions have been enthusiastically received.

Barry Cobb gave us a number of ideas for our August competition, including "an item with a fault as a feature". They included fish in epoxy, turquoise grain, and paint and PVA filler. I am looking forward to a plethora of other ideas for this competition.

Competition results:

9th July: Bowl, featuring carved feet.
Equal 1st Graham Turner – Jarrah missionary cook pot, & Andy Hill – Camphor Laurel bowl with holey feet.
3rd Barry Cobb – Sheoak bowl with toenails.

Andy Hill

CARBA-TEC®

TOOLS FOR WOOD

151 Balcatta Road, Balcatta WA. Phone (08) 9345 4522. Fax (08) 9240 1014
Visit us online: www.carbatecwa.com.au

Competition Results

26th May - Mandurah Potpourri with lid of own making

Novice

- 1st Tom Hardy
- 2nd Robin Campbell
- 3rd Nat Goh
- 4th Noel Moyes

Intermediate

- 1st Robbie Norton
- 2nd Mike Howard
- 3rd David Rechter
- 4th Dennis Kestel

Advanced

- 1st Doug McDiarmid
- 2nd George Parke
- 3rd Charlie Broadbent
- 4th Barry Cobb

Most Popular

- 1st George Parke
- 2nd Doug McDiarmid
- 3rd Nat Goh
- 4th Charlie Broadbent

Open

- 1st Doug McDiarmid
- 2nd George Parke
- 3rd Charlie Broadbent
- 4th Tom Hardy

23rd June - Joondalup/Wanneroo Beside Lamp

Novice

- 1st Colin Moth
- 2nd Nat Goh
- 3rd Graeme Skewes
- 4th Mike Phillips

Intermediate

- 1st Robbie Norton
- 2nd John Gardiner
- 3rd Mike Howard
- 4th Tony Collins

Advanced

- 1st Joe Clark
- 2nd Chris Davis
- 3rd George Parke
- 4th Andy Hill

Most Popular

- 1st Joe Clark
- 2nd George Parke
- 3rd Mike Phillips
- 4th Nat Goh

Open

- 1st Joe Clark
- 2nd Chris Davis
- 3rd Robbie Norton
- 4th Colin Moth

The Golden Rules

At the hands-on workshops with Eli Avisera in early April 2012, he concluded his sessions with ten very common-sense rules, for better woodturning:

1. Safety in the workshop and at the lathe
2. Sharp Tools
3. Body Position - one movement per cut
4. Rub the bevel
5. Support the fibres – cut in the correct direction
6. Tool rest position – below centre for gouges, above for skewes
7. Tool rest – ensure it is always clean and smooth
8. Ensure full support for the chisel on the tool rest
9. Practice – produce 5 units of any item to ensure reasonable proficiency
10. If you follow all of the above, you will be enjoying your craft

INTERNATIONAL WOODTURNERS WORKSHOP

The Melville Group of WAWA is pleased to present
a two day woodturning workshop with renowned international turners,

Michael Hosaluk & Graeme Priddle.

When: Sunday 7th & Monday 8th October 2012
Where: Melville Recreation Centre,
cnr Canning Highway and Stock Road, Melville
Time: 8.30am to 4.30pm
Cost: \$30 for one day, or \$55 for both days
(each include a light lunch & morning & afternoon tea or coffee)

Tickets : Brian Fowlie (9310 3161) or Geoff Saw (9354 1562)
Numbers will be limited, so early registration is recommended

ABOUT OUR GUEST ARTISTS

Michael Hosaluk is recognized internationally and in Canada as one of the world's most creative wood "turners". His work covers a wide range of objects and materials including functional vessels, and sculptural pieces. Michael's work is humorous and elegant, possesses character and gesture and is full of reference to architecture, nature and culture. His work has been exhibited throughout Canada, in Europe, China, Japan, Australia and the United States.



Graeme Priddle has 20 years experience in the woodworking field, best known for his sculptural turnings/carvings reflecting his life and environments in Northland, New Zealand. He has won numerous awards for his work, which has been exhibited widely in New Zealand, UK, Japan, Taiwan, France, Germany, USA and Canada.

Graeme has demonstrated and taught for numerous woodworking and woodturning groups and at many woodworking events throughout the world.





The Technical Desk

Joseph P Hegney



FLOUR SCOOP WITH OFFSET HANDLE


During June, the Melville Group had a 'hands on morning', turning a Flour Scoop with an offset handle, that proved very interesting.

First up, a 70 mm square piece, turned between centres, down to 60 mm diameter. Transferred to a chuck, and the end hollowed out to 50mm diameter & 70 mm deep. *A 50mm Forstener bit used by some individuals, the easy way out*



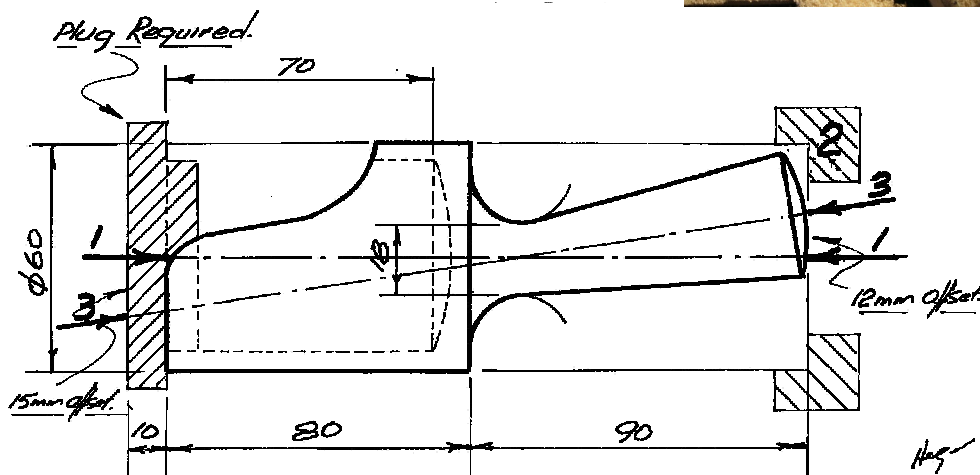
The next stage, fit an end plug, which is required to allow the centres to be offset.

Before the offsets are set up, a hollow or cove is cut, to take the transition from body to the handle. Also draw a centre line to locate the diagonals on each end marked, in order that the offsets are located on opposite sides of the original centre line.



The next stage is to relocate the piece on the offset centres and commence to turn the handle.

The final shape of the body may be formed by use of a coping saw, band saw or a sanding drum



**A WAWA Woodturning Competition will be held
at the Annual Perth Woodshow on 3rd, 4th & 5th August 2012**

**The Competition is Open
(any shape/design, but refer below for some size limitations)**

There will be three classes Novice, Intermediate and Advanced.
Your class will be determined by your entry level at Weekend Workshops.

Each class will attract prizes of: 1st \$200.00, 2nd \$100.00, 3rd \$50.00

Entry Conditions:

1. Must be a Financial Member.
2. Only 1 entry per member.
3. Entry must not have been entered in a previous Association Competition. Items entered at Group competitions will be accepted.
4. Must have been turned in current year.
5. Vertical Items (Vases, Candlesticks, etc) should have a total height of no more than 350mm's. The height of Reading Lamps will be measured from the underside of the base to the top of the TURNED portion. The electrical fitting will not be included. The shade should NOT be included with the entry piece. Platters, Bowls etc should have a maximum diameter of 350mm. ITEMS OUTSIDE OF THE MAXIMUM SIZE WILL BE DISQUALIFIED.
6. The piece will be judged on: Design, Turning, Originality, Joints (if any), Degree of Difficulty, Finish and Selection of Timber
7. All items MUST have a minimum of 80% turned. 20% maybe embellished

JUDGING and ENTRY DETAILS

1. Competition Coordinator Bruce Jackson will appoint a panel of Judges known only to him
2. Judging will take place the morning of August 2nd at the Woodshow, and winning entries will be identified on completion of judging. Prizes and Certificates will be presented at the AGM.
3. The Judges decision will be final and no discussion will be entered into.
4. Entries should be handed in to the Entry Receiving Officer John Gardiner at the July Week End Workshop, or on Thursday morning at the Show. Any entries after that time WILL NOT BE ACCEPTED. It may be easier for all concerned if Groups collect their own members' entries, and submit and pick up in bulk (please liaise with John Gardiner).
5. Judging will be undertaken on Thursday afternoon August 2nd.
6. Packaging should be clearly labeled with: NAME, MEMBERSHIP NUMBER, GROUP, SECTION ENTERED, TYPE OF WOOD and BRIEF DESCRIPTION of ENTRY (Vase, bowl, etc)
7. It is the responsibility of entrants or groups to hand in and pick up entries.
8. Entries will be available for pickup after the conclusion of the Show.
9. There will be a section for "Show & Tell" that is not a part of the Show Competition.

While we have made every attempt to make the conditions as clear as possible, if a doubt exists, please contact the Vice President for clarification BEFORE starting your entry.

WANDI GROUP
WEEKEND WORKSHOP
&
WAWA SPECIAL GENERAL MEETING
&
WAWA ANNUAL GENERAL MEETING
SATURDAY 15th SEPTEMBER 2012
Wandi Hall
DeHaer Road, Wandí

Convenor : Robin Campbell

M C : Rod Cocks

Safety Officer : Chris Grey

Competition Item : Gavel and Striker

Trade Supplier : P-Square Agencies

**MEMBERS ARE ADVISED THE SPECIAL WAWA MEETING,
FOLLOWED BY THE AGM,
WILL START AT 9.00am PROMPTLY**

PROGRAM

7.45 am	Set up – All hands please for an early start
8.30 am	Registration & Fellowship
9.00 am	Welcome to Members followed by Special WAWA General Meeting, WAWA A.G.M, President's Forum, and Presentation of Wood Show prizes
10.15 am	Morning Tea - members please bring a plate
10.40 am	<i>Graham Lewis / Robin Campbell — Bowl Saver</i>
12.00 noon	Lunch - Sausage Sizzle / Hamburger & Salad \$6.00 per serve
1.00 pm	<i>Rob Jones — Potpourri Bowl with Pewter Lid</i>
2.00 pm	<i>Robert Malacari — Back to Basics</i>
3.00 pm	Afternoon Tea
3.30 pm	Show & Tell, Competition Results
4.00 pm	Pack up - Many hands make light work

NOTICE OF SPECIAL GENERAL MEETING TO CONSIDER A SPECIAL RESOLUTUION

All Members of the Woodturners Association of Western Australia Inc. are advised that a Special General Meeting will be held at 9.00am on 15th September 2012, prior to the Annual General Meeting, to consider changing the following section of the Association's Constitution:

Section 11: Committee of Management

Currently reads:

Subject to sub-rule (9) the affairs of the Association shall be managed exclusively by a Committee of Management consisting of:

- (a) the President.
- (b) the immediate past President.
- (c) the Vice President.
- (d) the Secretary.
- (e) the Treasurer.
- (f) not less than 5 nor more than 7 other persons, all of whom shall be members of the Association.

The following amendment to section 11 is to be presented at the above notified special meeting, for ratification:

- 1. (d) the Secretary. (May be appointed without voting rights).**
- 1. (f) not less than 5 nor more than 7 other persons all of whom shall be members of the Association. Or no more than 8 other persons, all of whom should be members of the Association, should the Secretary be appointed as a non-member.**

MEMBERS PLEASE NOTE :

**THE ABOVE WILL BE THE ONLY ITEM OF BUSINESS
CONSIDERED AT THIS SPECIAL GENERAL MEETING**

Diary Dates

Weekend Workshops 2012

July 21st Gosnells Pair of Candle Sticks, matching in design.
Min. height 200mm,
Max. height 400mm.

August No WAWA workshop, but members are encouraged to support the Neil Scobie workshop being sponsored by the Melville Group, on Wednesday 1st August (contact Brian Fowlie for advanced bookings - 9310 3161).

September 15th Wandi Gavel and Striker Plate.

October 20th Swan Egg Timer

November 17th Busselton Hollow turned Urn with Lid. Grecian urn style. Max. height 300mm.

December Christmas Windup
Best Item for 2012
(unjudged by WAWA)

WAWA Shopping Centre Displays 2012

Aug. 3rd - 5th	WA. Wood Show/ Craft Fair
Aug. 27th - 1st Sept.	Centro Maddington
Sept. 17th - 22nd	Phoenix Shopping Centre
Oct. 22nd - 27th	Southlands Shopping Centre
Nov. 5th - 10th	Melville Shopping Centre
Nov. 20th - 24th	Centre Point Midland
Dec. 11th - 16th	Coventry Square Markets

The following people may be contacted regarding Shopping Centre Displays:

Brian Fowlie	9310 3161
Neil Piper	9399 3723
Geoffrey Saw	9354 1562