


The
Woodturners Association of Western Australia
 (Inc.)



ISSUE 160 MAY 2012

NEWSLETTER

www.woodturnerswa.com



ELI AVISERA MAKING CHIPS FLY AT WANDI

Committee Names & Numbers	2	Swan Snippets	18
Group Meeting Days & Times	2	Toodyay Tattles	19
Committee News		Wanneroo/Joondalup Journal	19
Vice Presidential Pronouncement	3	Mandurah Memo	20
Registrar's Ramblings	3	Neil Scobie Workshop	22
President & Secretary's Travel Diary	3	Technical Desk	23
Weekend Workshops Reporter		A Day with Eli Avisera	24
Collie	4	Weekend Workshops	
Melville	6	Joondalup/Wanneroo	26
Competition News	8	Gosnells	27
News from the Groups		Weekend Workshop Dates	28
Bunbury Bites	9	Shopping Centre News	28
Busselton Bits	11	For Sale	28
Collie Calling	12	Notice of Election of Office Bearers	15
Gosnells Gossip	12	Nomination Form for	
Manjimup Matters	13	Election of Office Bearers	16
Melville Mutterings	14		

Closing Date for Edition 161 : Sunday 7th July 2012

WAWA Committee

Acting President & Vice President

John Gardiner.....9455 4206

Emails: wawapresident@gmail.com
or wawavicepresident@gmail.com

Past President

Derek Martin.....9354 9464

Acting Secretary

Kevin Cheetham.....9397 0777

1 Truman Lane, Piara Waters 6112

Email: woodturnerswa@gmail.com

Treasurer

George Sharpe.....9419 5922

54 Marri Park Dve, Casuarina 6167

Email: wawatreasurer@gmail.com

Committee Members

Derek Beer.....Maurie Munroe

Noel Moyes.....Peter Povey

Bruce Jackson.....Rudy Goh

David Rechter.....Doug McDiarmid

Acting Membership Registrar

Peter Povey.....9398 6837

32 Chelsfield Street, Gosnells 6110

Email: peter.povey@bigpond.com

Video Librarian

Elaine Boyd.....9592 2232

Librarian

Rudy Goh.....0410 879 341

Competition Coordinator

Bruce Jackson.....9534 5054

Shopping Centre Display

Refer to last page of newsletter

Web Page

Noel Moyes.....9295 2281

25 Bentley Street, Stoneville 6081

Email: noel.moyes@bigpond.com

Weekend Workshops

Bruce Jackson.....9534 5054

Magazine Editor

David Rechter.....9310 1726

26 Lockett Crest, Winthrop 6150

Email: wawa.newsletter@gmail.com

Group Meetings

AVON VALLEY

Wool Pavilion Showground Toodyay

7:30pm 4th Monday 9:00am 2nd & 4th Sunday

Andrew McCann.....0409 203 962

BUNBURY

Cathedral Grammar School, Gelorup

7:00pm 1st & 3rd Wednesdays

Kevan Hunt.....9721 3625

BUSSELTON

Agricultural WA Building cnr Queen St & Marine Tce,
Busselton

7:00pm 2nd & 4th Wed., 10:00am - 4:00pm Sat.

Charlie Broadbent.....9752 2111

COLLIE

Clubrooms -cnr Witnoom & Steere

Wed 9:30am - 3:30pm

Month Meeting on the last Sunday

Domenic Italiano.....9734 1853

GOSNELLS

Southern River College, T&E Building,

Southern River Road, Gosnells

8:30am - 12:30pm Wed., 6:30pm - 9:30pm Thurs.

John Gardiner.....9455 4206

JOONDALUP/MANNEROO

Heathridge Leisure Centre, Sail Tce, Heathridge

2nd & Last Monday 7:00pm

Charlie Totten.....9349 2028

MANDURAH

Baden Powell Hall, Cnr. Elizabeth & Anstruther Sts

Thursdays: 6:00pm - 9:00pm

Tom Hardy.....9535 9207

www.mandurahwoodturners.com

MANJIMUP

The Shed, Timber Park.

Wed. & Thurs. 10.00 - 2.00 & Sunday 11.00 - 3.00

Graham Quaife.....9771 8001

MELVILLE

Melville Rec Centre, Cnr Stock Rd & Canning Hway

9:00am Wednesday

Dennis Kestel.....9337 6091

MUNDARING

Old Parkerville Primary School, Dura & Riley Rds,

Parkerville 2:00 to 4.00pm Wednesday

Brian Adams.....9295 4486

SWAN

Swan Senior Citizens Centre, The Avenue, Midland

2nd Tues. 7:30pm 1st, 3rd, 4th & 5th Tues. 1:30pm

Ian Moss.....9293 2519

WANDI

Wandi Community Hall, DeHaer Rd, Wandi

7:00pm 1st & 3rd Thursdays (Gen. Meeting & Demo)

8:00am - 12:00pm Tuesday (Hands On)

6:00pm - 9.30pm Tuesday (Hands On)

8:00am - 12:00pm Wednesday (Hands On)

12:00pm - 4:00pm Wednesday (Ladies Group)

Convenor: Barrie Knop.....0411 518 114

Deputy Convenor: Dave Munday.....0417 089 527

Vice Presidential Pronouncement

Here we go with another busy time in the Association. I don't know about you, but the months seem to fly past us.

Some interesting items have been planned for the Weekend Workshop competitions and we would encourage all Members to enter an item.

How many of you have started planning an entry for the Wood Show competition? There are some worthwhile prizes up for grabs, so get those lathes turning. The organisers were very impressed with our static display last year, and want this event to be an annual one.

Some other special events are to happen soon. Apart from Neil Scobie coming to the Woodshow, there will be a session with him on 1st August at Melville. Then hot on the tail of that one, in early in October, two visiting turners in Graeme Priddle from New Zealand, and Michael Hosaluk from Canada, will also coming to Melville.

There will be a need to hold a special general business meeting prior to our AGM this year to consider a small change to our constitution; more about this in the next newsletter. Nomination forms for our elections are available this month, so if you have a desire to serve on the Committee of Management then nominate by July 31st.

Some news on Viv Paust's progress. He is responding to the therapy that is being given to him and has regained some movement in his limbs. This is an encouragement to him and Verna as well. They realise it will be a fairly long pro-

gress back to some degree of mobility, but signs so far are encouraging.

That's about it for now.

Good turning.

John Gardiner - Vice President

Registrar's Ramblings

New Members

We would like to welcome to the Association, the following new members:

Pat Mason 1625 (Hon.) Mandurah
Marjorie Tills 1326 (Hon.) Mandurah
Dave Oldman 2585 Busselton
Don Callamo 2586 Busselton
Terrance Hunter 2587 Collie
Lynnette Hunter 2588A Collie
Joe Sheehy 2589 Melville
Raymond Bowman 2590 Swan
Jenifer Rechter 2145A Melville
Douglas Coffey 2591 Collie
Shane Gavlik 2592 Avon
Jennifer Furness 2593 Manjimup
Douglas Gordon 1738 (re-reg) Manjimup
Wayne Retzlaff 2594 Collie

Peter Povey Membership Registrar

President & Secretary's Travel Diary

On our journey around Australia we have now reached Hervey Bay, and are still heading north. The weather has been very kind to us and we have avoided all the floods and heavy rains.

We have visited a number of Wood Galleries; the standard of work has been excellent and included work from Jack

DeVos and Rob Jones. The Galleries have diversified into laser produced items for the tourist market, which was a little disappointing, but they have to pay their bills.

What was really disappointing was the standard of work in the information centres, craft shops and markets. Poor tool work, finish, and bottoms of bowls not finished off. I think the standard of work in WAWA is vastly superior to the rank and file turners in the east, and we definitely have turners in our Association producing "Gallery Standard" work.

The highlight of our trip so far has been our visit to the Ipswich Woodworkers Club. I am sure that you will all remember the terrible Brisbane floods from last year. The Ipswich Club was flooded out and lost their library amongst other things. At the time we were culling our own library, and we sent a couple of hundred magazines to get them started again. They were thrilled to see us, and made us most welcome and sent their thanks to the Association for our gift. They have a good variety of machinery and a group of very enthusiastic members, and are very active in the public arena.

Included is a photograph of their workshop which is a two story building. Their



workshop is on the ground floor. The flood water was 2 metres deep on the FIRST FLOOR!!! – about 6/7 metres altogether. Twenty four electric motors were submerged, and have been rebuilt by one of their members. Despite their misfortune they're so positive for the future.

Our best wishes to you all and happy turning.

Alan & Sheila

Weekend Workshop Observations

**COLLIE GROUP
17th MARCH 2012**

The Collie weekend workshop was held in the Margarett Wilson centre in the Collie Town Centre, with over 80 in attendance.



The first demonstration was by Joe Clark on segmented turning, with two designs quite different in appearance. One was more of a conventional bud vase shape with a straight body and bulb base. The other was a tapered design.

The second demo was Don Clarke on offset turning firstly between centres. Working in a number of steps, Don shaped the whole of the body by moving from one centre point to a different one on the other end.

On the next piece Don used his special concentric chuck with movable weights to counter balance the off set distribution of weight. This chuck has the ability to revolve the timber piece around it's own axis, so there is no need to physically reposition the piece as per between centres. During this process the tailstock was still used to support the turning.



**Collie
Workshop**



WOODTURNING PROJECT PARTS
The B-Y in project parts from Box, Clock, Cutlery
to Spinning Tops and Yoyo
Telephone 9330 8383
MAYAMA GEMS
2/41 McCOY STREET MYAREE 6154

The next part of the demo, involved using a "ball" attachment that allows multi adjustment of both centres and angles, to produce a multiple of designs. An adaptor fitted to the ball will allow a screw chuck or conventional chuck to be fitted to the off-set chuck. Don turned a goblet with multiple off-set portions on the shaft, which he maintains allows you to grip the goblet better, drink more and not spill a drop.

After lunch John Gardiner presented the President's Forum and commended the Collie Group for an excellent workshop.

Charlie Broadbent was next on the stage with a demonstration of a Potpourri bowl using carving and/or turning procedures to produce a lid. His selection was a piece of Jacaranda. He demonstrated several turning tools to make the shape of the bowl and hollow out the centre.

Next step was to prepare a thinner piece of wood with a spigot and mount the piece in the jaws of the chuck. Charlie then turned a sized step to fit inside the neck of the bowl, hollowed out the centre to a desired shape. He then reverse chucked the lid and turned the outside to finish with a thickness of about 2mm, which he considered was right for carving. This meant it was ready for a design on the lid. Firstly Charlie marked some guide lines in pencil around the face of the lid for use with the depth of the design, then used the lathe index to divide between these first guide lines. This should produce a grid effect so that further lines can be drawn to create a design. He then used a Dremel to cut out segments of the design, followed by sanding, sealing and polishing.

A talk followed, by John Imrie, on the selecting, cutting and preparing timber. He said that quarter sawn timber was

best for our use as it is more stable than other methods of cutting. Some examples of cuts were marked on a small log and handed out to the audience. John's comment was to avoid cutting timber in summer time as it would probably degrade more quickly. Winter is best. Stack the timber and separate with spacers to allow air movement, and then cover with plastic with some small holes, to allow ventilation. Another method was to use saw dust as a covering. Charlie Broadbent also contributed with some helpful hints to support John.

MELVILLE GROUP 21st APRIL 2012

The workshop was held in the Melville Recreation Centre. Members were most impressed, particularly with the two large TV screens positioned on the wall behind the demonstration lathe. MC Brian Fowlie explained that the theme of the day would be a dedication to the late Ken Rex.

Ever wondered what is a six point strophedron? Well, George Walker knows, as he has made several of them, and was to demonstrate this skill to the audience. George has an engineering background which is reflected in the accuracy of his work, the complicated maths involved and the quality of the equipment and jigs he has produced. George passed around examples of his work together with a copy of David Springett's book "Woodturning Full Circle" which provided him with inspiration. George had constructed a Cole Jaw piece of equipment, with a circular centre mounted in a chuck. To this he fastened a jarrah ring and turned first one side then reversing to cut the other so as to obtain an accurate equilateral triangle shape. George then made the smaller

circle in a similar manner, but using specially turned pin jaws mounted in the chuck. After separating the glue paper joints and sanding he had four half circles, two large and two small. Using a special drilling jig he had made, George fitted the studs and screwed the strephohedron together.

After morning tea Acting President John Gardiner conducted Presidents Forum, announcing the passing of Irene Worth of Manjimup, and from all WAWA members, expressed deepest sympathy and condolences to her husband Harold, family and friends.

George Walker and Norm Gratte delivered a sincere and very emotional remembrance to the late Ken Rex, emphasizing his qualities as a person and his skills at a variety of crafts.

Kevin Inkster gave a very informative demonstration and entertaining talk about his Arbortech products which were displayed and members were invited to test run. The equipment is listed at their web site www.arbortech.com.au. Those

who attended were given a booklet filled with information. With the tools cutting easily and smoothly through the wood, Ken brought with him it was a very powerful demonstration.

After lunch and the drawing of the raffle the next demonstrator was Norm Gratte making Salt and Pepper shakers in the form of nuts and bolts. He began by passing around two examples of his work. The first move was to make the six sided head of the bolt, which Norm did by fitting a frame of rails above the bed of the lathe and fastening a router to the rails. He then used the indexing facility of the lathe cut the six sides of the blank. Norm then drilled out the centre with a router bit to a depth of approximately 85 mm, using a specially made bit which had a rounded bottom. After cutting a 4mm deep flange, he mounted the bolt on pin jaws so as to cut the thread. After rounding over the end, Norm then drilled the holes for salt and pepper. Norm explained that the original idea came from Ken Rex (who would have been proud of Norm's presentation).



Joe Hegney was next to demonstrate the making of two wall brackets with fluting. They were made as one piece then split to form two units. As usual Joe had planned well with diagrams and templates, and he passed round various examples of different types of fluting , grooves etc.

Joe showed a blank with paper join for the stem, and a circular shape with paper join across the diameter for the platform. He then roughed down the stem and shaped as per drawing and template. Joe then set up the router and cut the flutes, showing various set ups to obtain different results.

After completing the stem he separated the join to make the pieces. To make the platform, Joe fastened a blank with hot melt glue, to an MDF base, with the tail-stock as support. Joe shaped the platform, and split two sections. He then cut the recess for the stem and fitted them together. Joe also took the opportunity to show the method of how to hang the unit.

A well planned and executed demonstration with considerable tips and information.

Melville provided an excellent workshop which was very well attended, and enjoyed by all.

Peter Pickering - Roving Reporter

Competition Items - 2012

Please refer to back page

Competition Categories & Judging

Members often query as to which category they should enter their items. The following is the current WAWA ruling:

Members will move from Novice to Intermediate after attaining 3 first places, 4 years membership, or 15 to 20 WAWA competition places.

Intermediate will move to advanced level after attaining 3 firsts or 15 places in the WAWA competition.

Advanced members who achieve between 15 and 20 firsts in WAWA competitions will be accredited as a Master Turner.

When competition items are judged, points are allocated as follows:

Turning (30 points): Cleanliness of cut, sharpness of corners, roundness of beads and coves, continuity of line, change of continuity marked by a clear change in design, and finish of the base.

Finish (20 points): Surface preparation prior to application of the finish. No brush marks or "orange peel" of spray. Free from dust and foreign particles. Smooth feel with no sign of runs, etc.

Originality, Creativity & Design (20 points): Line, balance, form, function, colour and texture. Aesthetic appeal and pleasantness to the eye.

Difficulty (20 points): Based on the previous experience of the judging committee, where they consider the difficulty in handling, chucking and turning.

Choice of Timber (10 points): Colour, grain, use of knots and unusual features. Does the timber clearly suit the design and/or function of the object?

Competition Results

19th March - Collie Walking Stick with Handle

Novice

- 1st Gerry Doyle
- 2nd Domanic Italiano
- 3rd Colin Smith
- 4th Barrie Knop

Intermediate

- 1st John Gardiner
- 2nd David Rechter
- 3rd Robbie Norton

Advanced

- 1st Charlie Broadbent
- 2nd Andy Hill
- 3rd George Kieliger
- 4th Barry Cobb

Most Popular

- 1st Gerry Doyle
- 2nd Colin Smith
- 3rd Andy Hill
- 4th George Kieliger

Open

- 1st John Gardiner
- 2nd Gerry Doyle
- 3rd Charlie Broadbent
- 4th David Rechter

21st April - Melville Mortar & Pestle

Novice

- 1st Nat Goh
- 2nd Mike Phillips
- 3rd Robin Spence
- 4th Ray Robertson

Intermediate

- 1st Robbie Norton
- 2nd David Rechter
- 3rd Owen O'Neill
- 4th Bernie Dixon

Advanced

- 1st Frank Evans
- 2nd Milton Rundle
- 3rd Barry Cobb
- 4th Rudy Goh

Most Popular

- 1st Barry Cobb
- 2nd Robin Spence
- 3rd Frank Evans
- 4th Bruce Jackson

Open

- 1st Mike Phillips
- 2nd Robbie Norton
- 3rd Nat Goh
- 4th Frank Evans

Bruce Jackson

Competition Co-ordinator

News From The Groups

Bunbury Bites

Tues March 27th - A highlight for this club was the hosting of international wood-turner "Eli Avisera" at the Dardanup Hall. We owe a debt of gratitude to the late Gordon Ward for his contact with Eli and to W.A.W.A. for making it happen. There was a good rollup of turners from various clubs and a bountiful day was had by all. Eli is an extremely personable presenter with extreme skill, and he taught a lot of old dogs some new tricks, with his double bevelled gouges and convex sharpened skew chisels. The only loser might be our resident sand paper seller.

Wed April 4th - Our competition item of a mortar & pestle.

1st - Kevan Hunt - Jarrah with inlay – Beautiful and practical.

2nd – Lyn Poli – Jam Wood – Small for herbs and spices.

Peter Hill brought in a selection of his bowls in various woods for show and tell – very classy. We did a lot of socialising this night.

Sat April 14th – Club members put on a display of woodturning at the Bunbury Agricultural and Horse Show. Members of the public voted on the best turned items and spectacular show of rib and rosettes were presented to a couple of our winning members, one of whom is known as Bob.

Tues April 17th – Hands on day at Meryl and Kevan Hunts classy indoor/outdoor venue, with 12 members and 5 lathes working. A great day and good fellowship, with “Subway” nearby, great lunches were available.

April 18th – Our regular meet and while we had cups of tea and cake, Jim Cunniffe gave us a master class of deep ves-

sel hollowing, with his shop-made articulated hollower, equipped with laser-light for determining wall thickness. A great advance on the old “white knuckle” days, with the chisel overhanging the banjo, with the threat of wrecking everything.

May 2nd Competition item of Potpourri container.

1st – Lyn Poli – Bowl of several timbers, topped off with a hand carved lid. Lyn is really extending herself.

2nd – Peter Hill – Turned banksia nut with sheoak base and lid. Beautifully put together.

Jim Cunniffe showed how he cheats by hollowing out his tall vases from the bottom and then disguises the fact with cunning methods. Some people should be drummed out of W.A.W.A.

Phillis and Roald Smith finished off their rolling pins that they started at Kevan Hunt’s hands on day and good jobs too. Phillis has promised the club a never

CARBA-TEC®

TOOLS FOR WOOD

151 Balcatta Road, Balcatta WA. Phone (08) 9345 4522. Fax (08) 9240 1014

Visit us online: www.carbatecwa.com.au

ending supply of apple pies from now on.
(Onya Phillis)

Our resident O.A.P. was escorted from the building for trying to give the club a lecture on "Quantum Physics" and was only allowed back when he promised to give the members a black board explanation of "clamshell" turned jewellery boxes out of limb wood, to take advantage of any heartwood. He gave to members several pieces of partly turned for them to finish. I hope they know what to do, as I haven't a clue.

Yours *Gee Pee*

Busselton Bits

Busselton has a new scribe who will do his best to make the contributions from the group as interesting as possible.

At our demonstration night Wednesday 25th April, Alan Wilkins presented "Something different". In the twenty plus years that Alan has been involved in woodturning he says that he has never come across anyone that makes kaleidoscopes. Alan himself made one years ago but decided that he would like to make another, using a combination of copper tubing and wood. Like all good turners, Alan drew up a plan for his project, having in view, the possibility of incorporating an internal rotating ring to facilitate the ever changing patterns that we are all familiar with. Alan then set to work on the project, only to find that his planned internal rotating ring would not work!

Thus began a campaign to find a solution. This campaign was to last a number of months with several different prototypes being tried and although some of

the spindle turning produced by Alan was of excellent quality, nothing provided the answer. There were several hours spent trawling the internet, fabricating different spacers and washers and many sleepless periods pondering a solution. Eventually a compromise was reached and the photograph below shows a handsome and well made unit. Although Alan said he would have liked the finished product to be less "bulky"; we all thought of it as great work and a real achievement. Alan has travelled to Broome for his annual winter getaway, so perhaps in between fishing and taking in the sun, he will come up with the elusive internal ring solution.



Saturday 28th April saw a number of novice wood turners within the group, under the guidance of President Charles Broadbent attempt to build a mantle clock.

There were varying results attained and although no-one actually completed the project, everyone went away with a new store of knowledge. Of particular interest, was the method used to produce the "barley twist". The preparation of the clock kits, the setting up of the equipment at the shed and the overall organization of the day must demand a vote of thanks to Charles from all those who participated.

The Skew

Collie Calling

First of all the Collie members would like to express our sincere condolences to Doug Gulvin at the passing away of his wife Jenny. Our thoughts are with you and your family Doug.

Collie Woodturners were invited to Manjimup on the 2nd May, unfortunately only 7 members were able to go on the day; it seemed to be a medical and specialist day. However the seven members that did attend had a great day with our Manjimup colleagues, not to mention a great hot soup lunch. All lathes were working, and it was a hive of activity. The Manjimup club is very well set up, with all the equipment that is required. You couldn't wish for more.

We have three new members to welcome to the fold, Terry Hunter, Doug Coffey, and Wayne Retzlaff.

Collie's Griffin Festival of Arts has been moved forward this year to start on the 8th September, for a week. If you are in the vicinity of Collie it is well worth a look. It is being held at the PCYC Margaretta Wilson building opposite Coles, and opens 10am -5pm daily. Categories for Woodturners are as follows:

- Any turned wood article
- Turned hollow vessels
- Turned bowls and platters
- Wood in art form - turned or otherwise.

The reconstruction of the historic Collie railway footbridge has been the subject of much litigation and has dragged on for years, but now a local contractor has won the contract to complete the controversial bridge, lets hope there is no more problems afoot.

Donnybrooks Apple Festival of Arts competition, three dimensional classification,

was won by Ken Hands of Collie Woodturners, with his carving of a jarrah manta ray. The festival is in April and is well worth a visit for that alone next year.

Ken Hands

Deputy Convenor.

Gosnells Gossip

The formal program of group competition projects has been very successful with high participation levels. The monthly demonstrations of items for the WAWA competition has also been very successful, as measured by the number of entries and successful results of Gosnells members.

7th March. Commencement of the cheese board project.

14th March. Work continues on the cheese board.

21st March. Judging of the cheese board with Peter Povey awarded top marks.

28th March. Demonstration by Derek Beer of a potpourri with a wood lid. Derek commenced by showing a completed unit and diagram. He made the lid first with a blank that had the ventilation holes pre-drilled, shaping the inside first then fitted to a jam chuck to shape the outside. The body of the bowl was next. Derek shaped the outside and the bottom before sanding and finishing. He then hollowed out the body using it as a jam chuck to finish the lid, including turning a handle. Derek then finished the body and passed round the finished work, thus giving inspiration for the Mandurah workshop.

4th April. Commencement of the Norm

Gratte golf ball style clock, demonstrated at the Bunbury Workshop and printed in the January magazine. John Gardiner showed two clocks that he had made, including the jig used to insert the clock at the correct angle. Peter Manchee showed a platter he had made at the Eli master class.

11th April. Work on the clock. George Kieliger showed his prize winning walking stick from Collie, plus two others. He presented one to Derek Beer, in appreciation for the straight jarrah that that Derek had gave him to make the stick.

18th April. Work on the clock

25th April. Chris Davis demonstrated the bedside lamp required for the Joondalup/Wanneroo competition. Chris had previously made two bedside lamps, and explained that the more complicated one was too detailed to make in the time available and therefore he would make the plainer item for the purpose of methodology. Chris placed the completed lamp on the end of the lathe to provide a visual aid of that which he was turning. With the blank held in spindle mode, Chris bored a hole through the center of the blank. He then shaped the stem according to his diagram, cutting from the top to the bottom, and finishing as he progressed downwards. He then cut a tenon to fit the base, before parting off the stem. With a pre-drilled blank for the base held in expansion mode, Chris cut the recess for the tenon and shaped the base. After cleaning up, Chris fitted the stem to the base, which was a perfect fit.

2nd May. Stuart Heinrich showed a jarrah log approximately one metre long, cut in half and hollowed out. This was mounted on a crown shaped turning. The whole assembly stood on a mirror to reflect the beauty of the wood. Stuart

also gave the group a box of animal stencils, which are useful for toy making. George Kieliger showed a bowl made of Brown Salwood and gave a short talk about the wood. Peter Manchee showed a bowl that he had found damaged in the reject box, and then restored it to a quality piece.

9th May. Chris Smith showed a gallery quality hollow form piece, coloured with food dye to bring out the beauty of the wood. It was decorated with gold inlay and finished with matte wipe on poly. Peter Price showed a lidded bowl. The lid fit was perfect, as was the Shellawax gloss finish.

Peter Pickering

Manjimup Matters

It is with much sadness that this contribution to the newsletter reports the passing of Irene Worth. Irene had been fighting the insidious disease mesothelioma for 10 months and lost her battle on the 17th April 2012. Irene was a long serving member of our group, and although she did not get involved in turning, was an integral part of the day to day running of our club. She was always there looking out for any way to improve the group and its facilities. Our sympathy goes out to Harold and his family.

For the second year we were invited to participate in the small farm field day in Balingup. We must have done something right the first time. This year nine of our group had an early start on a rather cool morning, setting up our display of items for sale and a lathe in quite a prominent position within the grounds. After a slow start the crowds built up and

our small team provided an interesting variety of turning. The finished products were given to the children, and even the waste wood in the chuck was sought after. Interest was also shown in joining our group, so we may see our numbers increasing in the weeks ahead. Our shop did very well compare to the previous year, and 16 members had sales on the day, which we think is a great effort for such a small group.

The Collie Group payed us a return visit on 2nd May, and we were provided with a superb lunch put on by Dianne, Pat, Yvonne and Helen. The day gave us an opportunity to share experiences, compare how each of our group operates within our community's, and some work on the lathes. David Butler was working on a hollow form urn, and under pressure from those watching to make it thinner, managed to make the inside diameter the same as the outside. He has however successfully completed the project on a similar piece of camphor laurel.

The McCays Expo was held on 10th May. It was to highlight power tools and associated equipment, so representatives from Perth were displaying their wares on the shop floor. Our group was asked to participate, and our central position with a lathe and a small example of our work, drew customers into the shop. A few of us took advantage of advertised specials, with Yvonne wasting no time in shopping, even before we had set up. Graeme bought Helen a cordless drill and set of woodworking jaws for Mother's Day.

"Life is too short, so kiss slowly, laugh insanely, love truly and forgive quickly"

Author Unknown

Graeme

Melville Mutterings

7th March – Newer member John Mitchell gave an introduction to the group's annual toy contribution for children of disadvantaged families, by showing his way of making models of World War 2 Spitfire aeroplanes. He has a number of jigs to assist and makes the items from scrap timber with very realistic results. A very well prepared and presented demonstration

12th March – Monthly "Hands On" day, with the project being to produce non-toppling dolls. I had to leave early, but noted the usual enthusiastic participation from the 43 members attending; a normal number of late and apparently final results, were commendable. Maybe this could be the forerunner for a project to make some roulette wheels, based on the similar lead slug principle. We shall await with bated breath for organizer Norm's announcement.

21st March - Joe Hegney gave a demonstration on turning spindles, beads, coves, tapered spindles, tools used and the different approaches available to turners undertaking these projects. Joe's presentation was in his usual quiet, methodical and detailed manner. A refresher to most members but, as usual, very well received.

28th March – A general interest day with a radical change of topic, being a presentation by Catelin Jayco from the RAC on "Safe Driving Practices" covering general driving techniques, vehicle design and technological development to assist safer driving, plus up to date rules on road use. Question time at the conclusion of the address resulted in quite a number of questions from members on various aspects of the rules – very interesting.

ELECTION OF OFFICE BEARERS 2012 – 2013

At the 2012 Annual General Meeting it will be necessary to elect a President and a minimum of five members to serve on the Committee of Management.

The election of Office Bearers of the Association will be held at the Annual General Meeting of the Association to be held on Saturday 22 September 2012.

The term of Office of the following members will expire at the Annual General Meeting.

PRESIDENT: Alan Roberts has served two terms as President and is not eligible for re-election.

COMMITTEE MEMBERS: John Gardiner, Peter Povey, George Sharpe and Ray York retire through the effluxion of time at the 2012 Annual General Meeting. Each is eligible for re-election.

ELECTED AT THE 2011 ANNUAL GENERAL MEETING: Following the drawing of lots Maurie Munroe was elected for a two year term and his term of office expires at the 2013 Annual General Meeting. Rudy Goh, Bruce Jackson and Noel Moyes for a one year term and their term of office expire at the 2012 Annual General Meeting. Each is eligible for re-election.

CASUAL VACANCY: Kevin Cheetham was, appointed to the Committee of Management during the year and his term of office expires at the 2012 Annual General Meeting and is eligible for re-election.

The following continue to hold office:

COMMITTEE MEMBERS: Derek Beer, Doug McDiarmid and David Rechter continue to hold office until the 2013 Annual General Meeting.

IMMEDIATE PAST PRESIDENT: Alan Roberts becomes Immediate Past President and will retain that position until the expiration of his successor's term of office

To summarise:

- The following continue to hold office: Alan Roberts, Derek Beer, Doug McDiarmid, Maurie Munro, and David Rechter.
- The term of office of the following expires at the 2012 Annual General Meeting John Gardiner, Rudy Goh, Bruce Jackson, Noel Moyes, Peter Povey, George Sharpe and Ray York.

OPENING OF NOMINATIONS

I hereby call nominations for the following vacancies:

President: For a one year term.

Committee Members: Minimum five vacancies each for a two-year term.

A valid nomination form must be signed by a proposer and a seconder and include the consent of the member to serve if elected. Please use the nomination form provided in this Newsletter and post or deliver to the Returning Officer no later than 5 PM on Saturday 30 June 2012. Email nomination forms will be accepted provided that they are properly signed. Immediately after the closing of nomination I will announce the results together with the procedure for conducting any ballot at the Annual General Meeting. This announcement will be published in the August/September issue of the Newsletter.

GEORGE HERRING Returning Officer, Woodturners Association of W.A. [Inc]
Unit 4, 20 High Street, Busselton WA 6280 Email: woodwrite@iinet.net.au

4th April – George Walker entertained us with his approach to making a rolling pin, with laminated sections inserted in the barrel of the item. Similar to a like item made by Brian Hall of Mandurah Group and featured in a recent issue of The Australian Woodworker. Brian was present at the meeting, and a general discussion on both members approach and techniques to completing the project, resulted.

11th March – Quarterly General Meeting day, running longer than usual with a number of items being discussed. It was also reported that an amount of \$1835 was raised by way of sales of members donated items in aid of the Margaret River bushfire appeal. The meeting was followed by a presentation by Bob Tucker on the “Golden Mean”; its history, background, application and method of calculation. It is interesting to learn that that its origin dates back to very early times

and relates to a broad spectrum of every day events. A DVD also detailed how it basically relates to the dimensions of human physical characteristics. Overall a very detailed and thought provoking topic

18th April – Monthly hands on day with Norm in control again. The project for the day was to produce a small lidded box along the lines of that demonstrated by Eli Avisera at is recent workshops. The usual enthusiastic participation from most in attendance, with commendable results achieved. This activity is becoming very popular. Laurie Green also demonstrated our recently acquired Canadian “One Way” sharpening jig, and which is being imported by a number of members.

2nd May – Presentation today was by Roy (Frankenstein?) Lundy on his way of making up various wax finishes, which he applies to turned items. Complete with a



vicmarc®
WOODTURNING LATHES CHUCKS AND ACCESSORIES

TORMEK®
Sharpening Innovation

Woodcut

Robert Sorby
SHEFFIELD ENGLAND

CARROLL'S
WOODCRAFT
SUPPLIES

Your one stop shop for all your woodcraft supplies

www.cws.au.com

66 Murradoc Road
Drysdale Victoria 3222
Phone: 03 5251 3874
Fax: 03 5251 3864
cws01@tpg.com.au

gas burner and a substantial number of bottled ingredients, in complete view of the passing members of the Melville Recreation Centre, it was surprising that we avoided a visit from the drug squad. However, seriously, it was a very enlightening session on how to prepare your own finishes to achieve results desired. Well done Roy!

70M108P

Swan Snippets

We are settled in our new premises, and soon will have a shed so we have access to all our equipment again.

At our March 13th evening meeting, Ian Moss demonstrated a Jacaranda mortar and pestle enhanced with inlay. There were two competitions. Results for walking sticks were:

Open: 1st Bruce Shephard, 2nd Brian Kirkby, 3rd Jim McDonnell, 4th Matt Koch.
Intermediate: 1st Bud Cooke, 2nd Alan Burton.

Results for children's nightlights were:

Open: 1st Jim McDonnell; 2nd Bruce Shephard, 3rd Matt Koch.

March 20th: Ted Stewart-Wynne showed the versatility of a tool known as the Decorating or Turning Elf; it is ideal for enhancing small turned items such as pens, box lids, toys etc. and also performs well on Sheoak and Jarrah.

March 27th: Graham Hall made a pine nutmeg grater, a particularly well-thought out demonstration for an unusual and useful item. However, it is understood that the mechanism for this is only obtainable from the UK. We welcomed a new member Ray Bowman and hope he

will be with us for a long time.

April 3rd: Jim McDonnell gave an entertaining and slick demonstration of an old-fashioned darning mushroom. He also made scarf pins, which are much in demand.

April 10th: Evening meeting – Noel Moyes demonstrated a Sheoak pomander, with a seemingly complicated lid design made to look easy under his expert hands. He also showed some gold lined bowls he had produced. The competition winners for mortar and pestle were:

Open: 1st Bruce Shephard, 2nd Brian Kirkby, 3rd Ian Moss.

Intermediate: Mike Howard, the only entry.

April 17th: Ian Moss showed two pre-turned large-rimmed textured bowls in Jarrah and Sheoak, painted and carved with dremels. He found Jarrah was easier to carve and texture than Sheoak, because the edges of Sheoak tended to splinter.

April 24th: There was a good turn-out for Ted Stewart-Wynn's demonstration of a sushi bowl in soft wood, which he spray painted red internally and gold on the outer. A lively discussion ensued on Sheoak and Casuarina.

May 1st: The late Gilly Stephenson's daughter Alice Platt was our guest speaker, with an edifying and helpful address on polishing for new and old timber. It was an easy-on-the-eye demonstration, and a change from the usual mature and occasionally craggy woodturning men. As all woodturners know, Gilly Stephenson's waxes and polishes are hand-made from beeswax and other natural ingredients, containing no silicone or toluene. A full range is stocked by Big Bubble.

May 8th (evening meeting): On the lighter side tonight, Bruce Shephard gave an illuminating demonstration on making a Sheoak lamp. A talking point was that Bruce glued the base on the stem before turning. Bruce's name always turns up as a competition prize winner, but it was the first time we had seen him action. Competition winner for a pomander with hand-fashioned top were:
Open: 1st Joe Clarke, 2nd Noel Moyes, 3rd Bruce Shephard;
Intermediate: 1st Graham Bell, 2nd Mike Howard, 3rd Alan Burton.

Tom Wainwright

Toodyay Tattles

Gooday from Toodyay

Well it has been busy in the country. Things are a bit dry, but it's that time of the year.

In mid April we received a visit from a number of people from Swan Club, who kindly came up and gave us a demonstration, of which Joe Clarke did most of the demonstrating. Thank you all for coming up to our club, people. This was followed by a barbecue lunch, and thank you to the ladies for providing salads and sweets

We have some interesting times here in Toodyay, with a couple of juniors joining the club. Great to have some young people show interest. Welcome to Shane and Rohan. Great to see you guys.

There has been a lot going on since we got our new Carba-tec Mini Lathe, and Bill Beswick and Terry Hood have built a new stand for our other Mini Lathe.

We also turned up a bowl from Jarrah burl. John Smart did most of the turning, with some help from others in the Club, which was used for a raffle prize at Moondyne festival. David Eyres donated a lidded bowl and Max Heath gave a pen.

We fronted up with a good crew to demonstrate at the Moondyne festival, which started with a threat of rain, but the day turned out well, although the crowd was down a little from last year. We had one request from a chap with an old Muzzle-loader, and he asked if someone could make a plug for his rifle. Bill Beswick undertook this project. The result of the raffle was a little disappointing, but considering that there was five to six other raffles going on around town, the result was probably reasonable. I don't think we will do a raffle again next year.

We were approached and asked if we would consider demonstrating at the Bindoon show, and so we will have to have a think about that.

Well that's about all from the Tattler for now.

The Tattler

Joondalup/Wanneroo Journal

On 16th April we received an interesting outline of Turnfest from Doug McDiarmid and Graham Turner. Sounds like a fantastic week. The demo for the meeting was me trying to interpret the competition item for May, which was "any item featuring the story of the wood". Sounds like something Viv dreamed up. Regarding

Viv, it is good to hear his operation was successful and he is on the improve.

The April competition was “any item with two or more spindles”. Kevin Bryant took first place with his ships wheel. Graeme Skews was second with a mounted clock, and I managed third with a flock of birds based on Eli Avisera’s spindle turning exercise. Mitch Brown deservedly took first in the novice division despite being the only entrant.

In May, Graeme gave us an entertaining demo on the techniques required to make a table lamp, which is our next comp and is also the comp item for the Joondalup-Wanneroo workshop in June.

A decision was made to run our competitions in three divisions as are the WAWA comps. This will reduce the gap between novice and advanced, and it is hoped that entries will increase. Problems regarding scoring when entry numbers are very low, will be sorted out in the next month or two.

The May competition was poorly supported. Perhaps my demo of what it was all about was inadequate. Graham Turner won with a large square edged shallow bowl or platter entitled “Cover to Cover” as it showed the tree from bark to bark with sap veins, borer holes etc all on display. Barry Cobb took second with “The good, the bad and the ugly”, a vase with three pieces of wood of decreasing quality.

Doug has initiated a series of hands on sessions aimed at novice turners. This will cater for the new turners who have joined the group in the last few months. The first session on tool sharpening was judged a great success by participants.

The month’s demo was an experiment with Viv talking while Andy McFadyen

turned. One of the funniest demos I have seen, with some dubious co-ordination between them. But it was still an informative demo. I have managed to make my first walking stick using (I think) their methodology.

A demonstrators course, organised and run by Viv with some assistance from Doug McDiarmid, was attended by a five of our members. We look forward to some new faces demonstrating at meetings over the coming months.

We all wish Viv a speedy recovery from the surgery he will have undergone before you get to read this newsletter.

Doug McDiarmid demonstrated copy turning of spindles at the March meeting with extensive use of the skew. I am looking forward to many spindly turnings in the April comp.

The March competition was a walking stick. The beginners division was won by Mitch Brown, followed by Brian Willis. The experienced division was won by Graeme Skews, with a stick made from plum. It has broad coves with the ridges burnt to look like bamboo. Andy H and Barry Cobb took out 2nd and 3rd.

All WAWA members, please note in your calendars, the June weekend workshop will be held on Saturday 23rd June, not on 16th as previously advertised.

Andy Hill

Mandurah Memo

As our convenor Tom Hardy has taken a break Frank Evans our Assistant Convenor is standing in for Tom in his absence. Frank is also coordinating the coming weekend Workshop for our group which

we hope will be a great success.

Our new members have just recently completed a course in woodturning conducted by our senior members. This was celebrated at a "Social Night" on 19th April, where we had a sit down spread of pizzas and Chinese cuisine. Certificates were also presented to the novices. This night was also special for another reason, being the presentation of Honorary Associate Member badges to wives of recently departed members John Mason and Jeff Tills. To close the evening we also had a quiz and reverse raffle.

Our next major event will be our workshop Saturday 26th May, which will be held at the Masonic Hall in Furnissdale, Mandurah. We hope to put on some good demonstrations and attract interest from all groups.

The group has held two Sausage Sizzles at Bunnings in Mandurah which were very successful.

Seven of our group attended the "**Turnfest 2012**" held at the Sea World Resort in Queensland and on return the workshops and master classes to be conducted by Eli Avisera.

The group will be conducting demonstrations at Bunnings in Mandurah on the 9th and 23rd June. On 2nd and 3rd June we are attending the Pinjarra Arts and Crafts Fair, with the hope of recruiting more new members at both locations.

The group was represented at the Mandurah Stretch Festival in May, where we demonstrated woodturning and sold some items of work. This serves to promote our group and hopefully acquire some new members.

At our hands on night of 3rd May we held a class in Folk Art, as applied to turned

items (bowls etc). This was conducted by Trish Ramsey, who enthralled many attendees at the Bunbury Workshop last year. The evening was attended by 15 members, and was considered a great success.

Finally, on Thursday 28th June, Jack DeVos will be demonstrating the turning of one of his seed pods.

John McQuade

NEIL SCOBIE WORKSHOP

Prior to the WA Woodshow, where Neil is the guest artist, he will be conducting a one day woodturning workshop.

When: Wednesday 1st August 2012

Where: Melville Recreation Centre,
cnr Canning Highway and Stock Road, Melville

Time: 8.30am to 4.30pm

Cost: \$25 (includes a light lunch & morning & afternoon tea or coffee)

Tickets are available from Brian Fowlie (phone 9310 3161)
Numbers will be limited, so early registration is recommended

PROGRAM

Session 1 8.30 to 10.15am

Making Inside Out Seed Pods

Turning and carving



Morning Tea 10.15 to 10.45am



Session 2 10.45am to 12.30pm

Making an Erosion Bowl

Turning and carving

Lunch 12.30 to 1.45pm



Session 3 1.45 to 3.00pm

Making a Turned and Carved Sculpture

Turning, carving and texturing



Afternoon Tea 3.00 to 3.15pm

Session 4 3.15 to 4.30pm

Making a Suspended Form

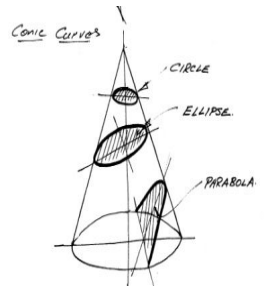
Turning, carving and laminating legs



The Technical Desk

Joseph P Hegney

TO DRAW AN ELLIPSE WITH A PIECE OF STRING

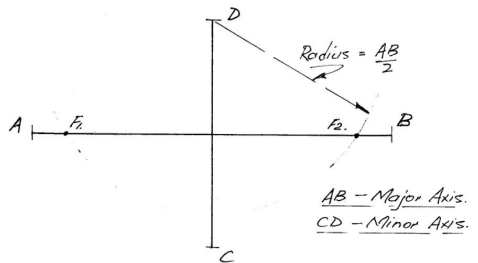


From time to time the question is asked- **how to generate an Ellipse in the Workshop.**


First up, what is an Ellipse? - *when a cone is cut at an angle to the base, an ellipse is formed.*

Or as a definition: *'an ellipse is the trace of all points of the plane whose distance to two fixed points (foci) add to the same constant'.*


In the workshop situation, the length and width of required shape is generally known, and the first step is to draw the two axis and find the two foci, as per the diagram.



The next stage is to take two pins placed at f1 & f2, and a piece of thread/string attached to both with a pencil inside the thread/string at D, then trace/draw the required ellipse.



The length of the thread actually equal the length of AB



There are other systems to draw an ellipse, the use of a trammel, intersecting arcs and lines, but the above is the most common in the workshop situation.

A Day with Eli Avisera

On 1st April, on his way home to Jerusalem after demonstrating at Turnfest 2012, we had the pleasure of witnessing the skills of Eli Avisera. As the day unfolded the members were convinced that it was an honour and a privilege to have this extremely talented, friendly and polite visitor to our Association.

Eli's first demonstration was a small ornamental bird. Using a skew to mark out, then the roughing gouge and making the finishing cuts with a skew, Eli completed a body and a rounded head. Most impressive was his accuracy and speed of work; his finish with the skew was comparable to what we can only strive for with considerable sanding. This short, quick display of skill set the pace for the day.

The next demonstration was small box from Sheoak, housing, a toothpick dispenser. After roughing to round and cutting a spigot on each end Eli then parted off the lid, drilled the body and shaping the lip. He mounted the lid blank in another chuck and then shaped, decorated



and coloured. Fitting the lid to the body he, decorated, sanded and finished the body and lid. Eli then made the plunger and turned the dowel, and then assembled the toothpick dispenser. Responding to calls to make a toothpick Eli was happy to oblige, laughing at calls to make another 60.

The third demonstration was a three part spinning top in jarrah, comprised of the

top, pull and a handle.

Eli first made the control handle with pre drilled stock, noting that the size and position of the holes are critical. The handle can be shaped and decorated as desired. The top was next, making the bottom first with a brass nail in the centre, and decorated as desired. The top of the item was burnt in decoration with a piece of formica. He then made a small handle and the fitting of the cord. After testing the unit was passed around.

Eli turned another top in sycamore as a colouring exercise. He explained that he got the idea of a spiral cutter after watching his mother using a cloth marking tool and adapted it to wood marking. A chatter tool was made from a piece of band-saw blade. He used these tools to cut a variety of patterns to which colour was applied. After cutting away the patterns he redid them several times. Eli then turned another top and decorated it with 2 spiral cuts, then a chatter pattern followed by another spiral pattern, which were coloured.

After lunch, Eli turned his hand to off-set spindle work, to produce a "lady" pen. Using pin jaws Eli turned to round and created an egg shape at the tailstock end this was to be the pivot ball for offset turning. The blank to this point, was fastened in the chuck and a 3mm hole drilled for the refill. The nib end was shaped as a women's leg, sanding and finishing as he progressed up the body. The foot was offset 10mm and free of the tailstock, her bottom was shaped, then offset 10mm in the opposite direction to



shape the bust and neck, bringing back to centre to shape the head. After parting off it was passed round with a previously made "man" pen.

The sixth item for the day was a square bowl, between 80 and 100mm square, and 20mm thick.

After carefully marking the centre of the blank, it was held between the flat of the jaws and the live centre and a spigot was cut. The wings were marked out with a template and cut with a bowl gouge, then hand sanded using a velcro block. The top was painted black and the sides numbered. After drying, side 1 was offset 3mm and 2 lines cut, this procedure was repeated for sides 2 3 & 4. A jam chuck was made so as to finish the bottom.

Eli's final work for the day produced a 200mm diameter platter, from a 50mm blank. With the blank mounted on a faceplate Eli took the opportunity to explain how to cope with end grain and side grain whilst cleaning up the edges.

After cutting a spigot for the base he explained how he planned to shape the bottom in a convex and concave shape with flowing lines so that the joins between the curves is indistinguishable. Eli then cut the curves demonstrating various tools to make the finishing cuts. After sanding and finishing which included power sanding, Eli removed the work from the faceplate and mounted it in a chuck. He then shaped the inside with a bowl gouge, leaving a raised area in the centre, which was then shaped down with a spindle gouge. The edge was cut with a knife and blackened with formica. Using a screwdriver sharpened to a V he cut grooves from the centre, opened up with a knife and blackened with formica.

At this stage Eli used the indexing system to mark out guide lines and after lacquering and sanding he planned the coloured mosaic that he intended to produce. Eli then showed examples of what can be achieved in producing a mosaic platter and hollow forms providing you have the skill, patience and imagination. He also showed many ways of achieving various results with a specially ground drill bit, plus different bits in power tools, to make patterns and used gold, silver and copper paints in different sequences.

At the conclusion of this exhausting but exhilarating day, Eli thanked WAWA for inviting him to demonstrate in Western Australia. In particular he thanked John Gardiner, George and Myrtle Sharpe and Bruce Jackson, saying that he felt like part of their family with their friendship and assistance that they extended to him during his stay. John Gardiner took the opportunity to present Eli with a WAWA badge, name badge and a short tool rest. David Rechter called for a special vote of thanks to John Gardiner, for the considerable effort he had expended to make Eli's visit a resounding success.

Peter Pickering - Roving Reporter



JOONDALUP / WANNEROO GROUP

WEEKEND WORKSHOP

SATURDAY 23rd JUNE 2012

NOTE NEW DATE

**Heathridge Leisure Centre
Sail Terrace, Heathridge**

- Convenor :** Charlie Totten
M C : Tony Collins
Safety Officer : Frank Visser
- Competition Item :** Bedside Lamp (no shade)
- Trade Supplier :** Timbecon - We welcome this long established supplier back to our weekend workshop
- Ladies :** A room will be available for your use for handicraft
Additionally Joondalup Shopping Centre is just 5km north.

JOONDALUP/WANNEROO GROUP acknowledge and thank Viv Paust for his part in the early stages of organising this workshop and wish him a speedy recovery.

- 7.45 am **Set up - All hands please**
- 8.30 am **Registration & Fellowship**
- 9.00 am **Welcome and Announcements**
- 9.15 am ***Laurie Green — Tungsten Carbide Tools***
- 10.00 am **Morning Tea - members please bring a plate**
Competition voting commences
- 10.30 am ***Kevin Luff – Dremmel – the Current, Expanded Range.***
Kevin has agreed to continue to discuss these tools into lunch
- 12.00 noon **LUNCH - Two 4" Subway rolls and a piece of fruit \$6.50**
Cans of cool drink \$1.00 each
- 1.00 pm **WAWA President's Forum - Competition voting closes**
- 1.20 pm ***Gordon Ratcliffe (Membership No 35) / Doug McDiarmid – Thread Cutting using Homemade Machine***
- 1.40 pm ***Jim Clark / Eric Walker – Hollowing Tool – latest version of this popular, locally manufactured tool, with a little extra.***
- 2.00 pm ***Tony Collins / Graham Skewes – Bowls and Lidded Boxes with a Difference***
- 3.00 pm **Afternoon Tea - members please bring a plate**
- 3.30 pm **Show and Tell, Raffle Draw and Competition Results**
- 4.00 pm **Pack up - Many hands make light work**

GOSNELLS GROUP
WEEKEND WORKSHOP
SATURDAY 21st JULY 2012
Wandi Hall
DeHaer Road, Wandi

Convenor : John Gardiner

M C : Peter Povey

Competition Item : Pair of Candle Sticks, matching in design

Timber for Sale - Raffle

Trade Supplies : P-Square Agencies

PROGRAM

8.00 am Set up – Many helpers please

8.30 am Registration & Fellowship

9.00 am *Demonstrations Begin – Five continuous demonstrations throughout the hall area & adjoining building.*

10.00 am Morning Tea - members please bring a plate
Competition voting commences

10.30 am *Demonstrations Resume*

12.00 noon Lunch - Two 4" Subway Rolls
Remember to cast your vote for the competition

1.00 pm WAWA President's Forum - Competition voting closes

1.10 pm *Demonstrations Resume*

3.00 pm Afternoon Tea

3.30 pm Show & Tell, Raffle Draw, Competition Results

4.00 pm Pack up - Your help would be appreciated

Diary Dates & For Sale

Weekend Workshops 2012

June 23rd Joondalup/Wanneroo
Bedside Lamp. No shade.

**NOTE CHANGE IN DATE FROM
PREVIOUS ADVICE**

July 21st Gosnells Pair of Candle
Sticks, matching in design.
Min. height 200mm,
Max. height 400mm.

August No WAWA workshop, but
members are encouraged to support
the Neil Scobie workshop being spon-
sored by the Melville Group, on
Wednesday 1st August
(contact Brian Fowlie for advanced
bookings - 9310 3161).

September 15th Wandi Gavel and
Striker Plate.

October 20th Swan Egg Timer

November 17th Busselton Hollow
turned Urn with Lid. Grecian urn
style. Max. height 300mm.

December Christmas Windup
Best Item for 2012
(unjudged by WAWA)

FOR SALE

DUST COLLECTOR

Sherwood Model YJL 230
750 watt motor
Accessories included

In good condition

\$100

Phone 9354 9464.

WAWA Shopping Centre Displays 2012

May 14th – 19th	Kingsway City Madeley
May 28th – 2nd June	Kardinya Shopping Centre
Aug. 3rd - 5th	WA. Wood Show/ Craft Fair
Aug. 27th - 1st Sept.	Centro Maddington
Sept.17th - 22nd	Phoenix Shopping Centre
Oct. 22nd - 27th	Southlands Shopping Centre
Nov. 5th – 10th	Melville Shopping Centre

The following people may be contacted
regarding Shopping Centre Displays:

Brian Fowlie	9310 3161
Neil Piper	9399 3723
Geoffrey Saw	9354 1562

WAWA Woodturning Competition & Exhibition

**A woodturning competition will again
be held at the Annual Woodshow,
(3rd, 4th & 5th August 2012)**

It will be an Open competition (any
shape, any design), with three classes
— Novice, Intermediate and Advanced.
Your class will be determined by your
entry level at Week End Workshops.

Each class will attract prizes of:

First Prize	\$200.00
Second Prize	\$100.00
Third Prize	\$ 50.00