


The Official Newsletter of the

THE WOODTURNERS

ASSOCIATION OF WESTERN AUSTRALIA INC



FROM THE PRESIDENTS WORKSHOP2	WANNEROO WORKING BEE6
WEEKEND CALENDAR FOR 20003	NEW GROUP6
WORKSHOP MEETING4	WAWA-GISTIG AT KALGOORLIE.....7
ROLLY MUNRO TOUR JAN. 20004	GROUP NEWS8-9
COMPETITION RESULTS5	ROYAL SHOW RESULTS9
CHRISTMAS TOYS5	PROFILE VAL PEREIRA10
WELCOME NEW MEMBERS6	SHAVINGS FROM THE COMMITTEE.....11

No:85

DEC.99/JAN.2000

If undelivered return to
Woodturners Association of W.A.
C/- 4 Highroyd Street
Menora WA 6050

Print Post Approved
PP643938/0039

**SURFACE
MAIL**

**POSTAGE
PAID
AUSTRALIA**

W.A.W.A. GROUPS MEETING TIMES, DATES, AND VENUES.

AVON VALLEY	4th Thursday, Wool Pavilion, Show Ground, Toodyay 7-30pm. 2nd & 4th Sundays 9am to 12 noon
BUNBURY	4th Wednesday night 7pm Cross Electrics, Blair St. 2nd Sunday 9-3 at Roy Harris, 18 Henley Dr,
BUSSELTON	2nd & 4th Wednesday 7pm Busselton High school .
CENTRAL/SOUTHERN	2nd & 4th Wednesday Brookton District High School.
COLLIE	Last Sunday in each month 9-15 to 4pm Various home work shops.
LIDDELOW HOMESTEAD	1st & 3rd Wednesdays 7pm. 2nd & 4th Wednesday (tuition) 7.30pm 1st Saturday (problem solving) 2pm. Every Thursday (demonstration & tuition) 8-30am – 11.30am
Cooper Ave, Kenwick	Every Second Tuesday 3pm Mandurah High School, Gibla St Mandurah.
MANDURAH	Check with Convenor for locations during school holidays.
MELVILLE	4th Thursday 7.15 Melville Recreation Centre, Cnr. Stock Rd. & Canning Highway. Melville Wednesday mornings 8am Melville Recreation Centre, Stock Rd. & Canning Highway
MIDVALE	2nd Tuesday 7pm. 4th Tuesday 1-30pm. The Woodworking Centre, 36 Farrell Rd Midvale.
MUNDARING	Every Friday 7pm Old Parkerville Primary School, Cnr. Dura Rd & Riley Rd. Parkerville.
NORTH OF RIVER	4th Tuesday 7pm. Also 1st & 3rd Fridays 9-12 (all work no meetings) Woodstock, 13 Cressall Rd, Balcatta.
WANDI	1st & 3rd Thursday 7pm. Wandi Community Hall, Lot 33 DeHaer Rd, Wandi
WANNEROO	2nd Wednesday 7pm Wanneroo High School, Design & Technology Dept.

FROM THE PRESIDENT'S WORKSHOP

I have just read my Newsletter (Yes from cover to cover) and I was very favourably impressed with the content and its presentation. It was very pleasing to see the write-up on the Toodyay Weekend and it took my mind back to the times when the late Keith Stout and, later Thora Smith wrote very informative reports on each weekend workshop. I do not know who did the latest one but thank you for it. I would like to think that someone would continue these reports, particularly there are so many member who are unable to attend the workshops. Many thanks to Nancy Launer for her works as Editor for the past year.

Jim McDonnell has now ceased to be membership secretary and we thank you, Jim, for a job well done. The task has now been taken over by Nancy Launer. Nancy's niece Judith Quinn has offered to be her assistant in this job. Thanks go to Judith for this.

The committee has, for some time, been considering the replacement of the President's Trophy which is awarded for the best item turned during the year. Alan France has agreed to prepare the new trophy, which we hope will be able to be presented at the coming Christmas function in December. Many thanks, Alan.

Those who were at the Annual General Meeting will have noticed that we now have a new Competition organiser in Alan France. Thankyou for stepping in to the job Alan, and sincere thanks to Viv Paust for a stirring job during his time as competition organiser.

At the Annual General Meeting there were insufficient nominations to fill the vacancies on the Management Committee. However, Brian Parker has now offered to fill the vacancy and we welcome him aboard. Our appreciation is extended to you Brian.

During September, Milton Rundle and I together with Beauchamp Paine (from the Carvers Guild) from Perth, with Max Rutherford from Bunbury and Nancy and Brian Launer from Busselton travelled to Manjimup, in response to a request from interested woodies in the area. We all addressed a meeting of interested people informing them of what we are about and the benefits of joining the Association. They formed a working party to work towards establishing a group there. We are now awaiting their report. It was very pleasing to see that sixty two of our members and about forty associates made the trip to Kalgoorlie for the combined WAWA-GSTIG weekend workshop. It was a very successful event and, although Kath and I had to return to Perth on the Sunday, we certainly did not regret making the trip. Those of us who travelled by train were very appreciative of several members who came to the Kalgoorlie station with their vehicles to transport us to our accommodation. It made me realise what a friendly association we have, and, I am sure this is the reason for our success. A wonderful effort by Brian Fowlie, Peter McGinty and Ian Kealley for the extremely well organised weekend workshop. (results of that workshop published else where). Thanks to Marie Lathwell for arranging our booking on the train. You all did a fantastic job.

A new group has been formed at Wanneroo, with Les Taylor as convenor. I attended the inaugural meeting with an attendance of thirteen members, some of whom were from North of the River group and there were three prospective members. We wish them well.

As this will be the last newsletter before Christmas, Kath and I wish you all a very happy Christmas and a prosperous New Year. Happy turning, Neil.

LETTER TO THE EDITOR

Congratulations to Nancy Launer on the way she has edited the Newsletter.

Returning home after our wanderings in Australia I was struck by the interesting lay out and all the nice little touches that liven up the information we members all need. Thanks a lot Nancy for a job well done!.

Richard Leggo.

Member 82.

FOR SALE

1. Outboard turning and sanding equipment. Ideally suited to a Woodfast or Tough Lathe. Six inch swing.
2. Tailstock unit with spindle and camlock. This equipment can be adapted to most lathes or used to build your own.

Price:- \$200. or O.N.O. the lot.

Contact John Mercer PH (08) 9593 4252 any time.

**ONE DAY WORK SHOP MEETING
SATURDAY DECEMBER 11th. 1999**

VENUE: Kalamunda Agricultural Hall, Canning Road,
Kalamunda.

The weekend co-ordinating Committee welcomes members, spouses and visitors to a day of fun, fellowship, Annual Prize giving and mini-competition.

CONVENOR: Malcolm Munro
MC: Gerald Young
HOSTS: Les Small, Brian Parker
HOSTESS: Eve Small
SAFETY ADVISER: Mick Hanlon
TRADE SUPPLIER: The Woodworking Centre
SHOW & TELL MODERATOR: Jim McDonnell
MINI-COMPETITION ORGANISER: Gerald Young
YOUR YEARS "BEST" FAILURE: Robert Jones
COMPETITION ITEM ORGANISER: Alan France
"Best Item Turned" by you for 1999 (Five Categories).
DISPLAY of TURNED WORK: Robert Jones
GUESS the WOOD COMPETITION:
LADIES: Ladies please bring some of your craft for display.
See Shirley Munro

PROGRAMME

09.00 Unload wagon. Set up lathes.
09.00 Registration, welcome and announce
09.00 Mini-Competition commences. Lace Bobbins & Honey Dippers.
10.00 Morning Tea. Members please bring a plate of goodies.
COMPETITION ENTRIES CLOSE. VOTING BEGINS.
10.30 Mini-competition continues.
12.30 LUNCHEON SERVED: Pork/Beef. Potatoes, Pumpkin, Corn, Peas, Carrots and Cauliflower. COST PER SERVE: \$6.50
Tea and Coffee available.
01.30 DEMONSTRATION: Bob Webb - "Something Round from something Square"
02.15 DEMONSTRATION: Roy Lundy: - "Picture frames off the Lathe"
03.00 AFTERNOON TEA.
03.30 PRESIDENT'S FORUM.
SHOW & TELL, MONUMENTAL FAILURES, DISPLAY of TURNED WORK, GUESS THE WOOD.
AGGREGATE POINTS FOR 1999 AWARDS & PRIZES (Five categories)
COMPETITION - BEST ITEM TURNED IN 1999 - AWARDS & PRIZES (Five categories)
ALL HANDS: All hands to clean up, load wagon and lathes.
PLEASE BRING SOME ITEMS FOR SHOW & TELL, DISPLAY & FAILURES.



**WEEKEND WORKSHOP
CALENDAR FOR THE YEAR 2000**

DATE	GROUP	VENUE
JAN 15/16	MIDVALE	KALAMUNDA
FEB 19/20	BUNBURY	BUNBURY SOCCER DROME
MAR 18/19	MELVILLE	LOFTUS ST
APR 15/16	SUB-COM	ALBANY TAFE
MAY 20/21	MANDURAH	MANDURAH SHC
JUNE 17/18	LIDDELOW	L/H KENWICK
JULY 15/16	NTH of RIVER	BEAURMARIS SPORTING ASSOC
AUG 19/20	AVON VALLEY	TOODYAY TOWN HALL
SEPT 16/17 AGM	WANDI	WANDI COM HALL
OCT 21/22	C/SOUTHERN	BROOKTON
NOV 18/19	BUSSELTON	BSN SHOW GROUNDS
DEC 10	?	?

PLEASE NOTE

North of River Group Convenor Bob Webb. Ph 9300 6657
Deputy Kevin Bryant. Ph 9447 2205.
Sec/Treasurer Lach Christie

NICK COOK VISIT TO BUNBURY

I would like to thank all those involved in bringing Nick Cook to Bunbury for his very enjoyable demonstration. As a new turner I found him very easy to follow and very thorough. By morning tea Nick had already demonstrated a Honey Dipper, Garden Dibbler and a Baby's Rattle. He complained that we did not ask enough questions, but I found that he answered any questions I had, while doing his demo. I not only learnt a lot about turning but I found his ideas very interesting. The whole day was very good value for money and I went home inspired. Thankyou. Toni Wilson. Mem No 1703.

Opinions expressed in this Newsletter are not necessarily those of the editor or the Committee of The Woodturners Association of WA (INC)

"NEW MILLENIUM"
WAWA WEEKEND WORK SHOP MEETING
JANUARY 15th/16th 2000

KALAMUNDA AGRICULTURAL HALL, CANNING ROAD
KALAMUNDA

The Midvale Group welcomes all Members, Partners and Friends.

CONVENOR: (Acting) Don Duck
M.C.: Don Duck
HOSTS: Clem Stewart, Joe Vogel
SAFETY ADVISER: Mick Hanlon
TRADE SUPPLIER: Mayama Gems
COMPETITION ITEM: Picture or Mirror Frame turned or at least featuring turning

SATURDAY PROGRAMME

08.00 Unload trailers and set up
08.30 Registration and fellowship
09.00 Welcome and Announcements

09.10 A COLLABORATIVE PROJECT to 12.00 noon
between Visiting N.Z. Turner Rolly Munro, Jack DeVos
and Gordon Ward. Should be good !!!!!!! Don't miss it.

10.00 COMPETITION VOTING COMMENCES
Morning tea. Members a plate of goodies please.
12.00 LUNCH: **Sausage Sizzle**

ALTERNATIVE PROGRAMME: T.B.A.

01.00 THE BIG THREE CONTINUE WITH THEIR PROJECT

03.00 AFTERNOON TEA **VOTING CLOSES**
04.15 PRESIDENT'S FORUM, COMPETITION RESULTS,
SHOW AND TELL.

SUNDAY PROGRAMME

09.00 GORDON WARD: Natural edged Vase
10.00 MORNING TEA

10.30 ROLLY MUNRO: Deep Hollowing

12.00 LUNCH: B.Y.O.

01.00 ROLLY MUNRO: Surface texturing, carving etc.

02.30 FINISH— CLEAN UP—ALL HANDS PLEASE.

Roll up and make this a great start to our Millenium Year and to see **THE ROLLY MUNRO** of New Zealand demonstrate his skills.

ROLLY MUNRO TOUR
JANUARY 2000

Preparations are well under way for Rolly Munro's workshop tour of W.A. in January.

The response from our members seems to be very positive, with several workshops already booked. We have endeavoured to keep costs to a minimum, one by getting Rolly to do these workshops, at a very competitive rate. Two by obtaining sponsorship for his visit to cover the air fare cost and other incidental costs which may be incurred. I would like to thank Arbortech, for substantial support, by supplying tools which we can raffle at workshops. The first being at Kalgoorlie where two prizes were offered. A total of \$324 was raised. Two future raffles will be held at Wandi and Kalamunda. (be in it to make a great Christmas Gift)

I would also like to thank Nick Cook, our recent visiting turner from the U.S.A. for his donation of all pieces he made at his demos. These were auctioned and raised \$260. Due to the generosity of the people involved, including Rolly who normally charges a higher fee than the one we are being charged, we have managed to keep costs to a minimum. It was decided to ask our "groups" to organise their own workshops, to avoid the costs of hiring a large venue, to get the groups involved in the organisation of their own event, this can be tailored to members in the same area. With the response so far, this idea seems to be working very well. I would like to thank you for your support in this venture, I am sure that with your help Rolly's tour will be a great success. Your convenors should have all dates, times & costs.
Rob Jones, Vice President.

COMPETITION RESULTS

SEPTEMBER:

“BOWL or VESSEL made from three or more timbers.”

There is no doubt that the standard of turning has steadily improved over the years, and once again this was seen in the competition articles presented this month. All entries were carefully done and those to “catch the eye” included a flask executed with precision from Dan Kilgallon and a small handled ewer produced by Eric Walker.

Results	FIRST	SECOND	THIRD
NOVICE:	Len Freeman	Tom Mazey	Bob Todd
INTERMEDIATE:	Dan Kilgallon	Dave Hoggins	Don Clarke
MASTERS:	Eric Walker	Bob Nichols	Alan Smith
POPULAR VOTE:	Eric Walker	Dan Kilgallon	Bob Nichols

OCTOBER: “ITEM to fit in to a 150 mm cube”

Only a total of eleven entries, however an interesting display of solutions to the problem presented to competitors ranging from a clever teddy bear to lidded boxes. I would like to give special mention to Toni Wilson for her intricate treasure chest; Dan Kilgallon’s skilful cup and saucer; Alan Smith’s spherical candle holder which had many puzzled and Bob Nichols impossible cubes within cubes.

Results	FIRST	SECOND	THIRD
BEGINNERS:	Mick Hanlon	-	-
NOVICE:	Toni Wilson	Tom Mazey	Max Rutherford
INTERMEDIATE:	Dan Kilgallon	Dave Hodgins	Frank Evans
MASTERS:	Bob Nichols	Alan Smith	Gordon Ward
POPULAR VOTE:	Bob Nichols	Toni Wilson	Alan Smith

WELL DONE TO ALL ENTRANTS.

Alan France. Competition Co-Ordinator.

COMPETITION ITEMS

FEB. 2000 to JAN. 2001

2000.

- Feb. Magazine Rack. To show approx 80% turning.
- Mar. Specimen Vase in two timbers. Minimum height 200mm. (Two matching vases for Masters category).
- Apr. Bowl. Must be from unseasoned timber (green) at time of turning. The natural effects when drying could be a feature.
- May. Mug Tree. To hold a minimum of four mugs.
- Jun. Honey Pot. With spoon or dipper.
- Jul. Candlestick. Specifications in a later issue of the newsletter.
- Aug. Stand for an indoor plant. Minimum height 400mm.
- Sept. Lidded Box. Featuring some inlay.
- Oct. Clock. Mantel or free standing not hanging.
- Nov. Pull-along-Toy. Any timber but not painted.
- Dec. Best Article you have turned in 2000.
- 2001.
- Jan. Platter. To be laminated or inlaid (or both).

Thanks to those who put forward ideas for this competition list and the many contributors who entered items for 1999.

Alan France.
Competition Co-Ordinator.

TO CONTINUE TO RECEIVE YOUR NEWSLETTER AFTER THIS CURRENT ONE YOU:

MUST RENEW YOUR SUBSCRIPTION BEFORE

DECEMBER 31st 1999

Renewal forms in your previous newsletter No 84 FEE \$24.

Next newsletter for Publication is February 1st 2000

Deadline for copy is January 1st 2000

Editor: Nancy Launer, Unit 7 Bsn Gds, Court Street, Busselton .
WA. 6280. Phone/Fax (08) 9752 3998.

A big thank you to all groups and individuals who have helped to make up this Newsletter. Please keep up the good work. Editor.

THE COMMITTEE OF THE WOODTURNERS ASSOCIATION JOINS ME IN WISHING ALL MEMBERS AND THEIR FAMILIES A VERY HAPPY CHRISTMAS AND ALL THE BEST FOR A PROSPEROUS NEW YEAR EDITOR.

WAWA TOYS AT CHRISTMAS APPEAL


Will all convenors please arrange to have the toys from their groups, delivered to the one day meeting at:

Kalamunda on Saturday December 11th. 1999.

From there, distribution will be arranged to the various welfare agencies.

Lach Christie.
Organiser.

PHONE 9246 2829



To all those members who have not made a start on their toys: Better get going.

A SUCCESSFUL OUTCOME

Approximately two years ago W.A.W.A. received a request for help from the T.P.I. Association (totally and permanently incapacitated) in Karawara to appraise and hopefully get up and running a woodturning facility on the premises.

Gerald young and Les Small answered the call and viewed the workshop to see what was needed.

They found there a copy lathe minis all tools and accessories. Big problem!. Subsequently Gerald Reg Watson and myself compiled a list of requirements considered necessary. With money allocation from the C.P.I. in short supply (like others on a tight budget), we gradually built up over eighteen months a reasonable collection of equipment, such as a dozen or so chisels, a "bench grinder", Nova chuck, portable dust extractor and various sundries and we hope to update the extractor system soon. Gerald persuaded me to teach the elements of woodturning to those interested, which I do most Thursday mornings.

At present there are three stalwarts with a few others attending infrequently.

An original – Bill Head – who resides in the T.P.I. Complex is very keen and produces many small items for the monthly fundraising stalls held at the T.P.I. Another original – Jim Richardson – has made great progress and is a tireless worker and advocate for the small group. Jim has progressed to become a W.A.W.A. member and no doubt is known to many.

All - in – all it has been a worthwhile cause and just shows what can be done with a little determination. ALAN FRANCE.

WANNEROO GROUP WORKING BEE

We are endeavouring to arrange a working bee possibly the second Saturday in November to make toys for the Christmas appeal.

Here is an excellent venue with many work benches and much space.

I am sure a good supply of timber suitable for toy making could be collected for your use.

Can you help with drawings, plans, templates and ideas please?.

Time is very short and prompt advise will be required for final arrangements.

Phone Les Taylor on 9405 1424.

Thank you.

A WELCOME TO NEW MEMBERS who have joined since last Newsletter

1747	John	McClure	Parmelia
1748	Mick	Steel	Waikiki
1749	Jim	Doyle	Busselton
1750	Gus	Schwarzback	Busselton
1751	Richard	May	Lesmurdie
1752	Darren	Scattini-Heppele	Bedford
1753	Bert	Angus	Manjimup
1754	Shirley	Scott	Busselton
1755	Bill	Langer	Collie
1756	Ian	Faint	High Wycombe
1757	Bill	Marshall	Scarborough
1758	Helen	Waldby	Hillman
1759	Phil	Tolly	Darlington
1760	David	Hall	Kalamunda
1761	Selma	Clay	Albany
1762	Geoff	Longhurst	Manjimup
1763	Sel	Anderson	Mindarie
1764	Tom	Parry	Falcon
1765	Kevin	Hall	Manjimup
1766	Harry	Phillips	Australind
1767	Geoff	Hampton	Kelmscott
1768	Alby	Horne	Manjimup

WAWA's NEWEST GROUP

They are to meet every second Wednesday at 7pm in the Wanneroo High School, Design & Technology Department, Paltarra Way, Wanneroo.

Convenor Les Taylor. PH 9405 1424

The Wanneroo Group's first meeting was held on Wednesday October 13th. Possibly the worst weather conditions for the year, however in spite of that we had a total of eighteen present, coming from Yanchep, Beechboro, Ocean Reef, Craigie and many points in between. Out State President Neil Basden braved the elements to see the opening of a new group. Joe Romeo also brought another member from N/ of the River Group to visit.

Thank you Neil and Joe for your support.

The night was mainly taken up with acquainting ourselves with the excellent venue we have available to us.

The Design and Technology Dept. of the Wanneroo High School. Drive in and park on the lawn area of Paltarra Way, Wanneroo.

We shall be meeting the second Wednesday of each month at 7pm except school holidays.

Check with convenor Les Taylor for venue during holidays. Phone number 9405 1424

Microwave Assisted Seasoning of Bowl Blanks

By Eric Seymour

Edited by

Theo Haralampoi

Technical Editor

A lot has been said at recent Forums about the use of the microwave to assist in the seasoning of timber. To this end Eric Seymour has offers this article which may add another perspective to the discussion.

Why Microwave

The prospect of being able to take an absolutely green blank from a tree felled today, and be able to have it dry, turned and polished in 6 to 8 weeks is certainly very attractive and also quite practical with the aid of a microwave oven.

Firstly, forget all you may have heard about putting a rough turned blank in the microwave for so many minutes on defrost and then taking it out and letting it cool off and then repeating the treatment ad infinitum. You will play around all day and make precious little progress. I have also heard tales of explosions and jets of sap flying everywhere but I have not experienced any of these.

Advantages

Other advantages are that the microwaves kill all borers and also fungus. Killing the latter means that there is no further discolouration of sapwood and heartwood. This means that timber colours remain as it is at the time of treatment. (I.e. camphor laurel has beautiful creamy coloured sapwood, instead of the usual greyish colour and mango is an all over light colour which really shows off the grain, etc)

I have found that the following method works well for such diverse timbers as camphor laurel, silky oak, jacaranda and leopard tree. I stress that the times used below are for really green timber and they can be reduced for timber that has been felled for some time.

Rough Turn The Blank

Rough turn the outside of the blank between faceplate and ring live centre. Recess the base to take an expanding chuck and be sure that the pip is left in the centre of the recess so that the centre can be used for re-chucking later.

Remove from the lathe and mount on an expanding chuck and finish rough turning, leaving a thickness of not more than 7/8 inch (22mm)

Microwave calculations

Weigh the blank and for every 100 grams place it in the microwave for 1 minute on high. It is best to place a sheet of newspaper on the bottom of the oven and support the blank on 3 small 1" x 1" blocks. You must turn the blank over halfway through the process.

Keep an eye on it during the last quarter of the time and, if there appears to excess of checking, remove from the oven. When finished, remove the blank from the microwave and leave until the next day to cool.

Storage

Weigh the blank and it will be found that is has only lost about 7% of its weight. Write the date and weight on the base of the blank and put it anywhere that the air can get round it. (I.e. bench, trailer garage floor, etc., it doesn't matter.)

Zero Weight Loss

Weigh the blank every week, again writing the date and weight on the base, until there is no further loss of weight. This will take 6 to 8 weeks according the time of year and the size of the blank.

Final turning

Having reached this stage, re-chuck the blank between the faceplate and the ring live centre (this will pick up the centre of the blank automatically.) Re-cut the recess for the expanding chuck, still leaving the centre mark intact. Mount onto the expanding chuck and finish off the inside and outside of the bowl and faceplate. Reverse chuck, putting a piece of foam rubber between bowl and faceplate. Pick up the centre mark left previously and clean off the base, including the "pip" with the centre mark, which will have remained intact for the whole operation.

A Documented Process

Details of an actual bowl treated this way.

10 May	Mango tree felled	
12 May	Bowl rough turned	
	Weight	2050 grams
12 May	Microwave on high for 20 minutes	
13 May	Weight	1850 grams
20 May	Weight	1575 grams
3 June	Weight	1400 grams
17 June	Weight	1400 grams

No further loss, ready to finish

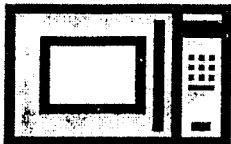
Eric has kindly given permission for this article to be copied by other Woodturning Associations

Microwave Assisted Seasoning of Bowl Blanks

By Eric J Seymour

Edited by

Theo Haralampou
Technical Editor



A lot has been said at recent Forums about the use of the microwave to assist in the seasoning of timber. To this end Eric Seymour has offered this article which may add another perspective to the discussion.

WHY MICROWAVE

The prospect of being able to take an absolutely green blank from a tree felled today, and be able to have it dry, turned and polished in 6 to 8 weeks is certainly very attractive and also quite practical with the aid of a microwave oven.

Firstly, forget all you may have heard about putting a rough turned blank in the microwave for so many minutes on defrost and then taking it out and letting it cool off and then repeating the treatment ad infinitum. You will play around all day and make precious little progress. I have also heard tales of explosions and jets of sap flying everywhere but I have not experienced any of these.

ADVANTAGES

Other advantages are that the microwaves kill all borers and also fungus. Killing the latter means that there is no further discolouration of sapwood and heartwood. This means that the timber colours remain as it is at the time of treatment. (i.e. Camphor laurel has beautiful creamy coloured sapwood, instead of the usual greyish colour and mango is an all over light colour which really shows off the grain, etc.)

I have found that the following method works well for such diverse timbers as camphor laurel, silky oak, jacaranda and leopard tree. I stress that the times used below are for really green timber and they can be reduced for timber that has been felled for some time.

ROUGH TURN THE BLANK

Rough turn the outside of the blank between faceplate and ring live centre. Recess the base to take an expanding chuck and be sure that the pip is left in the centre of the recess so that the centre can be used for re-chucking later.

Remove from the lathe and mount on an expanding chuck and finish rough turning, leaving a wall thickness of not more than 7/8" (22mm).

MICROWAVE CALCULATIONS

Weigh the blank and for every 100 grams place it in the microwave for 1 minute on high. It is best to place a sheet of newspaper on the bottom of the oven and support the blank on 3 small 1" x 1" blocks. You must turn the blank over halfway through the process.

Keep an eye on it during the last quarter of the time and, if there appears to be excess of checking, remove from the oven. When finished, remove the blank from the microwave and leave until the next day to cool.

STORAGE

Weigh the blank and it will be found that it has only lost about 7% of its weight. Write the date and weight on the base of the blank and put it anywhere that the air can get round it. (i.e. bench, trailer, garage floor, etc., it doesn't matter.)

ZERO WEIGHT LOSS

Weigh the blank every week, again writing the date and weight on the base, until there is no further loss of weight. This will take 6 to 8 weeks according to the time of year and the size of the blank.

FINAL TURNING

Having reached this stage, re-chuck the blank between the faceplate and the ring live centre (This will pick up the centre of the blank automatically). Re-cut the recess for the expanding chuck, still leaving the centre mark intact.

Mount onto the expanding chuck and finish off the inside and outside of the bowl. Reverse chuck, putting a piece of foam rubber between bowl and faceplate. Pick up the centre mark left previously and clean off the base, including the 'pip' with the centre mark, which will have remained intact for the whole operation.

A DOCUMENTED PROCESS

Details of an actual bowl treated this way.

10 May	Mango tree felled	
12 May	Bowl rough turned	Weight 2050 grams
12 May	Microwave on high for 20 minutes	
13 May	Weight	1850 grams
20 May	Weight	1575 gram
3 June	Weight	1400 gram
17 June	Weight	1400 gram

No further loss, ready to fish.

Eric has kindly given permission for this article to be copied by other Woodturning Associations. ©

WAWA-GISTIG WEEKEND WORKSHOP AT KALGOORLIE 16/17/18 th OCTOBER 1999

For those who did not go to Kalgoorlie, let me really upset you by giving you a brief report on what you missed out on. I won't go into the trip up to Kalgoorlie as people travelled at various times and by different modes of transport. Let me start on Saturday morning, about one hundred and fifty people, (members, wives and friends) arrived at the Cruickshanks Pavilion, where we all queued up to register. It was all very well organised by our hosts The GISTIG and in no time we were inside chatting with friends about the weather or the trip up. Right on Nine O'clock our Master of Ceremonies "Mr Gordon Ward" called us to order, gave us all the venue information and a run down on the weekend's format. We were welcomed by the President of The GISTIG and made to feel very much at home with the friendliness of the host group as he announced the start of the weekend. I won't go into the various demonstrations but you can imagine the amount of activity going on with one lathe at the main demonstration area and four other lathes going when there was not a main demo holding the floor. The variety of the demonstrations were exceptional, as were the demonstrators themselves. The non turners were whisked off after morning tea, by bus, to view the wonders of Kalgoorlie, and by all reports had a great time. At noon we broke for lunch. Again I was very impressed by the prior organisation by our host group, there were two rounds of sandwiches with a variety of fillings accompanied by a cup of hot soup for each person.

It was good to see Peter Cameron from Southside Woodturners Supplies there as the Trade Supplier. Peter's car must have been really dragging its tail on the way up to Kalgoorlie as he had a vast amount of woodturning gear there with him and was well received by the crowds around his tables. The afternoon went along in the same great way as the morning, with some very interesting demonstrations carried out by some talented individuals. It would be unfair to talk about one demo being better than another, it would also be "bloody impossible" as I thought that all of the demonstrations were well executed by the demonstrators and were very interesting and informative to watch. Well done demonstrators.

The Saturday night meal:- It was something else, if we get any more people coming, our hosts will have to find another venue. Our group arrived about half an hour before the set time and had a few beers before sitting down to one of the best meals I have ever had. My congratulations go to the ladies of the Bowling Club who looked after our needs.

After completing our meal we were asked to adjourn out to the bar for a short while to allow our hosts to clean up. In about five minutes we were called back into the hall that had been converted into an auditorium with rows of seats, a slide projector and screen all set up for a talk on the Goldfield Woodland Timbers by Ian Kealley. For those who have not heard Ian speak on the Goldfield Woodland Timbers, you really don't know what you have missed, the mans depth of knowledge and the variety of tales that he has of this region is far beyond comprehension of the human brain. The slides that accompany Ian's talks are expertly taken, full of colour which greatly enhance the subject he is talking on.

Sunday continued with more excellent demonstrations, a trip to a Sunday market for the non turners and generally a great time for all. We finished off the weekend with the results of the competition (well done Bob Nichols). A show and tell and a brief talk on mainly Goldfield timber items made by the Kalgoorlie Boys.. There was also a wonderful display of photos of work done by Mike Lake's students. Some very good up and coming turners there. Sunday ended as another great day.

Then to Monday- what a day, it's what going to Kalgoorlie is all about. Our host group had organised a bus trip to the north of Kalgoorlie. There were two full buses for this trip. One under the guidance of Ian Kealley the other Peter McGinty. They acted as our coach captains and as we travelled north from Kalgoorlie they gave us a running commentary of the local history, soil types, what tree is that? Who built that?, just about every bit of information that was ever known about the area through which we passed. We arrived at Goongarrie Station where Mick had the Billy boiling for morning tea which was appreciated. Ian gave a short talk about the timber that grew in that region and how Calm were monitoring it all. It was my first visit to Goongarrie and I am very sure that it will not be my last. The serene platitude of virtually untouched bush around the home-stead gave me a feeling of peace and beauty that I must sample again and for a longer time.

On leaving Goongarrie we travelled via old Comet Vale to the main road again and on to Menzies. In our bus we were lucky to have as a passenger Mr John Tonkin. John has spent up to forty years on the Shire of Menzies, with a number of those years as Shire President. John was handed the microphone and asked to tell us about some of the history of Menzies. Well Sir I was really impressed with your knowledge of your area and your ability to pass on the stories that have happened over the years was unsurpassed. Sir it was an honour to travel with you. After leaving his area John gave the microphone back to Peter who continued with the running commentary all the way to Gwalia where we stopped for lunch. Two rounds of sandwiches and a cool can of drink supplied to each passenger. Lunch over and it was a guided tour of the old Gwalia town and the mine museum.

The way the town has been recreated as it was about the turn of the century is something else. It takes the viewer back into those days of hardship, and hours of backbreaking toil in the heat etc and yet lets you see the humour, love of life, and the spirit of the people in those times. I could not have been more impressed.. Congratulations to the people of Gwalia for such a fine display.

All aboard the buses again for the return trip. Ian and Peter changed buses so on the return trip we had another version through different eyes, telling us about the history, the woodlands, etc just everything of interest that there was to know. We arrived back in Kalgoorlie just after six in the evening tired but extremely happy to have been fortunate enough to have been able to do such a trip with such informative people.

To Ian Kealley, Peter McGinty and the rest of the GISTIG boys, I offer my congratulations for a job, better than well done, and my thanks for inviting me to your Weekend Workshop.

It was a pleasant experience that I will not forget in a while.

Curly Jarrah.

WANDI WOODTURNERS:

Robert Jones demonstrated the benefits of rough turning green timber during the September evening. The principle is to take a green blank and to turn it to the desired shape but to leave the wall thickness at about 20mm to 30mm. The added wall thickness allows for some distortion to take place. The most benefit of this process is the speed at which the wood seasons. For instance a three inch thick blank might take your years to season, where a turned blank would take from three to six months. Rough turned blanks are also much less likely to split than solid discs. Green timber is much easier to turn with little dust produced. When the blank is dry it can be remounted and finished. For our October demonstration evening our guest was Peter Lowe. Peter turned one of his well known platters, explaining in detail what steps he was taking and why. The blank is initially mounted between centres to allow the outside of the platter to be turned. The advantage of mounting between centres is that it provides the opportunity to position the wood to avoid defects in the timber or to make the most of some feature of the wood. The second fixing utilises a scroll chuck gripping a spigot turned at the base of the bowl. The inside of the bowl is turned and finished and then the bowl is again mounted between centres to finish off the foot of the bowl. Thanks to both of our demonstrators for taking the time and trouble to provide education and entertainment. The Wednesday morning group is going well, with good attendances and plenty of turning going on. If you fancy a little activity drop by.

BUNBURY REPORTING

We had a visit from the Liddelow Group on Sunday Sept. 12th. A good day weather wise as well as enlightening, with a bit of fun on the lathe after the first demonstration. Quite a few members went home with a piece of Olive as a memento of their visit. Nick Cook's visit went very well with a total of eleven demonstrations for the day. Members came from Collic, Mandurah, Busselton and Bunbury, a total of forty four overall. The items that Nick made were auctioned at the end of the day and raised \$112. Bunbury Group have moved back in to Cross Electrics for their fourth Wednesday night of the month meeting. The second Sunday meeting of the month is still being held at Roy Harris's workshop. On Sunday Oct. 10th we had a visit from John Lathwell and his shot gun partner Geoff Barkla to demonstrate the ring bowl Cutter. A very good day with a few bowls to put together and turn. Thank you both.

MELVILLE GROUP REPORT

The September monthly meeting featured a demonstration by Neil Piper of an elegant bowl, turned, sanded and finished all well within an hour. The finish was lacquer applied on the lathe by means of a soft cloth. The end result and the ease with which it was achieved was a revelation to the newer turners in the groups as well to some of the more experienced members. Neil's demo was greatly appreciated especially as he was a last minute stand in for John Lillywhite who unfortunately had to cancel. The carving sessions on Saturday mornings continue to be popular and are well attended. Thanks are due to John Parker and Ken Rex for fitting new vices to raised platforms on the existing benches which should make them much easier to use. The carving on turnings being produced is of a very high standard given the short time the courses have been going. The Wednesday morning meetings continue and Neil Piper who organises them with assistance from Kevin McCracken always seem to find people to demonstrate something of interest to the thirty plus members who attend. We are always happy to see visitors to these meetings as well as to our monthly meetings. The Melville group was well represented at the Kalgoorlie meeting. I must congratulate Ian Kealley and the members of the Goldfields Specialty Timbers Industries Group on organising a truly outstanding weekend which made the long journey very worthwhile. The ladies programme was once again received by them with enthusiasm, and the quality of this programme each time this event is held, in no small way accounts for the number of turners who make the trip. Don Gunn.

MIDVALE MUTTERINGS

It doesn't matter whether you believe that the year 2000 is the start of a new millenium, a new century or just the next year after this one, the important things is to remembers that Midvale is the host group for the January weekend workshop to be held at Kalamunda on January 15/16th 2000. A very special programme is planned (details elsewhere) but to help make it a success we need all Midvale turners to help with the setting up of the venue etc just as we have had in the past. Thanks to all who have answered the call for toys for the needy, if you couldn't make it this year it is not too early to start making them for next years appeal. Christmas timetable (yep you guessed right it will be on December 25th).
No meeting January 11th 2000.
Afternoon group No meeting December 24th 1999 or January 25th 2000, resume in February. Apart from that it is business as usual. The annual barbecue meeting will be held in January, full details will be available at the December meeting, or contact Don Duck. Happy Christmas and a prosperous New Year to all readers, hope you all get those new turning tools you want. See you all next year/century/millenium (you choose!)

North of the RIVER GROUP- to stay put.

The North of the River Group, has been actively considering relocating it's meetings for some time.

Several years ago the then Wanneroo City Council invited the group to make submissions with a view to being part of the restoration and redevelopment of the old Lousini Winery, a community development project which had exciting possibilities.

Unfortunately, like many good ideas, the project was shelved.

The impetus which had been created by the possibilities of the Lousini project unsettled the group to some extent and several alternative sites were considered when it appeared the project was going nowhere, the latest being a location in the Mt Lawley-Menora area.

A well attended meeting in September considered the question of relocating from Balcatta to Menora. The result was an overwhelming vote in favour of remaining at the current location in Balcatta. Most people felt that it is relatively central and a move further south would inevitably lead to the NOR group having a split, something which was not supported. The decision was made easier by a very gracious restatement of our invitation from Woodstock to continue to use their premises.

Prior to this meeting a decision had been taken by a small number of NOR members to set up a group in the Wanneroo Senior High School and the first meeting of the newly formed Wanneroo Group was held on Wednesday October 13th. Bob Webb.

BUSSELTON GROUP NEWS

Ray Batt member No 691 reports replying to an advert in WAWA Newsletter No 80 whereby Mike Lewis from Durban, South Africa was seeking to correspond with a WA woodturner, as well this add was put in various Eastern State Newsletters.

With an interest to contact an overseas turner, I responded with one other person from Geelong in Victoria. Since then I have corresponded regularly, which culminated in a four day stop over in Perth to visit friends they met in Durban some time ago as well as myself. Eager to meet with other woodies and knowing that the Busselton Show was on, Mike hired a car and came on down for an overnight stay with us. Mike is a most sincere and genuine person one could meet, willing to fit in with us, and has a most interesting dialogue on life in South Africa. Mike had snaps of homes in his area with unbelievable security. He spoke to great lengths of how the Woodies functioned in Durban, some ideas we could adopt, some parts & equipment which are widely used in Australia are not available over there, thus his luggage was well in excess by taking home items of his needs. Their main turning timber is Jacaranda, which because Durban is sub tropical, grow quite large with more colour & grain than ours, Mike took many photos of our turned items & indicated that we were in front of turners in his country with regards to quality. Mike says if any travellers are in his country he would love to return the same hospitality shown to him here. Name, address in Newsletter No 80.

Busselton Show

The wood work section was well represented by members with awards going to: Garry Haddon 2 x 1sts 2x 2nds & 2 overalls
Dennis Haddon Ray Batt Brian Launer

Bruce McCormick Vince Triggia

CONGRATULATIONS TO ALL WHO TOOK PART

To the members and partners who may not be as well as would like, our best wishes for a quick return to better health.

A special hello to Vic Wood & wife Bev from WA students and Editor.

1999 ROYAL PERTH SHOW RESULTS

It was very pleasing to see a number of our members entering the Woodwork Section of the above event.

Awards were gained by:

Exhibitor gaining most points in woodcarving, furniture, & associated craft classes.

GERALD YOUNG Sash.

Best exhibit in woodcarving, furniture & associated craft classes.

KEN REX Sash

Highest aggregate points in woodturning.

GERALD YOUNG 1st Cyril Jones Memorial Trophy

TOM ARNOLD 2nd

KEN REX 3rd

Best turned item of show.

GERALD YOUNG 1st

Bowl turned, may be embellished.

TOM ARNOLD 1st

GERALD YOUNG 2nd

Any item of woodwork featuring inlaid work of WA timbers.

TOM ARNOLD 1st

Hand, toilet or duchess mirror must feature woodturning.

TOM ARNOLD 1st

KEN REX 2nd

GERALD YOUNG 3rd

Lidded container, turned no restrictions.

GERALD YOUNG 1st

TOM ARNOLD 2nd

Clock, at least 80% turned.

GERALD YOUNG 1st

Pair of turned candlesticks or lamps.

GERALD YOUNG 1st

Two pairs of lace bobbins any style.

JOHN BROOKS 1st

Turned item featuring one or more WA timbers.

GERALD YOUNG 1st

BILL BOTMAN 2nd

TOM ARNOLD 3rd

Woodturning Any item-may incorporate other materials and techniques as well as woodturning.

TOM ARNOLD 1st

GERALD YOUNG 2nd

PETER DESSENT 3rd

Turned item from one or more timbers indigenous to WA Goldfields.

KEN REX 1st

GORDON WARD 2nd

TOM ARNOLD 3rd

Furniture may feature carving. Finish optional.

KEN REX 1st

Wood carving, Aust. History, Flora, or Fauna.

KEN REX 1st

Wood carving, animal, bird or human.

KEN REX 1st

Any item no class provided

KEN REX 1st

Novice section, any item of woodworking technique.

RHOD FEARNES 1st

Congratulations to all entrants.


PROFILE OF A TURNER.....

Val Pereira

Val was born in Merredin in 1936 and attended the Merredin Junior High School for all of his formal education with the exception of music, for this was taught at the local convent and at an early age he was introduced to singing.

His first employment was with the PMG

employed as a telegraph boy and he also delivered the mail to the houses in the town. After about eighteen months of this he left to take up an apprenticeship in the trade of carpentry and joinery with the Public Works department in Perth and for this he had to leave the family home and live in rented accommodation in Perth. During this period Val became very interested in working with wood and was very keen to do well at his chosen trade, so he attended night school to study to become a master builder. He completed all of the study requirements to become a registered builder before he qualified as a carpenter and joiner. Towards the end of his term as an apprentice Val had a fall from the roof of the Mount Henry Home on which he was working. This left him with an injured back which later developed Ankylosing Spondylitis which has hampered Val all his life.



With the fall from the roof and a brief hospital spell, it became obvious that working as a carpenter would soon show up as a weakness that would upset his working life. Consequently Val increased his hours at night school to study to become an Architectural draftsman, which he managed to complete in three years. He was then transferred from a carpenter to a blue collar worker, an Architectural draftsman, still with the PWD.

Val once again got stuck into the books and upgraded his drafting qualification, which led to him being awarded a Diploma in Architectural Drafting.

During the latter half of his teenage years he participated in Old Time Ball Room Dancing and eventually with his partner took out the State Title.

About this time he met and married Eileen and it wasn't too long before they were building their home in Yokine. Val took long service leave from work and they built their entire home themselves with the exception of the brickwork, completing it in twelve months.

They moved there in February 1965, where they lived and raised two children. Val and Eileen moved to Mandurah in 1991.

During the early years of their marriage Val really felt the effect of the fall from the roof that occurred during his apprenticeship. He spent a fair amount of time off work, at hospital or visiting Doctors, trying to sort out his back problems, eventually being told that he was too young to have any surgery to rectify the problem. Val was forty five years of age before he was given a hip operation so that he would be able to continue to walk.

All through this Val kept himself busy, becoming the Secretary of the Coolbinia Junior Football Club and the inaugural Secretary of the Ankylosing Spondylitis Group.

Before leaving work, Val purchased a property in Mandurah which included an orange orchard and four years later he retired from the government to run the orchard


It was at this time that he started wood turning. Val went to night school and was instructed by Ray Quadrio for a term and he thoroughly enjoyed working with wood again.

After buying a lathe and joining WAWA he soon became very much involved in competitions, with great success. Val became a regular attender at both the Mandurah meetings and the Association weekend workshops.

At about this time Val became involved in singing again and joined the Mandurah Choir and also a group called The Shades of Harmony.

Val was elected WAWA's Mandurah Group Convenor and held this position for just a year when ill health once again stopped all work and fun. His health is just about right again and he is eager to get back into some serious turning. We look forward to seeing some more of his fine wood work soon.

Val is to be congratulated on his courage in meeting and overcoming adversity over such a long time. (Val had a nasty fall recently which resulted in a broken arm and shoulder, but it was good to see him at the Kalgoorlie Weekend.)



SHAVINGS FROM THE COMMITTEE

WEEKEND WORKSHOP DEMONSTRATORS MICROPHONE SYSTEM

The committee is presently investigating the range of microphone equipment available, with a view to upgrading the present unit to improve wearer comfort, and allow the demonstrator to talk with out the necessity of lifting any protective mask that they may be using at the time.

HONOUR BOARDS

The two honour boards mentioned in the last Newsletter have now been received and the intention is that they be displayed at weekend workshops until a central headquarters facility is available. One board lists all past Presidents and Secretaries and years held in office. The other one lists all Life Members and the date of granting. Provision was made in the design dimensions for inclusion of future appointees for some years to come.

PRESIDENT'S TROPHY

Following some discussion it was decided that the present trophy design was in need of upgrading and at the Committee's request a number of designs were considered. It was decided that the design proposed by Alan France was quite suitable.

Alan was asked and agreed to make the new trophy.

Thank you Alan.

VISITING TURNER JANUARY 2000

ROLLY MUNRO

Arrangements are well in hand to have Rolly Munro from New Zealand demonstrate at the January 2000 weekend workshop. This will be hosted by the Midvale Group. Additionally other demonstrations, subject to sufficient interest from members, is to be held at Group levels. For convenience of administration two WAWA Groups comprise a "Group" for a demonstration which will assist to keep costs down.

Please contact your local Group/Convenor/Secretary for details and to register your interest in attending.

DECEMBER 11th 1999 WEEKEND WORKSHOP

This workshop will take the usual popular format with demonstrations on the Saturday morning followed by a buffet luncheon, similar menu to last year. Cost of meal will be \$6.50 per head. Usual workshop entry fee will apply.

WOODTURNING PUBLICATIONS

Mike Darlow has recently published a new book "Woodturning Methods", details of which are available from our Editor if any members are interested.

Ole RR's Column

Well our American friend Nick Cook has come and gone, and what a likeable fellow he is! Those who attended his hands-on workshops and members that went to his Perth and Bunbury full day demonstrations had an enjoyable and instructive time.

Newsletters from Eastern States clubs, where Nick visited reported similarly.

The two hands-on sessions with Nick at Kenwick were fully booked, but the two demonstration days had ample spare seats. Those who neglected to attend did themselves a disservice!

Due to the lower numbers than expected attending the demonstration day in Perth, our Association lost money. A sad reflection on the absentees.

A different arrangement is planned for Rolly Munro's visit from NZ in Jan. 2000.

Those WAWA Groups who want either a demonstration or a hands-on day (or both) will fund the sessions that they want, collect the money from those in the Group that commit themselves to attend and arrange a venue. WAWA will

manage the visit programme accordingly. Rolly is a brilliant and versatile craftsman, don't miss-out again, contact your Group Convenor soon!

Already this correspondent hears that Toodyay, Wandi, Liddelow, Midvale, and Melville have the numbers for sessions with him.

Those who may have difficulty in raising sufficient numbers on their own may consider joining with another group?.

I hear that the end of year trophy for "best thing turned" is to be replaced by a brand new one. It has been designed and being made by that brilliant craftsman - Alan France. Alan, who also made the Cyril Jones memorial trophy, will have it ready for our last meeting for 1999.

The Liddelow Group, with self help labour and their own funds, raised especially for building, have recently extended their workshop space.

They have added regular mini-demonstrations to the hands-on programme for the Thursday morning sessions. This has resulted in an increased attendance-looks like another extension will be needed!

Gordon Ward is off again to Singapore on another junket to promote WA for the Tourist Commissions.


He will be taking examples of his fine work, demonstrating and advocating woodturning as a hobby. Looks like this could be a regular commitment!

Have a good trip Gordon.

I have just heard that **Peter Lowe**, **Rob Jones**, and **Gordon Ward** are to stage an Exhibition of their work at the **KEYWEST GALLERY** in Fremantle in December. It will be worth seeing.

Why Breathe Dust?



There is a simple answer to the problem of ambient dust - install a Microclene Filter



MC 1200 Timber, fibre glass, metal or stone dust, the MC 1200 provides the power to give protection for you and your expensive machinery.

MC 1000

Strips fine contaminants from the air at 1000 cubic metres per hour.




MC 400 Designed for the smaller workshop or single garage.

Breathe safer air with Microclene's ability to obtain 95% arrestence of dust to 1 micron in size

MC 500

Hailed by carver's for its ease of use and positioning it provides constant filtration with the added boost when you need it most, Used by hairdressers, engravers, painters and even bird fanciers.



WOODSTOCK
AUSTRALIA

Everything to get wood working

BALCATT Ph 9345 4522 Fax 9240 1014

BASSEDEAN Ph 9377 0277 Fax 9377 0299

BENTLEY Ph 9356 1653 Fax 9356 1640



W.A.'S

WOODTURNING CENTRES



CROSS ELECTRICAL SUPPLIES
90 BLAIR STREET, BUNBURY
PHONE (08) 9721 5858

THE WOODWORKING CENTRE
36 FARRALL ROAD MIDVALE WA 6056
PHONE (08) 9274 5655 FAX (08) 92501584

ALL YOUR NEEDS FOR:

LEISURE ACTIVITIES WITH WOOD

WOOD LATHES: Tough, Woodfast, Teknatool, Durden, Vicmark
WE HAVE:

THE EQUIPMENT AND ASSOCIATED CRAFT ACCESSORIES
CHISELS, BOOKS, VHS TAPES AND CAN ORGANISE YOUR LESSONS

SOUTHSIDE WOODTURNING SUPPLIES

SPECIALISTS IN WOODTURNING & WOODWORKING MACHINERY

- Wood Turning Lathes
- Dust Extractors
- Bench Grinders
- Thinknessers
- Lacquers & Finishers
- Clock Movements
- Bandsaws
- Table Saws
- Floor & Bench Drills
- Assorted Timbers
- Carving Tools
- Tiles
- Scroll Saws
- Wet Stone Grinders
- Linishers
- H.S.S. Turning Tools
- Brass Ware
- Cutlery Blanks

PHONE (08) 9314 2226


Unit 2, 6 Harrison Street Willagee

MAIL ORDERS WELCOME


Classes held *Mondays, Tuesdays, Fridays and Saturday morning*
Instructors Russ Russell and Rodney Cocks

WOODTURNING PROJECT PARTS

The B-Y in project parts from
Box, Clock, Cutlery to Spinning tops and Yoyo.
Telephone 9330 8383
MAYAMA GEMS
20 SHIELS CRES.
BOORAGOON 6154



Along with furniture, carving, tools, machinery, equipment and timber, Australian Wood Review also features woodturning. Each issue lets you tackle a project, review a tool, check out the local & international scene or visit a top woodturner at home. Get your copy of Wood Review from newsagents or call the subscription hot-line on (07) 328 77088



THE AMAZING
MINI-GRINDER
Carves · Sculpts · Shapes · Finishes

Beauty in the Hands of the Beholder!!

APPROTECH

APPROTECH PTY LTD
NZ: 02 530 0802 SA: 08 8365 3322 VIC/NSW: 02 9534 4555
WA: 08 9330 2244 QED: 07 344 6921 TAS: 03 6273 1363

ROTARY CHISEL

-THE CHISEL WITH THE EDGE-

- CUT GRIND SHAPE WOOD
- TNGSTEN CARBIDE TEETH
- FAST SHAPING & CUTTING
- OUTSTANDING FINISH
- SMOOTH AND PREDICTABLE
- GUARD ENSURES USER SAFETY

PH/FAX 08 9725 4446
22 BEDDINGFIELD ST
BUNBURY 6230