



The Woodturners Association of Western Australia (Inc.)



ISSUE 147
APRIL-MAY 2010

NEWSLETTER



Chris Soulis demonstrating

<u>COMMITTEE NAMES & NUMBERS</u>	<u>2</u>	Manjimup Matters	9
<u>GROUP MEETING DAYS & TIMES</u>	<u>2</u>	Melville Mutterings.....	10
<u>COMMITTEE NEWS</u>	<u>3</u>	Swan Snippets	11
Presidential Pronouncements	3	Toodyay Tattles	12
COM announcements.....	3	Wanneroo/Joondalup Journal	12
Editors Epistle	3	<u>VALE.....</u>	<u>13</u>
Web Master's Writings	4	Uniting Care West Letter.....	14
Registrar's Ramblings	4	Christmas toys	
Woodturnchat	4	<u>STOP FLASK DIAG.....</u>	<u>15</u>
<u>WEEKEND WORKSHOP REPORTER</u>	<u>5</u>	<u>TECHNICAL DESK..</u>	
Gosnells Weekend Workshop	5	Bowl Profiles	16
<u>COMPETITION NEWS.....</u>	<u>5</u>	<u>WEEKEND WORKSHOP AGENDAS</u>	
Competition Items for 2010.....	6	Melville Group Weekend Workshop.....	17
February Competition Results	6	Mandurah Group Weekend Workshop ...	18
<u>NEWS FROM THE GROUPS</u>	<u>7</u>	<u>WHAT'S COMING UP NEXT???</u>	<u>19</u>
Bunbury Bites	7	Shopping Centre News.....	19
Collie Calling.....	8	<u>TRADING POST.....</u>	<u>20</u>
Gosnells Gossip	8	Items Wanted & For Sale.....	20
Mandurah Memo	9		

Closing Date for Edition 148 - Sunday 9th May 2010

WAWA COMMITTEE

President

Derek Martin 93549464

Vice President

Alan Roberts 9528 2520

Past President

Jim Stitfall 92773132

Secretary

Doris Martin 9354 9464
Unit 4/451 Riverton Dr East, Riverton
6148

Email: derek.martin8@bigpond.com

Treasurer

George Sharpe 9419 5922
54 Marri Park Dve, CASUARINA, WA, 6167

Email.. bandicoot4t@aapt.net.au

Committee Members

Derek Beer *Charlie Marsh*

Maurie Munro *Noel Moyes*

Kelvin Robinson *Chris Smith*

Ray York *Bill Younger*

Membership Registrar

Alan Roberts 9528 2520
157 Safety Bay Rd, Shoalwater W.A.
6169

Email: alba57@bigpond.com

Video Librarian

Elaine Boyd 9592 2232

Librarian

Myrtle Sharpe 9419-5922

Competition Coordinator

John Mason 9537-6626

Email: jasmon@westnet.com.au

Shopping Centre Display

Brian Fowlie 9310 3161

Neil Piper 9496 3722

Elaine Boyd (Rosters) 9592 2232

WebPage & Magazine Editor

Noel Moyes 9295 2281

..... *Mobile: 0402 149 755*

..... *Email: noel.moyes@bigpond.com*

25 Bentley Street, Stoneville W.A. 6081

Weekend Workshops

Jim Stitfall 9277 3132

Charlie Marsh 9399 4476

GROUP MEETINGS

AVON VALLEY

Wool Pavilion Showground Toodyay
7:30pm 4th Mon 9:00am 2nd & 4th Sun

Max Heath 9574 2069

BUNBURY

Cathedral Grammar School, Gelorup
7:00pm 1st & 3rd Wednesdays

Tom Brixey 9731 5261

BUSSELTON

Agricultural WA Building cnr Queen St & Marine Tce,
B/ton

7:00pm 2nd & 4th Wed, 10:00am - 4:00pm Sats

Tom Mazey 9754 1818

COLLIE

Clubrooms -cnr Witnoom & Steere Wed 9:30am - 3:30pm
Month Meeting on the Last Sunday

Ken Hands 9734 3299

GOSNELLS

Amaroo Village, Hamilton crt, Gosnells

8:30am - 12:30pm Wed, 6:30pm - 9:30pm Thurs

Chris Smith 9490 1409

JOONDALUP/WANNEROO

Room 5 Heathridge Leisure Centre, Sail Tce Heathridge
2nd & last Monday 7:00pm

Charlie Totten 9349 2028

MANDURAH

Baden Powell Hall, Cnr. Elizabeth & Anstruther Streets
Thursdays: 6:00pm - 9:00pm

Frank Evans 9534 2914

MANJIMUP

The Shed, Timber Park.

Wed. & Thurs. 10.00 - 2.00 & Sunday 11.00 - 3.00

Mike Spacey 9771 8888

MELVILLE

Melville Rec Centre, Cnr Stock Rd & Canning Hwy
9:00am Wednesday (excluding School Holidays)

Bernie Dixon 93375413

MUNDARING

Old Parkerville Primary School, Dura & Riley Rds,
Parkerville 7:00pm Friday

Warwick Connor 9295 4038

SWAN

Gumnuts Family Centre, Mudalla Way. Koongamia
2nd Tues, 7:00pm 1st, 3rd & 4th Tues 1:30pm

Chris Allen 9294 4206

WANDI

Wandi Community Hall, DeHaer Rd, Wandi
7:00pm 1st & 3rd Thursdays

8:00am - 12:00pm Wednesday (Hands On)

12:00pm - 4:00pm Wednesday (Ladies Group)

George Sharpe 9419 5922

Presidential Pronouncement

Would you believe, we are half way through the present term of office; hopefully we are steering a steady course.

It was rewarding to see so many turn up for the weekend workshop and thanks to Gosnells Group and their team for a great day.

To those unable to make the day I did remind people that this is the 25th. year since the inception of W.A.W.A. much ground and many woodchips have been made over the years. The standards being set are now much higher and still rising, which shows how the association has matured.

We are hoping to have a display of quality work at the Woodshow to commemorate 25 years.. Jim Stitfall and a small team are looking into this possibility. Please make sure you support them.

I also bring to your notice; that a motion will be put to the A.G.M. to amend the constitution. The exact wording is still to be finalized, but basically it will be to change the final date for payment of fees. The proposed date will be 31st. October, as opposed to 31st. December. Most bills have to be paid within a month, many an even shorter time! Allowing 3 months grace many members forget they haven't renewed their membership, this results in extra work and expense.

Derek Martin

Committee of Management

Thanks to Kelvin and Kevin

I would like to take the opportunity to convey to all the marvelous efforts of Kelvin Robinson and Kevin Treasure in the past. Kevin has retired from membership, to concentrate on his hobbies, and his work as treasurer over the years was greatly appreciated. Kelvin has done a splendid job editing the newsletter, and coaching Noel in the use of the software etc. Well done Kevin and Kelvin.

Thanks from Uniting Care

The Uniting Care West group has sent us a

Certificate of Appreciation for the help with the "Operation Santa" mentioned in the previous edition of the newsletter. They were able to help over 1400 families and individuals celebrate Christmas with gifts. The letter accompanying the Certificate outlined many of the ways they were able to help, and listed some of the people who benefited from the collection of toys etc. Members may view the Certificate and letter at weekend workshops.

Movement of Trailers

All groups are responsible for the movement of trailers to their respective venues in time for the scheduled workshop. They should be picked up at the end of the previous workshop, and transported and stored until needed. Mileage and other costs for towing can be claimed from the Association, and may be reimbursed.

Change of Constitution

The COM wishes to give formal notice of intention to change the constitution.

It is proposed to change the last date for renewal of membership back to the 31st October.

Committee of Management

Editor's Epistle

I am still getting a number of bounces each edition, from bad email addresses or full mailboxes. Please clear your email regularly, so that incoming emails can be accepted, and also check your email address. If you have changed email address recently, please let me know. If you are not receiving the newsletter by email, and should be, then send me an email to check your address, as it is critical that it be perfect.

Report Length

In the interests of keeping printing costs down, could all groups try to keep their reports down to about 300 to 500 words. The newsletter currently costs around \$1000 an edition to print, and postage on top of that. If you are not already doing so, and have an email address, then try to take the newsletter by electronic means.

***To Receive your Magazine via Email
please send an email to me with your***

Name, Membership Number and the email address to which it should be forwarded.

Noel Moyes Editor

Web Master Writings

Please make sure you check the web site occasionally for updates to competition information. As I get updates I will post them on the web, as what is published in the newsletter can go out of date very quickly.

<http://woodturnerswa.com/woodturnchatwa@yahogroups.com.au>

Noel Moyes, Web Page Editor

Woodturnchat

There is a new concept available to all members that will enable you to communicate with others very quickly.

You will be able to ask for help on woodturning matters, post your pictures, advertise woodwork tools for sale, promote events, post late breaking news and many other things associated with woodturning and your group's activities.

To access this FREE site, first register on Yahoo with a user name and password. Then go to the Yahoo Groups website, search for "woodturnchatwa" and register on that site.

Thereafter, all you need do is to write your comment through the normal e-mail and e-mails from other members will come to you. You may choose to answer if you wish.

BUT... IT IS ALL FREE.

The posts will be monitored so there will be no stupid, offensive or derogatory comments, no spam, no general advertising.

John Mason, Competition Co-ordinator

Registrar's Ramblings

New Members

Hi All

We would like to welcome to the Association the following new members:

- 2428 Mr H. Draheim Bunbury Group
- 2429 Mr P. Lawrence Mandurah Group
- 2430 Mr D. Snowden Busselton Group
- 2431 Mr P. Manchee Gosnells Group
- 2432 Mr B Cooke Swan Group
- 2433 Mr A Murten Swan Group
- 2434 Mr Harry Butler Mandurah Group

Kevin Treasure WAWA Membership Registrar

CARBA-TEC®

TOOLS FOR WOOD

151 Balcatta Road, Balcatta WA. Phone (08) 9345 4522. Fax (08) 9240 1014

Visit us online: www.carbatecwa.com.au

Weekend Workshops

Observations by Peter Pickering

GOSNELLS GROUP
SATURDAY 20 FEBRUARY 2010

The Gosnells hosted workshop got 2010 off to a flying start and I had the privilege of being Master of Ceremonies, and after performing the introduction as per our Handbook the first demonstration to be presented by Chris Sioulis commenced. Chris chose to make a Square Edged bowl with wings (2 up and 2 down). Before starting he passed around a wavy edged bowl and a square bowl. Chris started by shaping the bottom stating that he prefers to use bowl gouges for most of his work. After reversing to shape the top he reversed it again to cut a spigot on the bottom. Chris said that he prefers a 12mm spigot on large jobs for maximum grip. He then mounted the piece in the 4 jaw chuck to cut the top. At this stage the bowl was taking shape and Chris used a tenon saw to cut off the excess wings giving advice that you must make sure to cut the right ones (diagonally opposite) At this stage we gave Chris a rest and broke for morning tea.

After tea it was my pleasure to introduce Past President and Life Member Gerald Young to the members. Returning to W.A. for a holiday, Gerald took the opportunity to address the members who received him with enthusiasm and great pleasure.

Chris then recommenced his demo, hollowing out with a bowl gouge then a hollowing tool, continually checking the thickness. After the hollowing was complete Chris used an arbortec to shape the wings. This was about as far as he could go without sanding. Chris invited questions and finished his demo with a reminder of the importance of sharp tools.

The President's Forum followed with Derek Martin reminding members that 2010 was the 25th year of WAWA.

After lunch John Mason took the floor with a series entitled Special Jigs and Methods. This was a sequence where John showed and demonstrated ideas to make your work easier, safer and more accurate

- * Round Perspex centre finder
- * Magnetic pencil holder
- * How to centre a burl using a square and rule
- * M.D.F. jaws internal and external - a variation of the Cole jaws principal
- * Aluminium billets and hot glue
- * How to measure to the end of the chuck jaws
- * PVC split collars - various sizes
- * Add-ones you can use on your tailstock
- * Masking tape used to indicate the edges of a burl
- * Padded face plate
- * Using McJing steel to make your own chisels
- * A use for blunt bandsaw blades
- * Using three nails in wood when adding finish
- * Using a kitchen strainer to sift wood dust
- * A method to balance wood in your chuck
- * Using the sharpened jaws of an old spanner to cut even grooves
- * Make a large radius compass.

If you were fortunate to see John's demonstration then this list should jog your memory, if not, ask John when next you see him. The best way to be informed is to attend the Workshops.

Next was Charlie Broadbent with another very good reason to attend the Workshop. Trying to think of a clock for the Collie Workshop, well Charlie came up from Busselton to help you out, with a demonstration on how to make a hanging ships wheel which you could insert a clock.

Charlie commenced by passing round a completed wheel that was fitted together not glued, this enabled members to see the many parts involved in its construction.

Using WA Blackbutt he commenced by shaping the front, after mounting in the chuck he levelled the back, Charlie emphasised the importance that it be level, at this time he cut the hollow for the clock mechanism. Using the index system on the lathe he marked the position for the eight spokes. A drill press

would then be used to drill the holes for the spokes and the pegs. Charlie had prepared another wheel which he then parted in half and after reversing in the chuck he cut out the centre from the outside of the wheel, after trimming up the centre part he mounted it on the base. The next job was to turn up eight identical spokes that fit perfectly in the drilled holes, also required was the buttons for the peg holes. The wheel was then fitted together and Charlie proved that with high level of skill and by working methodically, what at first looks extremely complicated can be achieved. A first class technical demonstration combined with an entertaining commentary produced a great learning opportunity for our members.

The Show and Tell was presented by Owen O'Neill followed by a very happy John Mason with the competition results.

After the raffle draw convenor John Gardiner thanked all concerned and closed the workshop.

Maybe I am a little biased towards Gosnells but congratulations are in order for a successful Workshop with special thanks to the demonstrators, Chris Sioulas, John Mason and Charlie Broadbent.

Peter Pickering - Roving Reporter

Competition Items 2010

Feb....Natural Edged Bowl with a Lid. The lid to be set inside the bowl away from the natural edge. Size unlimited.

Mar....Hanging Wall Clock, Using clock mechanisms, no insert (one piece) clock units, and mounted on a display stand. Size Unlimited. Stand will not be judged

April.. Banksia Nut Item. The additional info here is to emphasise that this is for an item made from Banksia Nut(s) ONLY. That is, Banksia Nut or Nuts or parts of the nut. No other timbers, metal, plastic, rubber, acrylic or any other material.

What to make ? Here are some ideas.....Fruit, eggs, egg cup, bud vase, lidded container, small bowl, pen holder, banana bowl, coasters,

etc etc .

May.....Decorated Wall Plaque

Decorated Wall Plaque with some off centre feature. Max dia 450mm Colouring optional. Shape is open, (round, square or irregular).

Not much more can be added here except that it must be able to be hung and if an irregular shape is used, it must be within the 450mm at the extremities.

Jun....Item featuring Inside-Out Turning. 60% of the item to feature Inside-Out turning and this must be a significant part of the item.

Jul. . . Bowl with flat rim. Rim only to be embellished (no carving) max dia 320mm, max height 80mm

Aug . . No Competition.

Sep . . Made to Measure Stopped Flask (Diagram and Details supplied here)

Oct . . Lidded container with 4 different timbers. Max height 100mm.

Nov . . Pair of Salt and pepper mills- Matching in Design

Dec . . Best Item Turned in 2010 not previously judged at a WAWA workshop

John Mason, Competition Co-ordinator

Competition Results February at Wandii

Natural Edged Bowl with Lid

Like a repeat of February 2009 with the same number of entries which was 32, 11 in novice, 9 in intermediate and 12 in advanced. It was also very good to see such an almost equal number of entries in each category. Again, the variety of design and timbers was quite inspiring. Also inspiring was the first entries by Allen Smith, Peter Price, Peter Findlay and Jim Ronald. We will be looking forward to more entries from this quartet.

Many thanks to the judges, Chris Davis, Ivan Moro and Graham Lewis who had an awesome task in selecting the placegetters. Well done.

The next workshop will be in Collie but unfortunately I will not be there, as I will be at a family wedding. Chris Smith has kindly offered to fill in on the day. Thank you Chris.

If it can be done this time, let's see if we can keep these numbers up for the rest of 2010.

Novice:

- 1st Norm Byrne**
- 2nd Grant McKinnon**
- 3rd John Kemp**
- 4th Bill Younger**

Intermediate:

- 1st Rodu Goh**
- 2nd Bruce Jackson**
- 3rd Peter Povey**
- 4th..John Gardiner**

Advanced:

- 1st Chris soulis**
- 2nd Bob Nichols**
- 3rd Joe Cloark**
- 4th.. John Mason**

Open:

- 1st Norm Byrne**
- 2nd Chris Soulis**
- 3rd Bob Nichols**
- 4th Joe Clark**

Popular Vote:

- 1st George Park**
- 2nd Chris Soulis**
- 3rd Ray Batt**
- 4th Owen O'Neill**

John Mason, Competition Co-ordinator

News from the Groups Bunbuzzy Bites

Feb 3rd show & tell MC. Stan Zieba

Noel (Elliot) Ness- Jigs for making dowels & Footballs

Ted Norrie- Cyprus pine platter plus a spiral Steamed Goblet

Stan Zieba- rejuvenated an old pepper grinder (beautiful)

John D Kemp – Gorgeous cherry bowl. The story is that Jon got one bowl and the white ants got ¼ ton of cherry wood.

Jim Cunniffe – Music box with Morris dancers (Jim is in perpetual Christmas mode)

Shaun Scallon – Dremel carved pine bowl (Brave for new turner)

John Kemp Jnr – Large Marri urn & Camphor platter (John is now putting on a first class finish on his work)

Lyn Poli – special pastry rolling pins (cant wait for the goodies)

Tom Brixey – Immaculate small bowl in Quilted Jarrah.

Later in the evening Noel Ness demonstrated his football making jig, which is an oval hollow cutter (works too)

Feb 17th Hands-on night with several potential new members. Tom Brixey démodé sanding techniques for new members to impress upon them the importance of going thru the grits to avoid spoiling all your previous good work. The lathes were then got going and the potential members were shown woodturning techniques by experienced members.

March 3rd Show & Tell. MC. Ted Norrie

Haydn Mathews – large Jarrah Platter Impressive0

John d Kemp – Natural edge bowl with lid, john won a certificate at the Wandu weekend with his bowl.

Noel Ness – Baby Rattles with captive rings. Any baby that can wave these about will turn into a potential weight lifter.

Ted Norrie – an Emu sized egg in an unknown timber & a Woody Pear bowl.

Buster Bailey – showed a selection of his turnings from his previous life at Mandurah Woodys. Buster is obviously a talented turner going by the variety & immaculate finish on his turnery.

The evening finished with hands on tuition for our new and potential members.

Yours truly, *GeePee*

Collie Calling

Our last meeting on 31st Jan concentrated on getting ready to receive all our guests and members of WAWA on 20th March 2010. Directions to the North Collie Community Hall is described on Page 17 of the Feb/March WAWA magazine

Max Rutherford and Peter Briggs worked on a Sheoak bowl with threaded lid, just a practice run which worked perfectly. It will probably be completed, to be handed around for all to see. Peter has also done a cutaway section of the thread male and female to show just how precise the thread fits

Our project for Jan was very different, all those that participated brought in a piece of timber wrapped in newspaper, so you didn't know what timber or condition it was in. The idea was to turn somebody else's timber, and at the last meeting, we returned it to the owner, in many different forms. This was the brainchild of Les Beauglehole, our project organiser. Les was voted the winner, with a sheoak sugar jar with perfect fitting lid, which was returned to the original owner, being Max Rutherford. Only advanced members participated, mainly because most of us that do make the effort are advanced turners in our group.

On Feb 9th members of the Collie Group put on a demonstration at the Collie Adult Daycare Centre. Peter Winn demonstrated pen turning using acrylic blanks and made 2 fine pens. Domanic Italiano made a Sheoak vessel with a raised band which was textured by yours truly, using a Robert Sorbey texturing and spiralling system tool. I also textured a plate of Oak and a bowl in white cedar (great fun!). Fred Piavanini demonstrated making a cross, which was appreciated by all those at the Daycare centre.

We look forward to greeting you when we host the Saturday March 20th Workshop in Collie at the North Collie Community Hall, cnr Princeps and Ewing Streets. We will have a sausage sizzle available for

\$5.00 per head, cold soft drinks for \$1.00 per can, and don't forget John Imrie will bring good timber blanks to sell.

This months (Feb) competition is Turner Choice.

Ken Hands

Convenor Collie Group

Gosnell's Gossip

In the interest of conserving space in our magazine I will confine myself to reporting only major happenings of our group.

The settling in process in our new quarter in the old Gosnell's Family Hospital continues with the main problems being dust control and ventilation, the committee are working to find a solution.

Amaroo Village who own the Hospital have invited our Group to submit an article of our activities for their monthly Social Club Newsletter. In this article they are informed of future happenings and an open invitation is extended to all residents to visit any time and in particular those days that we are having a demonstration. Several residents have accepted our offer and Peter Manchee their social club President has joined WAWA, we hope there will be more to follow.

Chris Sioulis gave the January demonstration of a natural edged bowl with wings. This is the first demonstration in the Hospital and the first with our new Vicmarc 175 lathe.

Using a large piece of green jacaranda Chris shaped the bottom into graceful flowing lines; he cut the spigot and reversed his work to place the spigot in the jaws. Using the tail centre to steady Chris explained and demonstrated how to make the wavy edges and shape the wings.

Chris stressed the importance of matching the top to the bottom as he cut an inside lip for the lid, he then gave a talk on the difference between wet and dry wood and the different techniques needed. After doing some hollowing Chris then coated the inside of the bowl with methylated spirits and set it on fire, then some more hollowing then fire, Chris repeated this sequence until he was satisfied with the result. He then removed the job from the chuck and wrapped it in glad wrap. Chris explained he would wait two days then complete the job. A

lively question and answer session followed.

For February Chris Smith demonstrated Texturing, Colouring and decorating basic bowls which involved five different activities for which Chris had prepared the blanks.

1. A wide rim bowl with beads, the rim was textured with a wire brush the painted black as a base colour. Using a sea sponge Chris dabbled on red paint and then yellow paint, after drying he hollowed out the centre and cleaned up the beads. Chris explained how you can vary the colours to achieve many different effects.

2. This time Chris used an arbor-tec to texture the bowl followed by a butane burner to burn the area, after brushing with a wire brush the burnt area was covered with copper paint and dried. Liming wax was then rubbed in and dried, the centre was then hollowed out.

3. With another blank Chris varied his technique by using the arbor-tec whilst the bowl was turning followed by a spray paint. After drying a gilt colour wax was rubbed in then buffed dry.

4. With a fresh blank and a Robert Sorby texturing tool this time on the bottom of the bowl Chris created the pattern he wished to achieve, after blowing on colour he rubbed in liming wax then wiped it off, he repeated this process several times.

5. Final demo was the use of carving chisels to create the desired effect. Chris explained if you are turning for selling then you must provide what the customer wants which may be useful or artistic or a combination of both this demo provided members with many good ideas and new techniques that they can use to improve their turning.

Photos of these demos can be seen on the web page.

Peter Pickering

Well, the New Year has rolled around and it is March already !! One competition done and a trip to Collie is next. Will be good to see this group's new premises and we wish them well.

Not much news about our proposed premises

at Falcon, but a few winks and nudges here and there look promising. Watch this space.

A busy time coming up for the group with the Crab Fest (March 6-7) on the Mandurah Foreshore. Always a very busy weekend but we have the manpower organized and a new 3m x3m 'quick erect' gazebo.

Hard decision time coming up later in the year with a clash of two events on the same weekend, neither of which we want to miss. It would be good to do both....but three days in two places is a hard ask. We will keep you posted on this one. (Ah ! To be so popular !!)

We are getting right into preparations for the upcoming comps with some very good demonstrations such as Frank Evans' clock, Maurie Munro's walking stick and John Mason's Banksia nuts. The most recent comp was for a Burl Item which attracted 9 entries much to Bruce's delight. The variety of ideas was most impressive.

This report is from a "fill-in" scribe and hopefully Tom will be back for the next one.

Cheers..... End Grain

The Manjimup group through the efforts of our secretary Yvonne Pegrum submitted a application for a grant from the Royalties for Regions programme. The Shire of Manjimup were our sponsors and we had great support from the local community including our member of parliament Terry Redman. We are quite optimistic of our chances although there is now some debate regarding the scheme being reduced or postponed. – Time will tell. Should our grant be successful we plan to add to our air filtering system , run some air lines and install a compressor. A new lathe is in the mix too. It is a modest request and we have our fingers crossed.

We have been invited by the organizing committee of the Manjimup Regional Show to provide a display of our woodturning and a showcase of our projects. We have participated for several years supporting the show and a wide cross section of the Manjimup community and visitors from the local area are expected past our display. There has been

some genuine enquiries at our shed regarding membership and being in a highly visible location may lead to some keen new members.

Plans have been submitted to our council for a small shed (for which we recently have been given access to by the shire) to be connected to our main building. Steve Chapman one of our members is a builder and has been invaluable in this project. The addition of the extra space would be well utilized and although we have sufficient area at the moment it is very narrow and this would give us a chance to relocate some equipment.

It has been ten years this year since our group was formed and a small function is in the planning stages to celebrate the occasion . Through some of the original members we hope to produce a brief history of our formation or at least as much as our memory permits.

We are looking forward to catching up with everyone at Collie on 20 March.

Graeme Quaipe

Melville utterings

- * We made an early start in 2010 at Piney Lakes where, because of the lack of lathes, no demos are possible, so talks are the order of things for the first 3 weeks as follows :
- * 13th Jan -Alan Smith showed off the 3 large harps he had made and explained how he made them. It all sounded too difficult for woodworkers of my ability but Alan said it was no problem and Ken Rex produced one of a similar design which he had made after getting some advice from Alan. The only thing our harp makers could not demonstrate was how to play them. I should mention that all the harps were of the Peruvian type which probably means as much to you as it did to me and most of the group. The workmanship of both makers was exceptional and we were all duly impressed but I didn't hear anybody asking Alan for the plans.
- * 20th Jan-Bill Crowe spoke about his time as a turner at the now defunct State Engineering Works. Bill's talk was most interesting and left one feeling that it was regrettable that the Works no longer existed. Bill's talk was followed by an entertaining talk from a new member John Lindsay who spoke of his time in the navy where he started as a midshipman at age 14, attained he rank of commander at age 38 serving in various ships. On leaving the navy John became a licensed marine pilot at Port Hedland guiding bulk carriers in and out of he harbour there and coping with difficult tides, extremely large vessels and not much clearance under the propeller. John's talk was most entertaining and was appreciated by the members present.
- * 27th Jan-Ross Flint, another new member, gave a talk on his area of expertise "abrasives", originally sandpaper, as Ross explained the abrasive went from sand & shell, to emory to glass and the backing papers or cloths changed through time. Ross covered a lot of ground and stressed safety with masks being essential as wood dust can be nasty stuff. Ross indicated he

WOODTURNING PROJECT PARTS

The B-Y in
project parts from
Box, Clock, Cutlery to
Spinning tops and Yoyo.

Telephone 9330 8383

**MAYAMA GEMS
2/49 McCOY ST
MYAREE 6154**

would cover the dust dangers in a later talk and we look forward to that. Ross had done a lot of work and prepared a little bag of various samples for us which were greatly appreciated.

- * 3rd Feb -Back at Melville Rec Centre where Joe Hegney gave us a demo of split turning with paper joints using PVA and made a very elegant little boat as per Stephen Hogben -as usual Joe involved us in the process and his demo was enjoyed by all.
- * 10th Feb-Dennis Kestel a new demonstrator showed how he made the bases to hold the frosted glass tulip vases which can hold a small candle. Dennis's demo was well prepared and the items made are good sellers.
- * 17 February : Monthly hands on day - project a bud vase from Banksia nuts. A good attendance with the usual enthusiastic participation from all members. Some very creditable results. Norm Gratte organises the programmes & does an excellent job.
- * 24 February - Monthly meeting day with the principal topic discussed the current new premises project.. Progress/support encouraging but still a lot of work to be finalized - however developments are well advanced on 12 months ago. Allen Hoskens gave a presentation/demonstration on flocking techniques.
- * 3 March -Roy Lundy demonstrated the Kel Norton Bowl Saver technique which was new to a lot of members and highlighted an ability to minimize waste of good material.The usual good attendance and tabling of Show & Tell items.
- * During the month of February our Group held a successful Sales Day at the Applecross IGA super-market selling items made by Group members. The proceeds of \$1,370 were donated to the Toodyay Bushfire Appeal.
- * Don Gunn is in hospital for further treatment so you've gotta put up with me again until Don's able to take over. In the meantime best wishes to him for a speedy & successful recovery.

Anonymous (again)

Swan Snippets

Swan welcomed in the New Year with a barbecue on January 16, which included a top spinning competition. Ian Moss held the championship for the third year with his cord spinner with a dead heat for the finger spinning tops.

Swan is currently in the process of relocating its annual weekend workshop from July to a warmer October, combining with Avon Valley Wood turners. The venue is yet to be announced due to the Kalamunda Agricultural Hall being booked throughout the Spring.

We have had some good demonstrations so far but more members are being urged to take part and show what they can do. So far Don Clarke has shown how to make simple wine bottle holders, which were greatly enhanced by decorations with the use of the rose engine. Convenor Joe Clark made a splendid cake stand in Cape Lilac with its striking light grain enhanced with the excellent finish for which Joe is noted. Malcolm Munro, who was joint winner at the barbecue competition, showed his method of mass-producing finger tops. The lesson from this is that even the smallest pieces of waste timber can be turned into something to amuse children young and old. Malcolm sent them to children in Vietnam. Noel Moyes made a hollow-turned vase, which a number of members vowed to copy from a video made by Barrie Leivers. Finally the ever-reliable Eric Walker made a gavel and base in multi-coloured woods.

At our monthly evening meeting on February 9 there were no entries in the novice or intermediate classes for a natural edged lidded bowl, but there were 10 entries in the open class, which indicates that the majority of Swan members have reached a level of proficiency. The results were: 1st: Bob Nichols, 2nd: Brian Kirkby, 3rd: Joe Clark.

Tom Wainwright

Toodyay Tattles

Well Hi from Toodyay and the Avon Club.

Well sorry we missed last Newsletter but we were a bit busy here at the time. I am pleased to report that none of our members were affected by the fire although I believe that David and Pat Eyres did evacuate for a while.

We have been fairly quiet up here and as the temperatures have been in the forties it has been a bit hot in the Shed. We have still met but a bit down in numbers

We have had our monthly meetings but they have been quiet also. The last meeting we had we discussed our up and coming project for our annual show raffle and we want to get this project under way.

We had planned to have a visitor do a demo at our last meeting followed by a barbecue lunch but when the forecast was for 42 degrees cancelled the lunch and I hadn't got around to finding a Demonstrator but stand by as some one is going to get a phone call from me to do a demo on the 28th of March.

Any way that is about all from Toodyay for the time being so cheers for now.

The Tattler

Wanneeroo - Joondalup Journal

Meeting Time Changes: Our regular monthly meeting will remain at 7:00pm. on the 2nd Monday each month. Hands on sessions will now be held at 7:00pm on the last Monday of each month at the Heathridge Leisure Centre starting 29 March.

January meeting & BBQ: A crowd of woodies and wives turned up to Charlie & Anne Totten's home on 21 Jan for our annual BBQ meeting. Good food and great company made for a great day.


Our monthly comp was a natural edge bowl with lid. First placed beginner was Graeme Skewes followed by Mitch Brown, while Tony Collins won the experienced section with Geoff Quesnel and Frank Visser taking the places. The ladies choice resulted in a dead heat between Graeme Skewes and Geoff Quesnel with myself in 3rd place.

February meeting: The turn up of only 15 members was disappointing. Maybe members are still getting used to our new venue and

CARROLLS WOODCRAFT SUPPLIES

Your one stop shop for your Woodturning, Woodcarving, Pyrography, Scrollsawing and general woodworking needs. Craft Supplies, Machinery & Handtools.

Phone, Fax, Email & Web mail order specialists.



www.cws.au.com

66 Murradoe Road, Drysdale Victoria 3222

Phone: 03 5251 3874

Fax: 03 5251 3864

Email: carrolls@pipeline.com.au

meeting time or still in holiday mode.

In preparation for our March comp Jim Waters demonstrated making a banksia nut bud vase. Geoff Quesnel won the February comp (hanging wall clock) from Viv Paust and Tony Collins.

In Show & Tell, Viv Paust showed various heath-robinson contraptions he is developing to make domed perspex covers to display 3D embroidery. He followed up with further developments at our March meeting with heat gun in one hand, vacuum cleaner in the other. The finished products he displayed, round and rectangular, really show off the embroidery.

Congratulations to Rhonda Christie who has been made an Associate Life Member of WAWA

March meeting: Attendance, back up to 20, was encouraging. Weekend sessions have not been well attended, so it was decided to change the hands on sessions to the last Monday of each month, commencing 29 March. These sessions will be co-ordinated by Viv Paust and Tony Collins.

Graeme Draper demonstrated offset turning, which is a required element in the wall plaque comp.

After a dearth of show & tell in recent months, the table was full in March. Andy McFadyen with more staved pots, Viv (see above), Jim with various home made gizmos, Mike with clocks, Graham's attempts to cheat at making hollow forms by concealing the glue line, and you can have one of Tony's \$1 clocks for a mere \$30.

Our next event will be a display and demonstration at the Karrinyup Rotary Community Fair at the Robinson Reserve in Osborne Park on 28 March.

Andy Hill

Vale

Michael Whitehead (2058) Passed away last Thursday 4th. He was a good club man and would help when could. He will be missed by the group.

Tom Mazey (Busselton Group)

Uniting Care West

Central Office
16 Sunbury Road
VICTORIA PARK WA 6100
GPO Box B74
PERTH WA 6838

Ph: 1300 663 298
Fax: 1300 663 528
Email: admin@unitingcarewest.org.au
Website: www.unitingcarewest.org.au

Dear Jim

Due to the participation of you and your association, Operation Santa in 2009 has been a great success. We thank you for your generous donations. With your support we were able to assist over 1400 disadvantaged families and individuals within the Western Australian community. You may have helped a homeless person, teenage mother; someone suffering from mental illness, or a woman escaping from domestic violence.

Sarah" has been residing in UnitingCare West's crisis accommodation as a result of family and domestic violence. The toys from Operation Santa enabled Sarah to spend the small amount of money she had on a Christmas lunch for her two children. Your assistance enabled Sarah to have a sense of Christmas spirit and lifted her self esteem knowing she could visit her children and give a gift from Mum. Sarah would like to thank all concerned for their kindness and thoughtfulness towards the disadvantaged through a tough time of year. "Name has been changed to protect privacy.

Operation Santa also assisted over 700 children whose fathers are in Acacia Prison. The program provided the fathers with a gift to wrap for their child. The father was then able to give their child a gift and build on their relationship. Evidence shows that if you rebuild and maintain the bond between the child and their father whilst he is in prison, it will reduce the likelihood that Dad will re-offend in the future. It also reduces the risk that the child will follow in their father's footsteps and get involved in crime.

You provided a child with the joy of opening a present from Dad, a Dad who they cannot see every day but who they miss a lot. No child needs to suffer for their parent's mistake and I hope you feel great pride knowing your donation went to the building of a relationship between father and child.

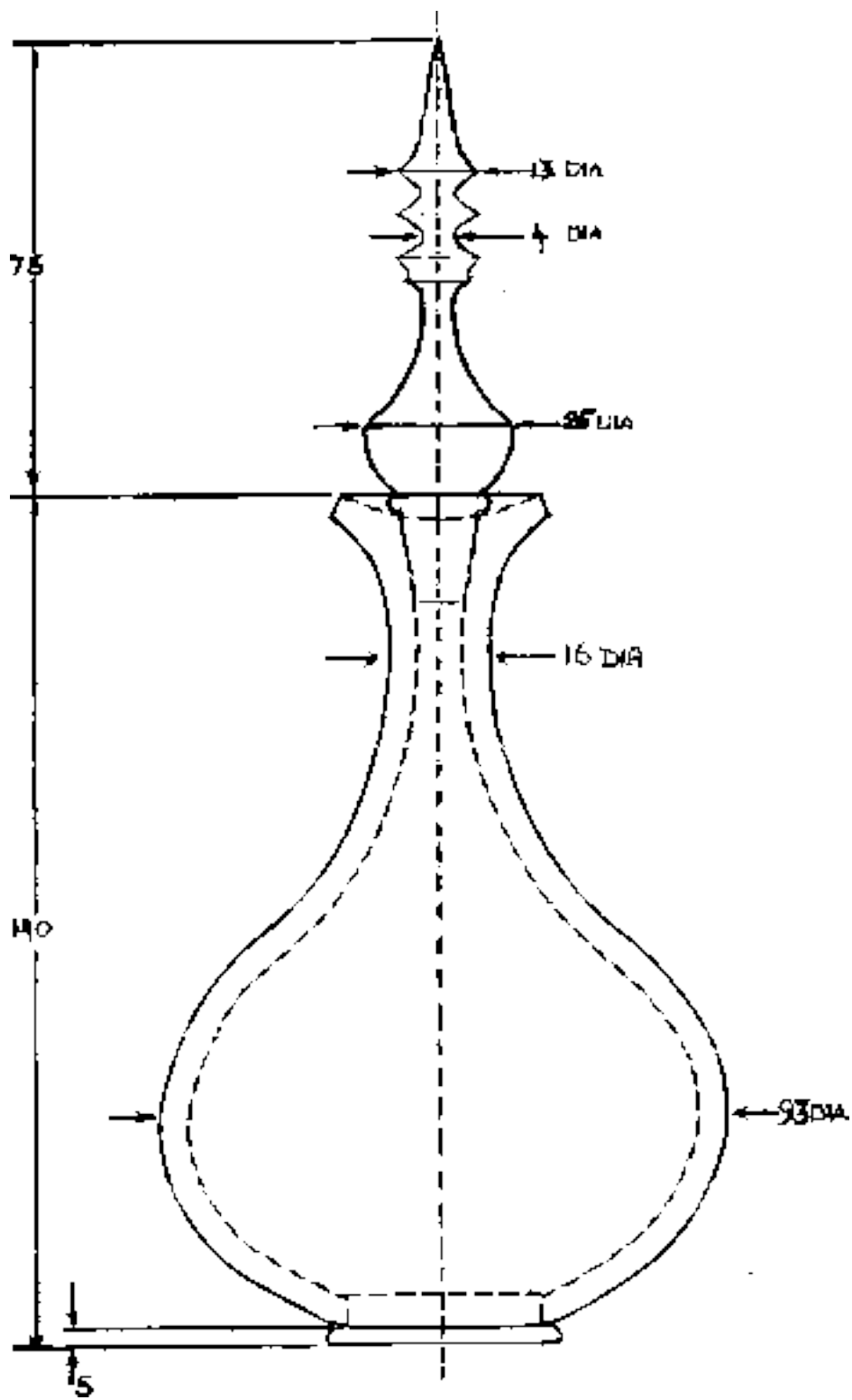
At UnitingCare West our mission is to support and empower those most in need. Together with your generosity, Operation Santa fulfilled this promise.

Once again, thank you and I wish you all the best for the coming year.

Yours sincerely

Fran Tilley

Acting Chief Executive Officer

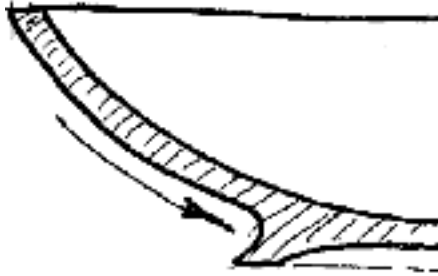


Stoppered Flask Detail
Not to scale

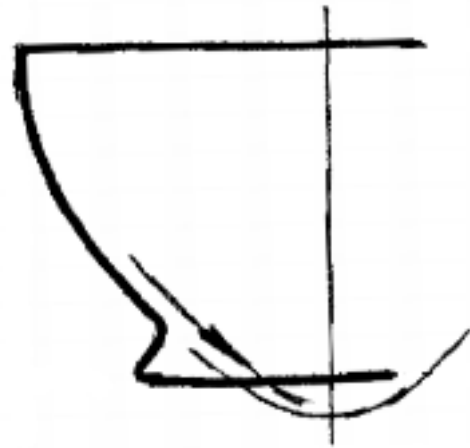
The Technical Desk

FOOTED FORMS



Discussion often revolves around the question – where should the profile of a 'piece' end in relation to the base?



Profile continues through the base



Profile intersect below base makes the bowl visually heavier



Steeper asymmetric curves:- *The base of the foot should rest where the line of the profile intersects the horizontal plane on which the 'piece' sits.*

MELVILLE WEEKEND WORKSHOP

SATURDAY 17TH APRIL 2010
MELVILLE RECREATIONAL CENTRE
CRNR STOCK RD AND CANNING H'WAY
MELVILLE

Convenor: Bernie Dixon
Master of ceremonies: Brian Fowlie
Hosts; Melville Members
Safety Officer: TBA

Competition Item Item made from Banksia nut **Only**. No additional **Timbers**.
Size unlimited.

John Imrie will have a load of dry timber for sale during the lunch break

Saturday Programme

8.00 am Set up, all hands please
8.30 am-Registration and Fellowship
9.00am- **George Walker** --Another use for a rotary clock movement
10.00am- Morning Tea (Members bring a plate of goodies please)
Competition Voting Commences
10.30- **Ross Flint**--Grinding wheels and abrasives
Alternate Programme--
Ladies Crafts Display- the Melville Group invites all of our ladies to bring along examples of their crafts to form a display
11.30am Presidents Forum
12.00pm- Lunch (Hamburger and Salad plus Can of drink-\$6.00) - Supplied by the Atwell Scout Group.
1.00pm- Competition Voting closes **Norm Gratte**- A Flying Saucer
2.00pm-**Roy Lundy**- Lidded Boxes
3.00pm- Afternoon Tea
3.30pm- **Alan France**- my turning in retrospect
Show and Tell
Competition Results
Pack up- Many Hands Make Light Work

MANDURAH GROUP WEEKEND WORKSHOP

SATURDAY 22ND MAY

Freemasons Hall
72 Furnisdale Rd
Burrup

Convenor: Frank Evans

Master of ceremonies: Frank evans

Safety Officer: Maurie Munro

Hosts: All Mandurah Members

Trade Supplier: Mayama Gems, Jim with all his clock bits etc. Alan Williams- Abrasives etc.

Wood for Sale- and Large raffle etc

Competition Item Decorated Wall Plaque 450 Max with off-centre turning and colour optional

Saturday Programme

8.00 am Set up, all hands please

8.30 am-Registration and Fellowship

9.00am- TBA

10.00am- Morning Tea (Members bring a plate of goodies please)

Competition Voting Commences

10.30- Chris Smith- Texturing and Colouring Bowls, Platters and Hollow Forms

11.50am Presidents Forum

12.00pm- Lunch Choice of Soup and Sausage Sizzle \$5.00

1.00pm- Bill Blamken- Inlay with Resin

2.00pm- Competition Voting Closes

2.00pm- Jack Pallas, Turning Serviette Rings & Bangles his way

3.00pm- Afternoon Tea

3.30pm- Show and Tell

Competition Results with John Mason

- Close & Pack up etc (All Hands assist please)

Calendar of Events

Weekend
Workshops

20th February... Gosnells

Natural Edged Bowl with a Lid.

20th March... Collie

Hanging Wall Clock

17th April... Melville

Item made from Banksia Nuts

22nd May... Mandurah

Decorated Wall Plaque

19th June... Joondalup/Wanneroo

Item featuring Inside-Out Turning.

17th July... Swan

Bowl with flat rim

**tba August... Working with Wood
Show**

18th September... Wandi

Made to Measure Stoppered Flask

16th October... Avon

**Lidded Container with 4 different
timbers**

20th November... Busselton

Pair of Salt and Pepper Mills

11th December... TBA

Best Item Turned in 2010

Electronic Payment
of Subs

Account Name; Woodturners of Western Australia

BSB Number; 306-035

Account Number 419869-6

*Please include Membership Number and Name,
and group, and make sure you include the purpose
of the payment;*

*e.g N Moyes; Annual Subs; 138; Swan Group;
Woodturners Association of Western Australia*

WAWA Shopping
Centre Displays

19Apr-24Apr2010----Kwinana Hub

3May-8May2010----Kingsway City Shopping Centre

8Jun-12Jun2010----Kardinya Shopping Centre

30Jul-1Aug2010----Craft Show Claremont

6Aug-8Aug2010---- Wood Show Claremont

30Aug-4Sept2010----Phoenix Shopping Centre

25Oct-30Oct2010----Southlands Willetton

8Nov-13Nov 2010----Melville Plaza

29Nov-4Dec 2010----Centrepont Midland

**The following people may be
contacted regarding Shopping Centre
Displays:**

Brian Fowle 93103161

Les Small 93646143

Neil Piper - 9496-3722

Elaine Boyd - 9592-2232 (Rosters)

Trading Post

For Sale

Sherwood mini lathe MC1018 5 sp.as new complete. with stand & 2 extra toolrests. \$400.00 ono
phone Mike 93909581 0433664493

For Sale

Thicknesser/planer Needs 3 phase power Contact Joan McNeill 9457 1509 Riverton area

For Sale

Lathe- home made contact Bob Berry 0414307247

WANTED

Vicmarc 175 SH electronic variable speed wood lathe (with or without stand mount) plus any
chucks, tool rests. faceplates etc and attachments that may come with it.

Thanks Norm Byrne Mandurah Club - member 2341--9524 8518

Deceased estate Sale

- 1) Dust Extraction Unit De Walt, with 4mt x 4" and 2mt x 6" hose \$120
- 2) Saw BenchGMC 10" \$100
- 3) WelderGMC, with helmet, chipping hammer and rods \$140
- 4) PlanerCarba-Tec 6" Bench Top \$140
- 5) RouterMakita plunge type 3600 BR, with adjustable fluting frame for lathe work \$130

Pictures of these and other tools can be seen on the web

Norm's contact number for intending purchasers, is 9364 7862