

The Woodturners Association of Western Australia (Inc.)



ISSUE 141
APRIL - MAY 2009

NEWSLETTER

NEW COMPACT VERSION

<u>COMMITTEE NAMES & NUMBERS</u>	<u>2</u>	Melville Mutterings.....	10
<u>GROUP MEETING DAYS & TIMES</u>	<u>2</u>	Swan Snippets	11
<u>COMMITTEE NEWS</u>	<u>3</u>	Toodyay Tattles	12
Presidential Pronouncements	3	Wandi Waffles	13
Registrar's Ramblings	3	Wanneroo/Joondalup Journal	14
Video & DVD Verbiage	3	<u>TRADING POST</u>	<u>14</u>
Editor's Epistle	3	WOODFAST 900 FOR SALE	14
<u>WEEKEND WORKSHOP REPORTER</u>	<u>4</u>	<u>FUNNIES</u>	<u>15</u>
Manjimup Weekend Workshop.....	4	<u>TECHNICAL DESK</u>	<u>16</u>
<u>COMPETITION NEWS</u>	<u>6</u>	Easter Egg Boxes - Joseph Hegney.....	16
Competition Items for 2008 - 2009.....	6	<u>WEEKEND WORKSHOP AGENDAS</u>	<u>17</u>
February Competition Results	6	Melville Group Weekend Workshop	17
<u>NEWS FROM THE GROUPS</u>	<u>7</u>	Mandurah Group Weekend Workshop ..	18
Bunbury Bites	7	Wanneroo/Joondalup Group Weekend Workshop	19
Gosnells Gossip	8	<u>WHAT'S COMING UP NEXT???</u>	<u>20</u>
Mandurah Memo	9	Weekend Workshops.....	20
Manjimup Matters	9	WAWA Shopping Centre Displays	20

Closing Date for Edition 142 - Sunday 3rd May 2009

WAWA COMMITTEE

President

Jim Stitfall 9277 3132

Secretary

Doris Martin 9354 9464

Unit 4/451 Riverton Dr East, Riverton 6148

Email: dode.martin@bigpond.com

Treasurer

George Sharpe 9419 5922

Vice President

Derek Martin 9354 9464

Committee Members

Derek Beer *Charlie Marsh*

Maurie Munro *Kelvin Robinson*

Chris Smith *Ray York*

Bill Younger

Membership Registrar

Kevin Treasure 9529 3227

20 Dundas Court, Waikiki W.A. 6169

Email: kevalb@activ8.net.au

Video Librarian

Derek Martin 9354 9464

Librarian

Myrtle Sharpe 9419-5922

Competition Coordinator

John Mason 9537-6626

Email: jasmon@westnet.com.au

Shopping Centre Display

Len Nicholls 9339 6490

Neil Piper 9496 3722

Elaine Boyd (Rosters) 9592 2232

WebPage Co-Ordinator

Tony Boschman 9434 2962

Weekend Workshops

Jim Stitfall 9277 3132

Derek Martin 9354 9464

Magazine Editor

Kelvin Robinson *Mob: 043 808 3388*

..... *Ph: 9439 1111*

..... *Email: kelvin.r@bigpond.net.au*

8 Coachman Court, Wellard W.A. 6170

To Receive your Magazine via Email please send an email to the above with your Name, Membership Number and the email address to which it should be forwarded.

GROUP MEETINGS

AVON VALLEY

Wool Pavilion Showground Toodyay
7:30pm 4th Mon 9:00am 2nd & 4th Sun

Max Heath 9574 2069

BUNBURY

Cathedral Grammar School, Gelorup
7:00pm 1st & 3rd Wednesdays

Tom Brixey 9731 5261

BUSSELTON

Agricultural WA Building cnr Queen St & Marine Tce,
B/ton

7:00pm 2nd & 4th Wed, 10:00am - 4:00pm Sats

Tom Mazey 9754 1818

COLLIE

Various Home Workshops - 9:15am - 4:00pm Last Sunday

Ken Hands 9734 3299

GOSNELLS

Huntingdale Community Hall, Holmes Street H/dale
8:30am - 12:30pm Wed, 6:30pm - 9:30pm Thurs

Chris Smith 9490 1409

JOONDALUP/WANNEROO

Wanneroo H/S, Paltara Way, (Design & Tech Dept.)
2nd Wednesday, 7:00pm

4th Wednesday, 1:30pm 6 Pebblewood Road Woodvale.

Charlie Totten 9349 2028

MANDURAH

Baden Powell Hall, Cnr. Elizabeth & Anstruther Streets
Thursdays: 6:00pm - 9:00pm

Frank Evans 9534 2914

MANJIMUP

2nd & 4th Wed, 9:30am, The Shed, Timber Park.

Noel Gersbach 9777 1626

MELVILLE

Melville Rec Centre, Cnr Stock Rd & Canning Hwy
9:00am Wednesday (excluding School Holidays)

Geoff Saw 9354 1562

MUNDARING

Old Parkerville Primary School, Dura & Riley Rds,
Parkerville 7:00pm Friday

Warwick Connor 9295 4038

SWAN

Gumnuts Family Centre, Mudalla Way. Koongamia
2nd Tues, 7:00pm 1st, 3rd & 4th Tues 1:30pm

Chris Allen .. cjallen@bigpond.com 9294 4206

WANDI

Wandi Community Hall, DeHaer Rd, Wandi
7:00pm 1st & 3rd Thursdays

8:00am - 12:00pm Wednesday (Hands On)

12:00pm - 4:00pm Wednesday (Ladies Group)

George Sharpe 9419 5922

Presidential Announcement

Although the A.G.M. is still some months away, the way time passes means we will need to start thinking of the positions that are required to be filled.

One that needs an early commitment is that of the magazine editor. Kelvin has indicated but he is more than happy to liaise with anyone that has the necessary computer skills for the job.

By the time this magazine is published we will know by your response how successful our efforts to bring out an international Turner have been. Our thanks go to Chris and Alison Smith for all the time and energy they have both spent on this project.

I have been approached by the Perth Royal Show organizers to ask our members to consider entering an item for this year's event. The number of entries has been reduced dramatically e.g. In 2002 there were 176 entries whereas in 2008 there were only 16!! A reminder that any item can be shown and this does not exclude you from our end of the year competition.

There are some exciting things happening to a few of the groups:-

Collie have almost completed discussions with the local council regarding the lease of a hall in the centre of town.

Busselton are taking over the front area where they meet with full support from the local council.

Joondalup has started an afternoon meeting, thanks to the efforts of Viv Paust. Anything that creates more enthusiasm and motivation has to be good!!!!

Jim Stitfall

Registrar's Ramblings

New Members

Hi All

We would like to welcome to the Association

the following new members:

- 2348.. Jesse Brow. Byford
- 2349.. Terry Hood. Bakers Hill
- 2350.. John Sibon. Bicton
- 2351.. Vicki Wilkinson Bibra Lake
- 2352.. Bruce Walker South Perth
- 2353.. Bev Wild Leeming
- 2354.. James Murray Bateman
- 2355.. Bob Filby Leda
- 2356.. Kevin Mort Gooseberry Hill
- 2357.. Noel Ness Bunbury
- 2358.. Joel Heeg. Attadale
- 2359 Dennis Lang --- Chittering

Currently we have 533 Financial Members

Ken Treasure WAWA Membership Registrar

Video & DVD Verbiage

Thanks to all our borrowers who make it worthwhile, especially when they are returned promptly. Please note that if you are returning by mail there is a change of address, our new address is:

**4/451 Riverton Drive East,
RIVERTON 6148**

Derek & Doris Martin

Editor's Epistle

Welcome to the new look magazine, for those who receive the printed version the size has been reduced. This represents a significant saving, both in printing and postage costs. The Committee of Management has decided to trial this format until the AGM in September as a means of gauging member sentiment and savings to the Association. The alternative is a possible rise in subscription fees for 2010 to revert to the previous format.

PS - We still need the services of a New Editor from 2010!

Kelvin Robinson

Weekend Workshops

Observations by Peter Pickering

Manjimup Weekend Workshop

The weather was pleasant for the 300 km drive from Perth to Manjimup; we left Perth at 4.30 am getting to Manjimup at 8.30 am without exceeding the speed limit. As it has been about 50 years since I was in the town it was interesting to see some of the major changes. The virtual demise of the timber industry and the railway has had the most impact, counteracted by the growth of the wine industry and today there are supermarkets and two main streets. The Town Hall was dedicated in 1961 and plenty of parking for guests.

Master of Ceremonies welcomed the members and guests explaining the order of activities, the wine industry theme and social evening meal, he told us that there would be a raffle draw after each demonstration and that the demonstrator would make the draw. Carbattec had hardware for sale and there was also a supply of wood for sale, and you could not wipe the smile of John Mason's face as the

large number of entries arrived for the competition.

First demonstration was Charlie Broadbent with the appropriate and timely show of how to make matching goblets as required for the April competition. Charlie concentrated mainly on methodology rather than turning technics. He provided a handout for representative to take back to their groups which detailed the task from selection of the timber, modifying a spade bit and tips to maintain identical shape for the set.

After morning tea John Mason was next up with a talk on wine, some jokes and stories of his adventures in wine purchasing. After this entertaining preliminary talk John got down to the business of making a deep hollowed bottle. He hollowed out the neck then the base explaining the types of drills and hollowing tools. The secret of success is to make the base plug that fits tight and matches the grain so as to be unnoticeable and John achieved perfection, seal the inside with plastic coating and finish the outside. I expect that a hollow bottle will be a competition item for 2010.

The President's Forum was next and Jim Stitfall spoke on Nick Agar's visit and the need to register your intentions if you wish to attend the master classes, the loss of two microphones at Busselton and the new format of the magazine. The auction of two goblets made by Charlie Broadbent during his demonstration raised \$25.00 for the Bush Fire Appeal.

After lunch Joe Hegney took the stage to demonstrate how to make a cheese board and knife. Points of interest included laminating

WOODFAST WM-910 LATHE
2 HP all cast iron electronic variable speed lathe with heavy duty stand. 910mm between centres. M30x3.5 thread. 245kg. Optional outboard turning kit \$119

CARBA-TEC MCL1100A SWIVEL HEAD LATHE
1.5 HP cast iron 1100mm lathe on cast legs.

WOODFAST WM-305 LATHE
1/2 HP midi lathe with 420mm between centres and optional bed extension. M30x3.5 thread. 48kg.

CARBA-TEC WET/DRY GRINDER
250mm slow wetstone for honing plus high speed dry aluminium oxide wheel. Includes mitre guide. KC-250.

CARBA-TEC TOOLS FOR WOOD
151 Balcatta Rd, Balcatta WA 6021
Phone: 9345 4522 Fax: 9240 1014
Website: www.carbatecwa.com.au

timber for strength and visual effect to make a large base board, benefits of a round tool rest and the fitting of the tile insert. Joe showed how to drill an insert for the handle at an angle of 10 degrees. A smooth demonstration interspersed with wine jokes and compliments for Kelvins tool sharpening.

The President took the floor to answer a motion to vary the size of the candlestick for the March Workshop. Jim Stitfall stated that he cannot create a precedent of change after three months of opportunity for suggestions.

Stan Zieba came next to demonstrate a bottle stopper with captive rings. He described himself as a first time demonstrator but as the event progressed he delivered a very professional presentation which included inserting a halfpenny into the top of the stopper. We hope to see more of Stan at future workshops.

Roy Lundy was next to show us how to make Grapes and Coaster. The grapes suited the wine theme and provided inspiration for the June competition. Roy showed the way to mass produce grapes whilst at the same time saving wood by shaping the end of the wood to a No 2 taper end inserting it into the head stock. Other tips included making a nail chuck.

The large number of entries for the competition provided John Mason and the judges with a difficult job and it is up to us members to continue the effort and give them plenty of choice.

At the end of a busy day a reminder was given about the evening meal and the continuation of the workshop on Sunday at Timber Park.

The weather on Sunday was a little cooler and we were welcomed at the clubrooms at Timber Park. The clubroom is most impressive with the exterior cladding in keeping with the rustic timber theme of the park. I was welcomed by Bert Angus giving away small clamps he had collected from Foxtel antennas and now used to hold small turnings in a scroll chuck. Bert handed these clamps to visitors with an explanation on how to use them. This is just one example of the generosity and hospitality shown to visitors by Manjimup members.

The clubrooms provided an object of envy for the visitors, from the display cabinets at the entrance, the row of angled lathes each with a

dust extractor, ancillary equipment both convenient and neat, to the wood room with all different types of wood in separate numbered bays and a master index showing their location.

Bert Angus took time to explain to me the history of the clubhouse and the long lease they have secured with the Shire. Hard negotiation and physical labour by members, cooperation and donations from the Shire, Forest Department, Bunnings and others together with a retired engineer and a retired builder saw a derelict building turned into a magnificent clubhouse.

Kelvin Robinson demonstrated the Tormek sharpening system using P&N chisels, this demo produced lively discussion as everyone seemed to have their own opinion on sharpening, however all agreed that the results achieved by Kelvin and the ease of repeatability were superb although the cost was a little daunting. Kelvin's demo proved the catalyst for an explosion of activity. My apologies if I missed something but examples were:-

Kelvin sharpening and providing chisels for other demos, all complimented the tools and sharpness.

Various members cutting Wandoo with a Kelvin's roughing gouge

Norm Gratte demo goblet turning on the Vicmarc

Joe Hegney giving instruction

John Mason showing his offset turning system

Alan Williams giving a talk on abrasives

At 10:00am a one minute silence was held for the victims of the Victoria bushfires, a ceremony which took on more significance as we were in the middle of timber country.

I would like to make reference to the country style morning and afternoon teas that were gratefully appreciated and there were many compliments about the taste of home made items.

Congratulations Manjimup on a very informative well organised and pleasurable weekend.

Peter Pickering - Roving Reporter

Competition Items

- Apr . . Goblets, Matching in all respects. All to be exactly 150mm high. Set of two for Novice, Set of three for Intermediate, Set of four for Advanced. Goblets only, no trays, racks etc.
- May . . Inkwell and Inkwell holder to be all wood, with an old style pen with a nib or a quill pen which is also made of wood.
- Jun . . Fruit in a Bowl, Five different pieces of fruit in a bowl. Colouring is optional and all pieces to be realistic and average life size.
- Jul. . . Lidded Honey Pot and Honey Dipper. Maximum size of the bowl and lid, 150mm high x 100mm wide. Dipper to be proportional.
- Aug . . Double Bowl, To feature two overlocking (interlocking)(figure of 8) bowl recesses. Unlimited size
- Sep . . Needle Cases, Set of three 70mm, 90mm, 110mm, matching in shape and timbers.
- Oct . . Thin Wall Bowl, 150mm to 160mm

high x 180mm to 200mm wide. The bowl walls to be as thin as possible. A correspondingly thin base would be desirable, but not mandatory. (Variable measurements are to allow for any movement in the wood).

- Nov . . Hanging Christmas Decorations, Set of Four. Upside down Finial type. Not necessarily matching, colouring is optional.
- Dec . . Best Turned Item made in 2009 that has not been previously judged at an Association Workshop.
- Jan . . No workshop.
- Feb . . Natural Edged Bowl with a Lid. The lid to be set inside the bowl away from the natural edge.

John Mason, Competition Co-ordinator

Competition Results

Manjimup Group

February Weekend Workshop. Square Edged Bowl

Wow! What a great start for the year, 32 entries with 10 novice, 9 intermediate and 13 advanced and a rather good balance of numbers. The quality was excellent overall as were the variety of designs. This, of course made the judging a little more difficult but Jeff Tills, Ron Greenhow and Pat Mason did a sterling job. Thanks to them in a comp where there were 32 potential placegetters.

On a more disturbing note, I have heard of

TIMBECON

10 John Street, BENTLEY
Tel: 9356 1653
www.timbecon.com.au
sales@timbecon.com.au



Magnetic Parts Tray

Keeps your parts, tools, screws, washers and springs securely in place - with no more "rolling-away".

\$14.49 each!

The 25mm deep Stainless Steel tray allows you to positively place removed fasteners in order, so re-installation in the right sequence is easy!

Features two 80mm diameter built-in magnets with rubber surface guards to firmly attach to any iron/steel work surface horizontally, vertically, upside-down or anywhere in between.

PRICE VALID ONLY WHILE STOCKS LAST!

entries being scratched by finger/thumb nails, presumably to see what the finish is. THIS MUST STOP!

Our members put a lot of work and time into these items and to have them vandalised in this manner is totally unacceptable. If you want to know what the finish is, ask me at the comp desk and I will tell you the owner and you can then TALK to him/her. This type of damage is almost impossible to fix.

Footnote :- I went back through the records to 2001 and found the following

Chalice, to measurements 33 entries July, 2001 at Midvale.

Salt & Pepper mills, 35 entries February, 2003 at Bunbury.

Cup & Saucer 30 entries May, 2003 at Mandurah.

Chalice to measurements 30 entries June, 2004 at Katanning.

Square Edged Bowl 32 entries February, 2009 at Manjimup.

Which is all I found of entries of 30 or more. This was a wonderful result for Manjimup (who I congratulate on a terrific weekend) and for our members.

A really great start for 2009 and it is hoped that this level continues.

Congratulations to all entrants.very well done!

John Mason, Competition Co-ordinator

Novice:

- 1st . . Rudi Goh**
- 2nd . . Tom Hardy**
- 3rd . . Brian Hall**
- 4th . . Grant McKinnon**

Intermediate:

- 1st . . Tom Callaghan**
- 2nd . . Joe Clark**
- 3rd . . Buster Bailey**
- 4th . . Jim Hill**

Advanced:

- 1st . . Ray Batt**
- 2nd . . Frank Evans**
- 3rd . . Chris Smith**
- 4th . . Maurie Munro**

Open:

- 1st . . Ray Batt**
- 2nd . . Tom Callaghan**
- 3rd . . Rudi Goh**
- 4th . . Joe Clark**

Popular Vote:

- 1st . . Frank Evans**
- 2nd . . Ray Batt**
- 3rd . . Joe Clark**
- 4th . . Tom Callaghan**

John Mason, Competition Co-ordinator

News from the Groups

Bunbury Sites

4th of February

Show And Tell with me. Ted Norrie, Jim Cunniffe, fancy wooden bangles. Tom Brixey, Jarrah bowl, Tom had some beautiful Jarrah. Ted Norrie, segmented pen, York Gum bowl and a gorgeous Norfolk Pine bowl (this is a very nice wood). John Kemp with a nicely proportioned Camphor vase. Stan Zieba, turned flowers mounted on a board for wall hanging (lovely) in the one tenth model rocking chair in Jarrah (just great). George Parke presented the largest platter ever made in WA out of a West Australian grown pecan nut tree, it measured 46.5 centimetres Or 18 inches in the old money, Pecan will never be spectacular, but if you as a subtle beauty and is well worth any effort put into it.

Malcolm Target, a scale model lighthouse in Blackheart Sassafras (a great technician). Kevin Bell showed us and gave a talk on chisel sharpening jigs made out of MDF. Jim Cunniffe gave a talk on bangle making using various jigs and wooden chucks.

18th of February

2009 is going to be good for us as our

attendance has been 25 for our first two meetings. Tonight was a talkfest with convener Tom Brixey outlining upcoming events for 2009. After our cuppa we had hands-on demonstration by Stan (biggles) Zieba on wine bottle stoppers with captive rings (Stan got all his "Murphys" out of the way tonight) so he can have a clean slate when he demonstrates at the Manjimup weekend. Stan has the potential to be a great demonstrator as he is innovative and in has a well developed sense of humour to go with a great personality.

Jim Cunniffe demonstrated wooden bangle making using a dedicated mandrel system with various specialized chisels. Jim's demonstration so enthused me I am going out to make some bangles to go with my handbags.

On the 1st of March the club's annual outing to the Dardanup Heritage park for the Garry Brooks memorial weekend takes place. Members give demonstrations and make items from the park's mill ends, also they make sales of turned ware.

PS in W.A.W.A issue 140 under the heading award of merit Mick Johnson it stated Mick Johnson joined the Bunbury Group in 1997. It was in fact 1987 so Mick has been a wood turning member and of W.A.W.A for 22 years.

GeePee

Gosnell's Gossip

All hands on deck at Gosnell's as Captain Chris Smith rallies the troops for busy year starting with the Gosnell's Workshop and the visit of Nick Agar in March then Garden Week in April, however we had several activities which included:-

Show and Tells

- * Four decorated boxes by George Kieliger including a talk on types of wood and ratio of the finials.
- * Stuart Heinrich showed his pepper grinders, onion shaped tape holder and a lazy Susan.
- * Chris Sioulas demonstrated a grinding jig

he had made and the donated it to the group. Thanks again Chris.

- * Ian Eagles showed a lamp stand he had made

There were two excellent demonstrations the first from Chris Sioulas showing his considerable skills in the making of a square edge bowl in she oak. For the benefit of those who had not made one before and in the interest of safety Chris used sacrificial pine edges. To provide decoration Chris put a wavy edge on top then matched the pattern on the bottom. With a square edge bowl being the next competition item Chris's demonstration caused considerable interest in a professional demonstration of the skills that have made Chris an award winning turner.

The group was honoured with a visit from Jack De Vos who was kind enough to give his time to demonstrate the turning of a long neck vase. Jack started with a detailed explanation of the task and the sequence he would follow including the mounting methods he would use. Starting at the bottom he roughed down then shaped the base. Even problems with the lathe could not upset Jack's professional approach, delivering a detailed explanation, which included the way he had made some of his tools and the most suitable grind to use, a display of highly skilled tool work whilst at the same time inviting questions from the audience. Jack finished the demonstration showing how he embellishes the piece to give it that individual touch. The group was enthralled by his amazing demonstration and showed appropriate appreciation. Thank you Jack.

Jack was invited to judge the group monthly competition. Which he was pleased to do, starting with a short talk on the criteria for wooden boxes. He complimented the members on the standard of their work, and then gave the results.

Novice

- | | |
|-----|------------------|
| 1st | Alan Pickersgill |
| 2nd | Peter Price |
| 3rd | Rudy Goh |

Intermediate

- | | |
|-----|--------------|
| 1st | Owen O'Neill |
| 2nd | Derek Beer |

Advanced

- | | |
|-----|---------------|
| 1st | Derek Pollard |
|-----|---------------|

STOP PRESS Derek Pollard on the front page of the Gosnells Examiner Feb 12

Peter Pickering

Mandurah Memo

We did our annual pilgrimage to this annual event on the foreshore. It was well attended by our members and it generated a lot of interest with three lathes going most of the day. We managed to make a heap of spinning tops which were given away to passing kids. All the turners know how to make a spinning top.

The club is actively involved in looking for new premises in Mandurah as our hall is not big enough a deputation was made to the council for the use of one of their buildings. We can only wait for a reply.

Mandurah had a good show at the Manjimup Workshop with 14 entries out of a total of 32. Well done to our regular competitors and our new members.

A BBQ breakfast is organized for turners and

partners for Sunday 5 April at the Dawesville Boat Ramp picnic site at 9.00 A.M. Gourmet menu of sausages and eggs has been planned. Planning for the May 16 Workshop is complete; the programme is listed elsewhere in this newsletter.

It appears we are going to have a very busy month of May with demonstration on the 1 May (Pinjarra), 2 & 3 May (Stretch Festival) 16 May (Workshop) 30 & 31 May (Pinjarra Festival)

John Mason has had a cataract operation lately and has been banned from his workshop for six weeks. Thank you to the Club members, who are helping him with an ongoing contract,

Tom

Manjimup Matters

The first couple of months of 2009 have been very busy for members. A couple of busy bees were held to paint the "Long Shed" floor and to oil the weatherboard cladding on the outside of the building. This was all in preparation for our bi-annual Weekend Workshop which was

held over the weekend of February 21st and 22nd.

Once again members from other groups patronised the event with 72 members registering on Saturday. Associates and visitors brought this attendance to 104.

Members were treated to 5 excellent demonstrations which centred

Perth
13 Beechboro Road South
Bayswater WA 6053
Ph: 9272 3844
Fax: 9272 8959
sales.perth@ptms.com.au

POWER TOOLS and MACHINERY SALES

A.B.N. 49 215 563 304
www.ptms.com.au

Bunbury
Unit 1 / 61 Albert Road
Bunbury WA 6230
Ph: 9791 1433
Fax: 9791 1032
sales.bunbury@ptms.com.au

Woodman Electronic Lathe



JET Lathes



JML1014

Woodman Oscillating Belt Sander




JWL1642



around the wine industry – a goblet, hollowed bottle, cheeseboard, wine bottle stoppers with captive rings and some grapes. The demonstrators catered for turners from novice to the more experienced, and members appeared to appreciate their efforts. Our thanks go to all of the demonstrators.

On Sunday morning around 60 people went down to the Timber Park where further demonstrations took place. The morning was rounded off with a sausage sizzle before visitors took off on the journey home.

Members are to be congratulated on the result of the weekend. As usual, the ladies did us proud, catering for lunches, morning and afternoon teas. They may have been a small group but they work extremely well as a team. Thank you ladies for a job well done.

On Saturday night, an evening meal was held at the Shack Restaurant in the Southern Forests Hotel/Motel. It was a very social gathering, and although numbers were down on previous years, everyone seem to enjoy the evening. The Manjimup members thank all who came to the dinner, and invite you to return in 2011!!

The annual inter-group visit from Collie members will be held at the end of March. Charlie Broadbent has kindly agreed to be the demonstrator for the day. All Manjimup and Collie members are invited to attend – it should be a good day.

Yvonne Pegrum

CARROLLS WOODCRAFT SUPPLIES

Your one stop shop for your Woodturning, Woodcarving, Pyrography, Scrollsawing and general woodworking needs. Craft Supplies, Machinery & Handtools.

Phone, Fax, Email & Web mail order specialists.



[WWW.CWS.AU.COM](http://www.cws.au.com)

66 Murradoc Road, Drysdale Victoria 3222

Phone: 03 5251 3874

Fax: 03 5251 3864

Email: carrolls@pipeline.com.au

Melville Utterings

Our first meeting for 2009 was held at Piney Lakes as the Melville Recreation Centre was not available to us owing to school holidays - our long running campaign to find a permanent home continues!

Our weekly program of events commenced on :-

14th Jan with Geoff Saw showing how he turns a pot pourri bowl.

21st Jan- Bill Power showed how to turn long stemmed flowers with the aid of a centre steady. Bill had some problems along the way but these were resolved and we learned that all problems have solutions which made his demo all the more instructive.

28th Jan - We had the pleasure of the company of two young ladies Belinda and Julie from Australian Hearing who gave us a most interesting talk on deafness and the aids that are available to assist those of us who have a hearing problem to ameliorate it. The hearing aids they demonstrated are certainly a big improvement on the aids which were

available say 10 years ago and as Australian Hearing are a government body the cost is not prohibitive.

4th February - We were visited by Chris Siolas from the Gosnells group who turned a very delicate lidded container on a base with a stem supporting a small bowl turned from a cube on the bias which allowed Chris to create a rim with three very thin triangular upswept wings and a lid dome shaped with an elegant finial on top. This was an excellent demo by a master turner and was greatly appreciated by all members present. It was a pity that we did not allow Chris more time to complete his demo.

18th February - Norm Gratte organised an excellent hands on day turning an offset stemmed candlestick. This was a good exercise for our newer turners and went down well.

25th February - Members were asked to bring along any jigs or turning aids they had made or purchased which might be of any interest to the group and although only a few members did so what was displayed was I am sure of interest to the others.

It is with sorrow that we record the death of our member Ted Grant(no. 1728) on the 19th of February after a long battle with mesothelioma contracted in his early years as a resident at Wittenoom. Ted packed a good deal into his life of 65 years - he held a pilot's licence, was a bagpiper of the scottish variety and taught the instrument in Rockingham. He was also a sailmaker, a woodturner and assisted our group with our sound and video equipment. He together with Jack Adams built the tall cabinet which houses this gear and which we use every week. His illness kept him away from our recent meetings but his passing will be regretted by those who new him.

Don Gunn

Swan Snippets

It seems that many turnings have begun, some finished and tonnes of sawdust produced since Swan Woodturners kicked off 2009 with a barbecue and the annual presentation of awards. About 50 members and partners attended with some of the keener ones taking part in a spinning top competition, producing a varied range of tops from the tiny to extra large. After heats and a play off Ian Moss was the winner – his top spinning for ages.

Trophies and certificates were presented to:
Novice: 1st: Bob Napthine (our sight impaired member); 2nd: Brian Kirkby; 3rd Jason de Grassa; Intermediate: 1st: Matt Koch; 2nd: Bill Marshall; 3rd: Chris Allen; Open: 1st Jim Hanney; 2nd: Bruce Shephard; 3rd: George Southern.

The first meeting was on January 20 when convenor Chris Allen set both a calculator and a 40-year-calendar in jarrah bases. During his presentation the new air filter was given a trial run resulting in a much-improved atmosphere in the meeting room.

January 27 Kingsley Richards demonstrated how a delightful and useful



bowl could be made from a spare piece of laminated pine beam used in house construction. This was done by cutting a section with a parting tool prior to joining the cut section to the remaining timber to give height to the bowl.

February 3 Jim Hanney showed the team his innovative “wavy spindles” for use as a mantle clock, pair of bud vases and what a stand for a dinner gong.

February 10 At our monthly evening meeting Joe Clark prepared a large candlestick from camphor laurel. In the first competition of the



year for a square-edged bowl the winners were: Novices: 1st Jason de Grussa; 2nd Owen McGrath; Intermediate: 1st Brian Kirkby; 2nd Bob Napthine; 3rd Matt Koch; Open: 1st Bob Nichols; 2nd Ian Moss; 3rd Jim Hanney.

February 17: Malcolm Munroe gave a talk on basic lathe work, which was informative for the newcomers and gave those who had been turning for years some handy reminders. He made a moody bird in record time. Malcolm was woodturning prior to any association being formed and certainly without the plethora of magazines or drawings now available.

Tom Wainwright

Toodyay attles

G'day from Toodyay, Well here we go again We start off by wishing our esteemed member Wally Trawinski a return to good health. Wally was helping to load a refrigerator when he fell and injured his back and gave himself a slight hit on his head. After a spell in hospital with his back came home and a couple of weeks later finished up back in hospital with a bleed on his brain. So be aware and dont take risks if you hit your head. Get it checked.

We have nearly completed a project in the club where a chap associated with a steam engine preservation society wanted some patterns made. It was suggested that MDF was the way to go, but we had a lot of trouble using this material. I myself did two items only to have them break at the last moment, bugger. We then switched to using pine and was successful. Even our esteemed

David Evers states he would not use this product for this type of thing again.

Another project the honourable David Evers has got us into is making Buttons for a group of local Spinners and this caused a lot of discussion at our last meeting as a lot of us have never had the experience of making these items.

At our last meeting David Evers bought along some of his tools to show and explain what he could do with these. Due to lack of numbers at the meeting he unfortunately didn't demonstrate and this will be held over to another meeting.

We now have a couple of new members as you would all have noticed in the newsletter and we welcome Bill and Terry to the club.

On the 21 of March we are having a club get together wives and partners as a social occasion and our offsidars can tell each other

what we don't do around the house when we feel we should be in the shed Turning.

Any way that is about all from the Tattler for now. See yuz.

The Tattler

Wandi Waffles

January Club Nights

John Mercer, an impressive connoisseur of wood turning began the year with a superb exposition in the creation of wooden fruit. Following a brief discussion on the choices of the desirable characteristics and features which can be represented in an object; dexterous cuts, together with an involved informative narrative on which tools are best suited for each task. The pear reached completion in no time at all. Our thanks for an instructive, well executed demonstration.

February Club Nights

Family commitments prevented me from attending both club nights during this month. My thanks go to Alan Roberts's esquire for his input regarding Ron Yates segmented bowl..... 'February 5th saw Club Stalwart Ron Yates give another of his always interesting demonstrations. In his usual down to earth commonsense presentation Ron went through all the steps in making a segmented vase. As usual he had a number of his simple but innovative jigs for measuring, cutting and gluing the sixteen pieces required for each of the layers that made up the vase.

Ron explained all of the steps in the simplest of terms, starting with the selection of timber, how to work out the end angle of the pieces (without trigonometry), how easy is that! This created a lot of discussion, as did as to why Ron uses Bondcrete for this particular job. Each piece was cut on the club band saw using Ron's homemade jig and no sanding for fit was required, nor desirable as the sawn end gave a better seating for the glue. It was explained that each adjacent piece was rung together to remove air and to help bond the two faces.

Half of the vase had been assembled so Ron

rough machined it to demonstrate the glue strength, despite not measuring the half vase, when he removed it from the chuck it fitted the other half almost perfectly. We all look forward to seeing the finished item at our next meeting.

This most impressive and interesting demonstration by Ron was much enjoyed by all. We look forward to seeing what else he can come up with.'

Julie Boaler was kind enough to present me with some notes regarding Alan Williams' talk on abrasives, which was held on the 18th of February. Abrasives come in many styles, from paper backed abrasives which although cheaper are not as cost effective as the good quality cloth backed ones. The most common of the abrasives are made from aluminum oxide, a hard substance created from crushed rock that penetrates and cuts the wood easily. Remember, the smaller the mesh numbers the coarser the grit and therefore the cut. Alan described abrasives as the smallest tool in the shed; that one should think of them as a cutting tool, and as such the appropriate one ought to be used depending on the particular work at hand. An example was provided - when working on a narrow necked vase it is best to use a long thin piece of wood with abrasive stuck on, it saves the fingers and gets the job done beautifully. Other words of wisdom were espoused, "To enhance the finish of your article following sanding, wipe down with 'metho' to highlight any stubborn scratches, and then sand down again", as well as, "Using a drill sander creates more heat and therefore more cracks", so be wary of the methods and 'pressure' one uses. Thank you for a very informative evening.

Wednesday Group

Waxing and Waning

Wednesday mornings, traditionally for the 'guys' to strut their stuff continues to thrive, with all lathes loaded and busy. It is wonderful to be able to wander around and observe the intricacies of the work being done, from large pepper mills, to square edged bowls to different finishes or embellishing techniques. The social club is also flourishing with those brave or foolish enough even sampling the fruit of a cactus!! However, whether through illness, family commitments or perhaps even due to diets! the ladies group has shrunk a little. So come on and get busy

again and join in on the fun, entertainment, discussions and turn some wood.

Alan Roberts kindly took some time to talk about his passion of correct sharpening techniques for the various gouges, so hopefully the tools in the 'shed' will last longer and perform their tasks perfectly. Please remember to use the appropriate jigs available.

Daphne

Wanneeroo - Joondalup Journal

The January meeting at Margaret and Tony Collins' place was a huge success, combining good food, good fellowship and a bit of woodturning business. The ladies enjoyed meeting up again, so much so that Margaret has organised a ladies only lunch for this month.

At the February meeting Viv Paust did the demonstration of matching goblets as a forerunner for April's WAWA competition. It showed that aluminium discs and hot-melt glue are ideal for this project. During Show and Tell, Andy McFadyen had a vessel incorporating staves that had been compound-angle sawn with his drop saw. So much interest was generated that he agreed to demonstrate at next meeting and also at our weekend workshop in June. The competition item, a candlestick from supplied drawing, had few entries. The general opinion was that it was ugly, too large for the average home and the drawing was ambiguous. We have decided that this year we will not slavishly follow the prescribed WAWA competition.

We are trialing an additional meeting each month, a daytime informal gathering in Viv Paust's garage. It is on the fourth Wednesday at 1:30pm. The first meeting was well attended and we got into toy-making for the Christmas collection.


Corkscrew.

Trading Post

**WOODFAST 900
BED GAP FOR BOWLS UPTO 400MM
SAFETY SWITCH FITTED
ALL ACCESSORIES
A BARGAIN AT
\$750.00 O.N.O
95282520 or 0429356819**




I wish for...



no housework,
no cooking,
no cleaning ...



horror movie



The Technical Desk

JOSEPH P. HEGNEY



Easter Egg Boxes

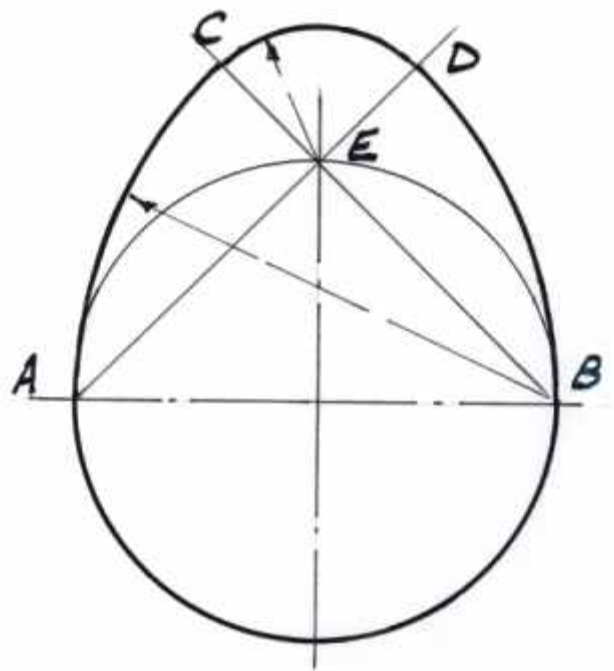
At a recent 'Hands on' at the Melville Group, Norm Gratte had us all turning Easter Egg boxes. The main purpose of the exercise was 'hollowing'. The second problem was the shape of an egg?

To draw the 'perfect' egg shape.

Draw a circle, say 40mm diameter, and mark the vertical & horizontal centre lines.

Draw the lines AD & BC that pass through E.

Set the compass to 40mm and with centre B, draw arc AC.

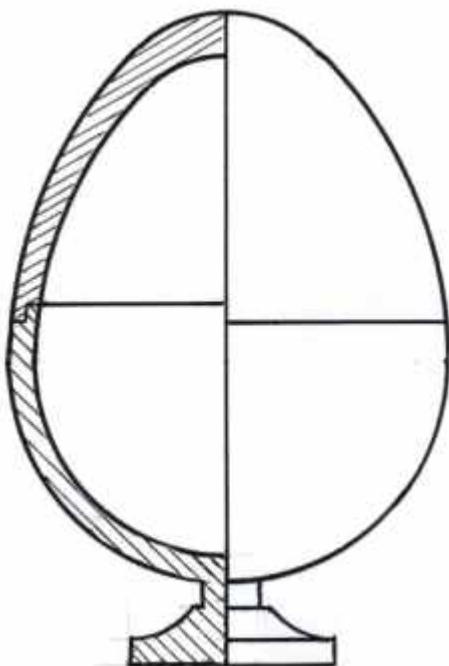


Repeat the process to produce arc BD.

Then with centre E and EC as radius, complete the egg.

Having completed an accurate drawing,

enclose a rectangle round the shape and check for the 'Golden rectangle!'



The Easter Egg box – the big question is,

where should one locate the join. I am quite happy to leave that to personal choice!

MELVILLE GROUP

WEEKEND WORKSHOP

SATURDAY 18TH APRIL 2009

WANDI COMMUNITY CENTRE
DEHAER RD, WANDI

Convenor: Goeff Saw
Master of Ceremonies: Brian Fowlie
Host(s): Melville Members
Safety Officer: TBA

Competition Item:

Goblets, Matching in all respects. All to be exactly 150mm high. Set of two for novice, Set of three Intermediate, Set of four for Advanced. Goblets only, no trays, racks etc.

Saturday Programme

8:00am . . Set-up - All Hands Please
8:45am . . Registration & Fellowship
9:00am . . Welcome & Announcements
9:15am . . George Walker—Cutting and reassembling face plate turnings
10:00am . Morning Tea (Members as usual please bring a plate of goodies.)
Competition Voting Commences
10:30am . Alan Smith---Green turning and microwave drying.

Alternate Programme

. MALCOLM HYDE—A lighthearted look at the English language.
11:30am . President's Forum
12:00pm . Lunch - Hamburger & Salad - \$5.00 - Supplied by the Atwell Scout Group.
1:00pm . . Joe Hegney - Spindle turned handles.
Competition Voting Closes
2:20pm . . Norm Gratte - Router embellishing on the lathe
3:10pm . . Afternoon Tea
3:40pm . . Neil Piper—My turning in retrospect.
Show & Tell
Competition Results
. PACK UP - MANY HANDS MAKE LIGHT WORK

Health permitting John Imrie will have a load dry timber for sale.

MANDURAH GROUP WEEKEND WORKSHOP

SATURDAY 16TH MAY 2009

MASONIC HALL
FURNISDALE RD, FURNISDALE

Convenor: Frank Evans
Master of Ceremonies: Frank Evans
Host(s): Mandurah Members
Safety Officer Maurie Munro
Trade Supplier Mayama Gems

Other Groups Attending

Quilters group
Leather Man
Mayama Gems

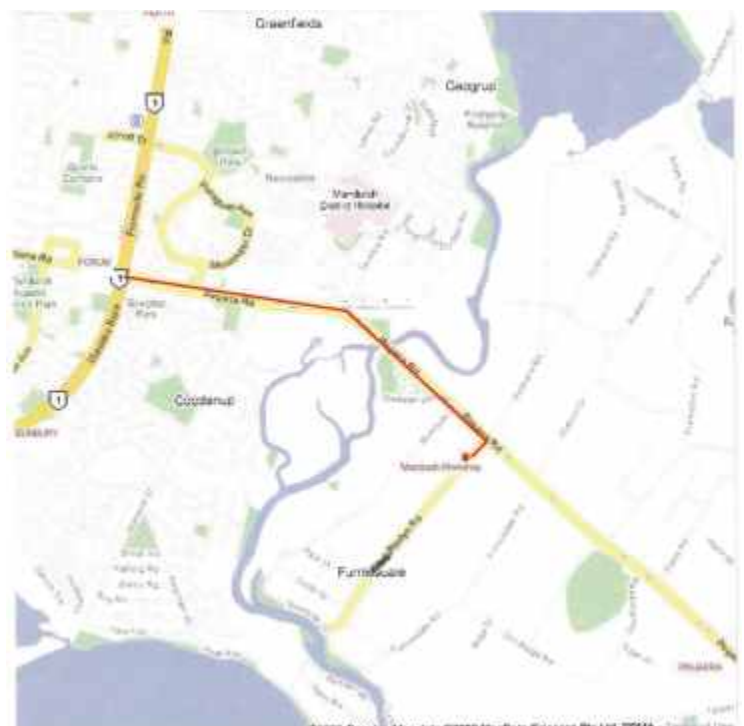
Competition Item:

Inkwell and Inkwell holder to be all wood, with an old style pen with a nib or a quill pen which is also made of wood.

Timber for Sale

Saturday Programme

8:00am . Set-up - All Hands Please
8:30am . Registration & Fellowship
9:00am . Peter Briggs – Thread cutting
10:00am Morning Tea (Members as usual please bring a plate of goodies.)
Competition Voting Commences
10:30am Viv Paust – Exploiting the cross sectional shape of your woodturning.
11:50am Presidents Forum
12:00pm Lunch - Soup, + 2 sausages in bun.
1:00pm . Gordon Ward.
2:00pm . Don Clarke – Rose cutting machine
Competition Voting Closes
3:00pm . Afternoon Tea
3:30pm . Show & Tell
Competition Results
4:15pm . Close



WANNEROO / JOONDALUP WEEKEND WORKSHOP

SATURDAY 20TH JUNE 2009

**WANNEROO HIGH SCHOOL
PALTARA WAY, WANNEROO.**

Convenor: Charlie Totten
Master of Ceremonies: . . . Charlie Totten
Host(s): . Wanneroo/Joondalup Members
Safety Officer TBA

3:00pm . Afternoon Tea
3:30pm . Sixth Demo (Viv Paust). Race Cars
and Wheels
4:00pm . Show & Tell
Competition Results
5:00pm . Close

Competition Item:

Fruit in a Bowl, Five different pieces of fruit in a bowl. Colouring is optional and all pieces to be realistic and average life size.

Saturday Programme

8:00am . Set-up - Test Audio/Visual - All Hands Please
8:30am . Registration & Fellowship
9:00am . Starting announcements and welcome.
9:15am . First Demo (Charlie Totten) - Turning a Cube
10:00am Morning Tea (Members as usual please bring a plate of goodies.)
Competition Voting Commences
10:30am Second Demo (Andy McFadyen) - Staved Construction
11:15am Third Demo.....to be finalised
12:00pm Lunch - TBA

The afternoon will be devoted to wooden turned toys.

1:00pm . .Fourth Demo (Tony Collins) Toy
1:45pm . Presidents Forum
2:00pm . Fifth Demo (Andy Hill) to be finalised
Competition Voting Closes

Calendar of Events

Weekend Workshops

Melville Group Weekend Workshop

When: . 18th April 2009
Where: . Wandi Community Centre,
DeHaer Rd, Wandi

Mandurah Group Weekend Workshop

When: . 16th May 2009
Where: . Masonic Lodge
Furnisdale Road, Furnisdale

Wanneroo/Joondalup Weekend Workshop

When: . 20th June 2009
Where: . Wanneroo High School

Swan Group Weekend Workshop

When: . 18th July 2009
Where: . Kalamunda

Working With Wood Show

When: . August 2009
Where: . Claremont Showgrounds

Wandi Group Weekend Workshop & Annual General Meeting

When: . 19th September 2009
Where: . Wandi Community Centre,
DeHaer Rd, Wandi

Avon Group Weekend Workshop

When: . 17th October 2009
Where: . Toodyay

Bunbury Group Weekend Workshop

When: . 21st November 2009
Where: . Bunbury

WAWA Christmas Breakup

When: . 19th December 2009
Where: . Airforce Memorial Estate,
Bullcreek Drive, Bullcreek

WAWA Shopping Centre Displays

North Beach Shopping Centre

Starts: . Monday 30th March 2009
Finish: . Saturday 4th April 2009
Where: . North Beach Shopping Centre,
North Beach.

Kingsway City Shopping Centre

Starts: . Monday 4th May 2009
Finish: . Saturday 9th May 2009
Where: . Kingsway City Shopping Centre,
Cnr Wanneroo Rd & Hepburn
Ave, Madeley.

Craft, Quilt & Knit Show

Starts: . Friday 31st July 2009
Finish: . Sunday 2nd August 2009
Where: . R.A.S. Showgrounds, Claremont.

W.A. Wood Show

Starts: . Friday 7th August 2009
Finish: . Sunday 9th August 2009
Where: . R.A.S. Showgrounds, Claremont.

The following people may be contacted regarding Shopping Centre Displays:

Len Nicholls - 9339-6490

Neil Piper - 9496-3722

Elaine Boyd - 9592-2232 (Rosters)