



# Issue No:130 June - July 2007

# NEWSLETTER



If undelivered return to:  
 Woodturners Association of W.A. (Inc).  
 C/- 8 Coachman Court  
 Wellard WA 6170

Print Post Approved PP643938/0039

SURFACE  
MAIL

POSTAGE  
PAID  
AUSTRALIA

<u>COMMITTEE NAMES &amp; NUMBERS</u>	<u>2</u>
<u>GROUP MEETING DAYS &amp; TIMES</u>	<u>2</u>
<u>COMMITTEE NEWS</u>	<u>3</u>
PRESIDENT'S FORUM .....	3
SHOPPING CENTRE NEWS .....	3
WOODTURNING COURSES .....	3
NEW MEMBERS .....	4
ELECTION OF OFFICE BEARERS 2007-2008 .....	4
<u>COMPETITION NEWS.....</u>	<u>5</u>
MARCH WEEKEND WORKSHOP RESULTS .....	5
APRIL WEEKEND WORKSHOP RESULTS .....	5
COMPETITION ITEMS FOR 2007 .....	6
<u>NEWS FROM THE GROUPS .....</u>	<u>6</u>
BUNBURY BULLETIN .....	6
A LETTER FROM BUSSELTON .....	7
GOSNELLS GOSSIP .....	8
A MEMO FROM MANDURAH .....	9
MELVILLE MUTTERINGS .....	9
SWAN SNIPPETS .....	10
WANDI WAFFLES.....	11

<u>BEREAVEMENTS</u>	<u>12</u>
VALE BOB JAMES.....	12
VALE JOHN COLYER .....	12
<u>ELECTION OF OFFICE BEARERS</u>	<u>13</u>
NOMINATION FORM 2007-2008 .....	13
<u>TRADING POST</u>	<u>13</u>
DURDEN COPY CENTRE FOR SALE	
<u>TECHNICAL DESK</u>	<u>14</u>
LIDDED CONTAINERS - JOSEPH HEGNEY.....	14
<u>WEEKEND WORKSHOP AGENDAS</u>	<u>15</u>
WAWA COMMITTEE AT WANDI.....	15
SWAN GROUP AT KALAMUNDA .....	15
<u>WHAT'S COMING UP NEXT???</u>	<u>16</u>
WEEKEND WORKSHOPS .....	16
SHOPPING CENTRE DISPLAYS.....	16
WAWA WOODTURNING COURSES.....	16



# Committee

## **PRESIDENT**

TONY BOSCHMAN . . . . . 9434 2962

## **TREASURER**

ROSS WILTON . . . . . 9384 3160

## **VICE PRESIDENT**

JIM STITFALL . . . . . 9277 3132

## **SECRETARY**

KAY MARRIS . . . . . 9417 4923  
35 BOEING WAY, JANDAKOT W.A. 6164  
. . . . . EMAIL: [marris@westnet.com.au](mailto:marris@westnet.com.au)

## **COMMITTEE MEMBERS**

ALAN ANDREWS . . . . . PHIL BERRILL  
IAN EAGLES . . . . . DEREK MARTIN  
MALCOLM MUNRO . . . . . ALAN ROBERTS  
KELVIN ROBINSON . . . . . CHRIS SMITH

## **MEMBERSHIP REGISTRAR**

KEVIN TREASURE . . . . . 9529 3227  
20 DUNDAS COURT, WAIKIKI W.A. 6169  
. . . . . EMAIL: [kevalb@iinet.net.au](mailto:kevalb@iinet.net.au)

## **VIDEO LIBRARIAN**

DEREK MARTIN . . . . . 9330 3626

## **LIBRARIAN**

PHIL BERRILL . . . . . 9574 2972

## **COMPETITIONS**

JOHN MASON . . . . . 9537-6626

## **SHOPPING CENTRE DISPLAY**

LEN NICHOLLS . . . . . 9339 6490  
NEIL PIPER . . . . . 9496 3722  
JIM McDONNELL (ROSTERS) . 9294 3511

## **CATERING**

MRS MARIE LATHWELL

## **RECEPTION DESK**

NEIL BASDEN

## **SAFETY OFFICER**

MICK HANLON

## **VIDEO SCREENING**

BARRY LEIVERS . . . . . JIM CLARKE

## **WEEKEND WORKSHOPS**

JIM STITFALL . . . . . 9277 3132  
DEREK MARTIN . . . . . 9330 3626

## **WOODTURNING COURSES**

ALAN ROBERTS . . . . . 9528 2520  
. . . . . EMAIL: [alba57@westnet.com.au](mailto:alba57@westnet.com.au)

## **NEWSLETTER EDITOR**

KELVIN ROBINSON . MOB: 043 808 3388  
. . . . . PH: 9439 1111  
. . . . . FAX: 9419 3193  
. . . . . EMAIL: [kelvin.r@bigpond.net.au](mailto:kelvin.r@bigpond.net.au)  
8 COACHMAN COURT, WELLARD W.A. 6170



# Meetings

## **ALBANY**

Duyfken Boatshed, Princess Royal Dr, Albany  
7:00pm 1st Mon 12:30pm Sat  
Brian Davis 9844 7663

## **AVON VALLEY**

Wool Pavilion Showground Toodyay  
7:30pm 4th Mon 9:00am 2nd & 4th Sun  
David Eyres 9574 2937

## **BUNBURY**

Cathedral Grammar School, Gelorup  
7:00pm 1st & 3rd Wed  
Toni Wilson 9721 7618

## **BUSSELTON**

Rear of Agricultural WA building  
cnr Queen St & Marine Tce, Busselton.  
7:00pm 2nd & 4th Wed, 10:00am - 4:00pm Sats  
Tom Mazey 9754 1818

## **COLLIE**

Various Home Workshops  
9:15am - 4:00pm Last Sunday  
Peter Hill 9734 2317

## **GOSNELLS**

Huntingdale Community Hall, Holmes Street H/dale  
8:30am - 12:30pm Wednesdays  
Bill Grimditch

## **JOONDALUP/WANNEROO**

Wanneroo H/S, Paltara Way, (Design & Tech Dept.)  
7:00pm 2nd Wed  
Tony Collins 9561 6887

## **MANDURAH**

Mandurah High School, Gibla St. Mandurah  
3:00pm 2nd & 4th Tues  
John Mason 9537 6626

## **MANJIMUP**

The Shed Timber Park  
9:30am 2nd & 4th Wed  
Yvonne Pegrum 9771 2737

## **MELVILLE**

Melville Rec Centre, Cnr Stock Rd & Canning Hwy  
8:00am Wednesday (**excluding School Holidays**)  
Ron Oliver 9330 5613

## **MUNDARING**

Old Parkerville Primary School, Dura & Riley Rds,  
Parkerville 7:00pm Friday  
Brian Adams 9295 4486

## **SWAN**

Gumnuts Family Centre,  
Mudalla Way. Koongamia  
7:00pm 2nd Tues 1:30pm 1st, 3rd & 4th Tues  
Noel Moyes 9295 2281

## **WANDI**

Wandi Community Hall, DeHaer Rd, Wandi  
7:00pm 1st & 3rd Thursdays  
8:00am - 12:00pm Wednesday (Hands On)  
12:00pm - 4:00pm Wednesday (Ladies Group)  
Alan Roberts 9528 2520

# CLOSING DATE FOR EDITION 131 IS: SUNDAY 1ST JULY 2007

## Committee News

### President's Forum

#### WEEKEND WORKSHOP

##### COORDINATORS:

Jim Stitfall and Derek Martin have agreed to take over the role of Weekend Workshop Coordinators. Knowing their work with the Exhibition of Excellence, I'm assured they will do an excellent job. Thank you Jim and Derek.

##### COM POSITIONS:

A reminder that the AGM will see the need to fill 7 of the 12 positions of the COM. This is your opportunity to stop grumbling about WAWA, and do something about it.

The position of President and Treasurer will also become vacant.

##### AUGUST WOODSHOW:

Starting this year we will have a competition for WAWA members at the Woodshow. As we no longer support the Royal Show Display, it was agreed 2 years ago to our own competition at the Woodshow. The competition item will be a bottle and bucket. This is along the line of a long necked bottle ie. Champagne or sparkling wine style. The bucket can be any shape. See below for examples.

There is no restriction on size as long as the 2 items are both in proportion with each other.

Entry is the same as with the Weekend Workshops, and points gained go towards people's total. The popular vote will be open to the public.

All the best to all whom enter. It will be interesting to see who comes up with the most interesting presentation.



Regards

*Tony Boschman*

## Shopping Centre News

### TO THE MEMBERS OF THE SHOPPING CENTRE TEAM

My sincere thanks to all of you who help at the various centres where we set up our displays, we need to be conscious of all who can help in both setting up and in dismantling. For the period 1st July 2006 to 30th June 2007 we have contributed to WAWA coffers the sum of \$4650.60. Don't forget

to let Jim McDonnell know as early as possible when you want to be on the rosters.

Keep up the good work!

Thanks again

*Len Nicholls*

## Woodturning Courses



### BEYOND ADVANCED - A COURSE WITH THE MASTERS

W.A.W.A. is pleased to offer THREE one day courses in November of this year. With tutorage by our own Master Turners we believe the practical outcomes will offer members the opportunity to extend both their skill levels and their imaginations.

This is a unique opportunity for those members who wish to advance to the next level in their development or to hone existing skills.

All courses are priced at \$100.00 per day and places will be limited to six(6) turners ensuring individual tuition for all. A Buffet lunch and morning and afternoon tea will be provided. A 10% discount will be offered to members booking all three(3) courses.

#### FRIDAY 2ND NOVEMBER

Turn and Carve a SEEDPOD with Jack de Vos

#### SATURDAY 3RD NOVEMBER

Turn and Carve a Goblet with Gordon Ward

#### SUNDAY 4TH NOVEMBER

Turn and Embellish your choice of Bowl (two)

With Robert Jones

Details of what you need to bring and what can be supplied will be

available in the next News Letter. Application Forms can be obtained

from Alan Roberts. [Alba57@westnet.com.au](mailto:Alba57@westnet.com.au)

157 Safety Bay Road Shoalwater WA 6169

95282520

## Jool Sharpening

One of the most common complaints heard amongst both experienced and inexperienced Wood Turners is that nobody ever shows them how to sharpen their turning tools correctly.



We all know that tool shapes and grinds are constantly evolving and will continue to do so as new turning techniques and tool materials are developed. Turners want to know the best grind to enable them to achieve the finish they desire.

The Committee of Management recognises this problem and has accepted the responsibility of solving this dilemma at Group level.

The Association is proposing to sponsor a number of TOOL GRINDING COURSES.

We are currently looking at the best way of doing this and the proposal offered is very flexible and will be fine tuned when the demand is established.

The course will be about four (4) hours duration either at a weekend or weekday evening.

There will be no charge to participants

We anticipate each participant will bring his/her own Bowl Gouge, Spindle Gouge, Skew and Scraper.

We propose that each group will nominate TWO of their own members to come on a course. The participants would then return to their respective groups and undertake the responsibility of passing on to existing and future group members the skills and knowledge they have learned. This will require an ongoing dedication and commitment by those members who attend the course.

Members who wish to participate on the course should hand their names to their Group Convenor, he and his committee will select two of their members to attend.

I must again strongly emphasise however, that the successful applicants will be REPRESENTING HIS /HER GROUP,

Convenors should send their nominations to myself.

*Alan Roberts*

Course Coordinator

## Membership Registrar's Bit

### NEW MEMBERS

This month we welcome eight new members to the Association.

2227	Jim Cameron	CANNING VALE
2228	Ray Odore	VASSE
2229	Terry Pickersgill	GREENFIELDS
2230	Bill Marshall	STONEVILLE
2231	John Wallhead	WATTLEUP
2232	Mitch Brown	MERRIWA
2233	Len Urbanke	BOORAGOON
2234	Daniel Gunson	BROADWATER
2235	Barry Brown	ORELIA

Cheers

*Kevin Treasure*

## Election of Office Bearers 2007 - 2008

The election of Office Bearers of the Association will be held at the Annual General Meeting to be held in conjunction with the Association's Workshop to be held on 15 September 2007.

The term of office of the following members will expire at the Annual General Meeting.

**PRESIDENT:** Tony Boschman has served two consecutive terms as President and is not eligible for re-election.

**COMMITTEE MEMBERS:** Alan Andrews, Phil Berrill, Ian Eagles and Malcolm Munro retire through the effluxion of time at the 2007 Annual General Meeting. Each is eligible for re-election.

**EXTRAORDINARY VACANCIES:** Kay Marris was appointed to the Committee of Management following the resignation of Norm Griffiths. Her appointment expires at the Annual General



#### BOWL SANDING PADS

Flexible tapered rubber sanding pads with arbor plus hook and loop surface.

50mm. Was \$11.90. **On Sale \$5.**  
75mm. Was \$14.90. **On Sale \$6.**



151 Balcatta Road, Balcatta.  
Ph 9345 4522. Fax 9240 1014.  
[www.carbatecwa.com.au](http://www.carbatecwa.com.au)

Specials marked with a starburst are for WAWA members only. Show your WAWA card to get the special price. Prices valid until June 30th 2007. E&OE.

#### SHELLAWAX CREAM

Non-toxic food safe friction polish. Dries instantly. 300ml.  
Was \$28. **On Sale \$24.**



#### SHELLAWAX FRICTION POLISH

One application high gloss friction polish. Made in Australia. 500ml.  
Was \$36. **On Sale \$30.**



#### CLEARANCE: HIGH SPEED STEEL WOODTURNING CHISELS

Quality H.S.S. with ash handles.

16mm Bowl Gouge. Was \$42. **On Sale \$30.**  
25mm Oval Skew. Was \$30. **On Sale \$21.**  
5mm Parting Tool. Was \$28. **On Sale \$20.**  
25mm Roughing Gouges. Was \$30. **Limited stock \$21.**



#### 1MT SPUR DRIVES

For Record & mini lathes.



#### PANEL OFFCUTS CLEARANCE

Generous sizes in MDF, plywood, veneered MDF and more. Ideal for cupboard doors, shelving, furniture, craftware, face plates, anything you can think of. Prices as marked from \$1 - \$4 per piece.

Meeting and she is eligible for re-election.

CONTINUING COMMITTEE MEMBERS: Derek Martin, Alan Roberts, Kelvin Robinson, Chris Smith, Jim Stitfall and Ross Wilton continue in office until the 2008 Annual General Meeting

IMMEDIATE PAST PRESIDENT: Tony Boschman automatically assumes this office and will continue to hold it until the expiration of the term of office of his successor.

### IMPORTANT

In order that the maximum number of members of the Committee of Management as required under Clause 9 (a) of the Constitution there will be a total of six vacancies including that of the President to be filled at the 2007 Annual General Meeting. The term of office for the President is for one year, however, he is eligible to be re-elected for a further one year. The term of office for a COMMITTEE MEMBER is two years and each is eligible for re-election at the expiration of their term.

A valid nomination must be signed by a proposer and a seconder and include the consent of the member to serve if elected.

Please use the nomination form provided in this Newsletter and post or deliver it to the Returning Officer, no later than 5 PM on 30 June 2007.

NOTE Additional nomination forms are available from the Returning Officer telephone 9751 4751, Email [chuditch@iinet.net.au](mailto:chuditch@iinet.net.au).

Immediately after the closing of nominations I will announce the results together with procedure for conducting any ballot at the Annual General Meeting. This announcement will be published in the August/September 2007 issue of the Newsletter.

GEORGE HERRING, Returning Officer  
7 Heppingstone Road, BUSSELTON WA 6280

## Competition Results

### *Competition Results March Weekend Workshop.*

#### SINGLE TIER CAKE STAND.

One of the highlights of a wonderful weekend in Manjimup was the tremendous response to that month's competition. A total of 19 entries, 7 in the Novices, 6 in the Intermediate and 6 in Advanced

The overall quality was such that it was difficult to tell where one category left off and another began. I take my hat off to the judges, Joe Hegney, Ken Rex and Jeff Tills, who were faced with a difficult task and carried it out admirably.

Congratulations to the winners and place getters in a fiercely contested competition.

*John Mason*

#### NOVICE:

1st	Vince Triglia
2nd	Barry Cobb
3rd	Michael Whitehead
4th	Harold Worth

#### INTERMEDIATE

1st	Dennis Haddon
2nd	Joe Clark
3rd	Ray Batt
4th	Jim Hanney

#### ADVANCED

1st	Barry Robins
2nd	Charlie Broadbent
3rd	Milton Rundle
4th	Graham Lewis

#### OPEN

1st	Barry Robins
2nd	Charlie Broadbent
3rd	Vince Triglia
4th	Joe Clark

#### POPULAR VOTE

1st	Charlie Broadbent
2nd	Joe Clark
3rd	Barry Robins
4th	Graham Lewis

### *Competition Results April Weekend Workshop.*

#### SUGAR BOWL.

Despite some comments regarding the usefulness of a sugar bowl with a flange, this competition still attracted 12 entries although it must be admitted (reluctantly) that the Novice section, only requiring a standard bowl, received 7 entries as opposed to 2 in the Intermediate and 3 in the Open. I think that this is one item that will not be repeated in the foreseeable future !!

However, the standard of entries was high as is becoming usual in our comps, a sure sign that our members are learning more and applying these skills.

My thanks to the Judges on the day, Brian Fowlie, Elaine Boyd and John Lathwell who did a magnificent job. My congratulations to the awardees.

*John Mason*

Competition Co-ordinator

#### NOVICE:

1st	Michael Whitehead
2nd	Barry Cobb
3rd	Bruce Jackson
4th	Sam Round

## INTERMEDIATE

- 1st** Jim Hanney  
**2nd** Buster Bailey

## ADVANCED

- 1st** Phil Berrill  
**2nd** Graham Lewis  
**3rd** John Mason

## OPEN

- 1st** Phil Berrill  
**2nd** Michael Whitehead  
**3rd** Buster Bailey  
**4th** Barry Cobb

## POPULAR VOTE

- 1st** Phil Berrill  
**2nd** Michael Whitehead  
**3rd** Graham Lewis  
**4th** Buster Bailey

## Competition Items for 2007

- 16 June . . . WAWA Committee at Wandii Platter... A platter is a flat plate with a rim. The terms "internal" and "inner surface" are for the top or working surface (the place where the roast goes!) The minimum overall size will be 260mm. The overall height is optional but should conform with a platter's usage. The inner surface will be completely flat from edge to edge An edge rim will be included. The height and width of the rim will be no more than 1/10th of the internal diameter...regardless of the underside of the platter. Eg. If there is an internal diameter of 200mm, the rim size will not exceed 20mm
- 21 July . . . S w a n a t K a l a m u n d a Candlestick... To feature Inside-out Turning. Minimum height of 150mm and maximum of 300mm.
- August . . . None.
- 15-16 Sept W a n d i G r o u p Lidded Bowl or Container... Must feature at least three different timbers in the lid by laminate or insert. Size unlimited
- 20-21 Oct . A v o n G r o u p a t T o o d y a y Clock... Mechanism and hands or an insert clock. Mounted in wood and in turn supported by wires, cords, fine chains or similar in a supporting frame. Size unlimited.
- 17-18 Nov. B u n b u r y G r o u p Hollow turned item.... The requirements here are that the opening in the top shall be smaller than the internal diameter and the

height be greater than the width. Size unlimited. Hollowing through the top will be the only accepted method.

8 Dec . . . WAWA Committee at Bullcreek Best item turned in 2007 that has not been previously judged at an Association workshop

## News from the Groups

### *Bunbury Bulletin*

Our meeting of February 7th saw us with three guests from Busselton, Dennis Hadden, Ray Batt and George Herring with 20 of our own members.

After Toni had finished the announcements, wherein it was noted that a successful day at Dardanup Fair produced \$420 in sales, \$225 of which from the sale of work from our oldest member Doug Chamberlain.

So we moved on to the Show & Tell conducted by Ray Batt. It was largely dominated by a graceful 3 feet high long-necked urn in she-oak with laminations in several different woods by Matthew Haydn . There was also his jarrah bowl mentioned in the last Bulletin. Toni's offering was a tiny bowl in white gum with a beautiful grain pattern and there were a couple of decorated mallets in Banksia by Doug. Two beautifully proportioned hollow-turned vases in she-oak, one with a relief carving of leaves about it which had to be the work of one of our guests who later gave a demonstration of hollow turning, namely Dennis Hadden.

It was a very good and carefully prepared demo. Dennis brought along three very similar pieces each at a different stage of development so that he was able to demonstrate the three phases particular to this type of work. The small entry at the neck; the larger drilling and later hollowing of the inside using some of his impressive array of turning instruments and the filling of the plug in the base. In this instance the plug fitted so exactly that an application of glue would have seemed superfluous. It was a very good demonstration and Dennis well merited our enthusiastic thanks for his worthwhile baptism of our new lathe, which incidentally is not a Woodfast as I stated in my earlier Bulletin but a Vicmarc and I humbly apologise for this error.

At our "hands on" the following meeting on the 21st Stan Zieba brought along two very good Jarrah blanks to which to apply the lessons Dennis had given us. We seemed to have got the idea quite well and at the close of the evening we had a couple of hollow-turned vases well into production with just about everyone present having had a go.

It must be mentioned that as promised, Dave Roberts, our treasurer, produced half a dozen polo shirts of varying colours and patterns so that



**Timbecon** Pty Ltd  
 10 John Street, BENTLEY  
 Tel: 9356 1653  
 www.timbecon.com.au  
 sales@timbecon.com.au

Everything to get wood working

**MADE OF NICKEL PLATED STEEL**  
 For transferring wall thickness measurements from bowls etc.

**WOODTURNER'S CALIPERS**  
 350MM  
~~\$19.90~~  
**NOW \$14.90!**

**TORQUATA PROFILE GAUGE**  
 Allows accurate outlining of various shapes and forms.  
 250mm Length  
~~\$26.50~~  
**Now \$19.50!**

**CENTRE FINDER**  
 A simple and very effective device for finding the centre of round stock.  
~~\$4.90~~  
**Now Only \$2.90!**

**Prices Valid Until 18th June 2007!**

**BUY THE PROFILE GAUGE AND THE CENTRE FINDER AND THE CAL-350 CALIPER ALL FOR JUST \$25.50 - HALF PRICE!!** PACK NUMBER: 63046-EY

information received was one of our best. We had a visit from our Mandurah fraternity who turned up in force. A lively Show & Tell was conducted by Dave. Dave? Yes. You know - Dave from Mandurah! Among the many items was an outstanding bowl in huon pine inlaid with a contrasting wood which had to be from Malcolm Targett, whose precision inlaying work is rapidly achieving legend status. There were, in response to Jim Cunniffe's demo, referred to earlier, several neat sugar bowls with turned spoons. Bob Sparrow presented a couple of spoons made in the method I attempted to describe above, with this

members might select the most suitable for our club to be later adorned with a dolphin logo. We are grateful to Dave for the initiative he has shown and the time and trouble he has put into organising them.

On the 2nd April our meeting was rather more sparsely attended by about a dozen members presided over by Mick Johnson.

Jim Cunniffe gave a lively demonstration of turning spoons and displayed his well-known originality by using a wooden chuck which he had developed and allowed him to turn out the hollow of the spoon which, in the smaller version, could be used as a salt-spoon or the larger type that could be modified to form the traditional scoop. It was a successful demonstration and showed the ingenuity which we had come to expect from Jim.

That this demonstration sparked a response among our members was evident at the following meeting when several spoons of different designs and the jigs in which they were made were presented. One in particular was an innovative method of shaping the traditional curve of the back of the spoon bowl. Bob Sparrow hit on the idea of using a 2 inch round of wood into which he had cut the shape of a spoon blank. He then taped the blank into the matching recess then turned down a taper at the end of the round

covering the spoon part of the blank thus forming the shape of the spoon bowl. The partly shaped spoon was then removed and the inside of the bowl taken out by hand. This is an approximate description but it gave the nearest to a pure spoon shape that was presented.

It was the writer's misfortune to be unable to attend our first meeting of May which from the

time gracefully curved handles made on the same type of jig. This excited much interest and Bob was called upon to give an impromptu talk on his beautifully shaped spoons.

From our returned world and interstate travellers there were trophies and accounts of their adventures. Stan Zieba brought back several pieces of exotic timber from Tasmania. Tom Brixey who had been just about everywhere in Europe and America told of his travels and Toni Wilson from the Orient brought an exquisitely carved Jade ball with a tiny free-moving carving inside it. Not having seen it the description is limited but there is a shade of odds that our Jim Cunniffe has his eye on it and will produce a facsimile in wood.

The evening finished with a demonstration by that well-known master of turning, John Mason, on the chucking and turning of a large platter from which those present surely benefited.

*David Daniel.*

## *A Letter From Busselton*

### **WORKSHOP ACTIVITY**

The meeting on 14 March featured Ken Littlefair in demonstrating the April Competition Piece.....a lidded Sugar Bowl. We don't often have the pleasure of seeing Ken demonstrate other than at community events or hands-on nights, however, ever so humble, Ken described himself as only a 'hobby turner' and not only did he give us a clear and precise presentation how he turns a chosen item but the 'rough turned' piece together with the sample finished pieces were of excellent quality. We are sure Ken will be called upon to show us

more of his skills in the future. This was our competition night and it was great to see six entrants for the one-tiered Cake Stand. One of our visitors for the night, Tom Callaghan from Mandurah, critiqued the pieces and we are grateful for him giving a considered view on each of the entries. The placegetters were Chas Broadbent, Tom Mazey and Ken Littlefair. Our Competition Organiser stated that there were only seven votes between second and fifth. Some of our members are reluctant to enter an item because they believe that they are competing against Charlie Broadbent, Ray Batt and the more experienced turners.

However, all members are graded into the categories Novice, Intermediate and Advanced so that all points accumulate points within their category each time they enter. We could have a situation that someone can win their respective category for the year without having gained many places in the monthly competition. Show'n'Tell has been slow to get going for most of the year however 25 April saw a terrific response. We implore all of our members to bring along something to share.... it can be anything, a jig, a design, a 'stuff-up' finished treasures as long as you share something.

Wednesday 28 March was the night of the 'flower people'. Three teams turned a thin stemmed plant, putting into practice the spindle and skew lessons shown at previous hands-on sessions. The completed work is shown in the display cabinet in the workshop for our many visitors to drool over.

Tom Mazey demonstrated a Rose Vase at the meeting on Wednesday 11 April. This item is the May competition for WAWA. Tom's clear and informative exhibition should encourage entries for our Group competition in the same month. The competition piece for this night was the Sugar Bowl and Spoon/s. Ken Littlefair's contribution in Mulberry with 6 spoons in Olive was a highlight and Vince Triglia showed a stylish entry with a single spoon. Unfortunately neither of these made it to the WAWA Weekend Workshop at Wandi, however, Michael Whitehead submitted an entry in the Novice category and did very well.

Ray Batt is back from his sojourned to New Zealand and on 25 April brought along a unique set of tossed salad servers he picked up while in the land of the long white cloud. The methodology was to bandsaw the blank in a rough shape, turn it between centres and then shape the bowl of the spoon on a belt sander. Following Ray's presentation the assembled moved in to hands-on mode and worked on collaborative pieces.

The one-day workshops – the April event took the

**POWER TOOLS AND MACHINERY SALES**  
 COME AND SEE US FOR THE BEST STOCK OF  
 WOODTURNING TOOLS & MACHINES

**JET**  
**TEKNA TOOL**

**Nova Chucks & Accessories**  
**P&N Chisels**

18 BEECHBORG ROAD  
 BAYSWATER W.A. 6450  
 PH: 92723544 FAX: 92723599

UNIT 1/61 ALBERT ROAD  
 BOMBAY W.A. 6230  
 PH: 97911033 FAX: 97911037

form of a 'Train the Demonstrator' workshop. John Mason conducts these workshops for individuals; groups and, we believe WAWA itself. Our Group is appreciative of John giving up a Saturday to come to Busselton to conduct the session. Seven of our members each gave a demonstration turning a tool handle. As moderator John critiqued each person and all participants completed an assessment of everyone else. We believe that all those that took part, the three members who came along as observers together with a number of visitors thoroughly enjoyed the day.

### FUTURE ACTIVITIES

The next one-day workshop is scheduled for 23 June and will feature a table lamp that is one of the Busselton Show Categories. Full details are on the Notice Board so our members are asked to express their intention to participate as soon as possible so that we can ensure we have sufficient lathes.

Our Open-Day each Saturday continues and we regularly get up to fourteen visitors calling in to see us. All we need is for a few of our Group members to take part so as to spread the work around.

A detailed program of events to 31 July is on the Notice Board or people can telephone Convenor Tom on 9754 1818.

*"Scriba"*

### Gosnell's Gossip

We had a great and entertaining 'show' by Gordon Ward on deep hollow turning as always a very interesting morning. At the end of each month we had a barby get together, so Gordon had a feed as well!

This was before his bad turn and we all wish him a speedy recovery, it is good to hear he is doing well. Hope to see up and around soon.

We had a visit from the Melville group while their club rooms were out of action and this we followed with a sausage sizzle.



It went well and there is an open invitation for them to come again in the next school holidays, we extend this invite to all of the wood turners if you are around our drop in for a chat.

We have drawn on some of our own talented turners to show some of their skills, Derrick Pollard gave us a good demonstration of what not to do when as luck would have it he went too thin and that was the end of that so he had to start again, the banter with Derrick gave us a very humorous morning, he gives as good as he gets.

Our last demo was from one of the fastest turners in the west! Chris Soulas, he showed us the best way for inside out turning to make a very neat candle holder.

He is a fascinating turner to watch, he combines speed with accuracy and his tools are sharpened to such a finish he hardly needs to sand, if only I could how sweet that would be, but I am trying.

Each time we see a demonstration we pick up small points that can be used and applied to other turning problems, so even if we have seen this done before it is interesting to watch how the another turner does his method.

We are lucky to have such a variety of members in the association with such fertile minds which never cease to amaze and intrigue us, just when you think you have seen it all!

Bye the way what do you call a man on a oil rig, DERRICK.!

Signing off

*Alan Andrews*

## *A Memo From Mandurah*

Following on from our last Memo, the Crab Fest was once again a success as far as promoting the Association, we gained several new members and a number of possibles were directed to other groups. It is hoped that this did in fact happen. The turn out by our members was exceptional, with more there than was really needed although it gave an air of solidarity, and one had to be quick to get a turn on the lathe!

An active period was highlighted by an inter group visit when a number of our members attended a Bunbury meeting recently. Our Secretary, Barry Granger was invited to conduct the Show and Tell segment which he did with an excellent appraisal of the many items displayed. A welcome supper preceded a demonstration by John Mason who showed his MDF jaws made to fit the Vicmarc chuck and then securely hold a bowl for finishing the base. This was followed by a platter demo

# CROSS ELECTRICAL SUPPLIES PTY LTD

## WOODWORKING MACHINERY

WOODLATHES ✕ SAW BENCHES ✕ BAND SAWS  
BUZZER THICKNESSER ✕ HAND TOOLS  
WOOD TURNING & CRAFT SUPPLIES

**(08) 9721 5544**

88 BLAIR STREET, BUNBURY WA 6230

highlighting two main areas, getting a true flat surface and holding the platter on the chuck without too much wood waste.

A most enjoyable evening and our thanks to the Bunbury group for their hospitality.

There are a couple of events on the horizon, our Workshop at Wandi (May 19th) is well in hand and it is hoped that we have a good attendance. Then there is the Edenvale June Festival in Pinjarra over the long weekend on June 2nd, 3rd and 4th. And in past years it has always been a most enjoyable event. We even have our own permanent position on the verandah!

The Mad Mondays at John Mason's place are still very popular and the skills that some of our novice turners are learning is most heartening. They recently finished a Pine Bowl ( 300 x 80 ) which has been kindly donated to the South Yunderup Big Breakfast for the Cancer Council for auctioning. ( Sth Yunderup raised the most money in all of Australia's communities last year. )


It is with deep regret that we announce the passing of two of our members. A very active and long standing member, Bob James #1238, finally succumbed to a long illness and passed away on April 2nd. A relatively new member, Leon Berteaux #2153, sadly passed away on March 13th.

Our sincere condolences to their families from all members.

*John Mason.*

## *Melville Mutterings*

The Group put on a display as part of the City of Melville's Annual Festival at Piney Lakes. The City also allowed us to have a sales table and although the attendance was much better than last year sales were not high in volume but were of items of a good value. The Mayor Katherine Jackson looked in on the



# Misan Craftwood

4 Teakwood Close  
Lake Clifton W.A. 6215  
Tel: (08) 9739 1985  
Mobile: 0418 182 800  
Email: [misan@bigpond.com](mailto:misan@bigpond.com)  
[www.misancraftwood.com](http://www.misancraftwood.com)

Website:



## SUPPLIERS OF MAINLY TASMANIAN TIMBERS & VENEERS

WOOD TURNING  
BOX MAKING

CARVING

FINE FURNITURE  
INTARSIA

TASMANIAN BLACKWOOD  
TASMANIAN OAK  
BLACK HEART SASSAFRAS  
CELERY TOP PINE

MYRTLE  
KING WILLIAM PINE  
HUON PINE  
LEATHERWOOD

Exhibition and commented favourably on what she saw. Ron Oliver took the opportunity to air some of the Clubs concerns to her and Ron gained the impression that she was sympathetic to them.

The Wednesday morning program for March and April was as follows :-

March 7th – Brian Fowlie showed how he turns a variety of items for sale in connection with his interest in wine, these comprised a range of very nice bottle stoppers and a substantial jarrah bottle coaster. Brian's demo was particularly interesting because of the way he decorated the wine coaster using the Sorby gearwheel shear scraper and the way he held the wood to complete the turning.

March 14th – John Parker turned a cube of wood on the bias i.e. the cube was mounted between centres across two corners to enable the turning of a cone shape with a foot to fit an expanding chuck. After mounting his cone in the chuck John then carefully turned down the opposing corner to create a pleasing three cornered bowl. As usual a very neatly completed demo by John even if the finished bowl was a bit on the thick side compared to his usual standard.

March 21st – This was a hands on day and the item for the day was a sugar bowl as usual this was a very successful morning organized by Norm Gratte and everyone who took part learned something.

March 28th – Jeff Saw a comparatively new turner and most importantly a first time demonstrator showed how he turned a pen. I was unfortunately not at Jeff's demo but I am told that despite a few hiccups he acquitted himself very well and that everyone including Jeff learned something. This is really what it is all about if new turners don't step up and demonstrate we just see the same people doing something they do perfectly which can get boring whereas if errors are made we all learn from them and how to correct them.

April 4th – Ken Rex gave us something new – how to

turn 4 table legs in 2 easy steps. Ken had paper joined 4 pieces of wood of about 50mm square by 200mm long and then turned this between centres (after first gluing a small wooden plug on each end of the blank to avoid splitting ) in the shape he required for the legs leaving an unturned section at each end. Ken then split the paper joints and remounted each leg between centres (on previously marked centres) and refined the turning of each foot so that he could carve a claw and achieve 4 legs in a semi Queen Anne style. The final result was 4 very attractive legs of all the same length and shape.

April 11th – The Melville group visited the Gosnells group I was unfortunately unable to attend

but I am told that everybody was made very welcome and were impressed with the Gosnells groups club rooms and equipment.

April 18th – Was our business meeting and this was followed by an audio tape of an address given to a Probus Club by Len Bedell a surveyor from South Australia who had been responsible for the survey of the Woomera rocket range, the "Gunbarrel highway" and the opening up of a good part of SA. Despite all this Len had retained his sense of humour and his address was most entertaining.

May 2nd – Another business meeting followed by Bill Benbow showing how he turned a potpourri bowl Bill turned out the inside of the bowl using a "Jim Clark" tool which interested some of our new members who were unfamiliar with it.

*Don Gunn*

## *Swan Snippets*

Our March Tuesday evening meeting had Don Clarke demonstrate the turning of a sugar bowl. Several designs were shown – mostly in olive & some with 3 feet. The principle is much like turning a lidded box, the hollowing being with one of Jim Clarke's deep hollowing tools, followed by a Robert Sorby scraper with a round profile This allows for a tilt to 45 degrees, for shear scraping.

The April Tuesday evening demonstration was by Jim Hanney – a Rose vase with the opening of greater diameter than the base. Also included was an insert in the body of the vase to assist with the arranging of the roses.

Afternoon meetings continue to draw a good crowd of up to 20 members.

In February one of our newer members, Brian Dillon, showed us how he turns pen blanks using a material like Corian. Two blanks of equal length



are pre-drilled, carefully, as the material will melt and cause a problem if overheated. Each piece is shaped and then sanded with wet & dry paper and finally polished with Brasso! The pen is then assembled.

The next Tuesday afternoon had Barry Lievers demonstrate the turning of chessmen. He showed a set, complete with board that he turned in 2003. His method of securing the blanks was by using a screw chuck.

We then held a hands-on afternoon with 4 teams on 3 lathes turning bud vases. It is surprising how difficult it is to use unaccustomed tools. Nevertheless the exercise was enjoyable.

The next week had Malcolm Munro show the turning of a "moody" bird. A simple body with the head located in a hole drilled off centre. When the



head is rotated the bill may look up or down as the mood allows.

Chris Allen next showed his method of turning a small pepper

mill. He discussed the various diameters for the mill mechanism, cross bar and insert to take the square drive shaft.

Joe Clark's demonstration of a lidded toothpick holder was well received. He used mulga, which polishes up beautifully. The design will be drawn up by Richard Barkman, and included in Swan's drawing file.



At the last afternoon meeting, Eric Walker demonstrated a lidded box made from Chestnut. He also showed a

selection of "whistling" keyrings. He plans to take these and other small articles to England in June. Eric has been invited to visit a local woodturning club while overseas.

Woodturning lessons are being run by Eric Walker following the afternoon meetings. Four members have taken advantage of Eric's expertise and instruction and will "graduate" in May. We hope Eric will run further courses when he returns from his travels.

Due to work commitments, Robert Atkins has resigned as Club Secretary. His knowledge and input will be missed, but we hope to see him at the Club meetings when he has time. His committee

position has been filled by Ted Stewart-Wynne, who has been the Swan Snippet Scribe. This has now been taken on by Chris and Judith Allen.

*Ted Stewart-Wynne*

*Chris and Judith Allen*

## **Wandi Waffles**

### **MARCH CLUB NIGHTS**

Is it a vase? Is it an off-set vase? No, it's an Iracalam vase (confused!!.....try reading it backwards). In the words of the presenter, it's a 'cheating off-centre off set vase', otherwise known as 'sacrificial tapered split turning' (attempt saying that when you've had one too many!!!!). Bob Malacari came fortified with charisma, sense of humor and paraphernalia, including an oft used continental spindle gouge and the all important kitchen knife. He swiftly sprang into action to impress the audience with his craftiness, excellent organization and knowledge.

His promotion on the use of the 'West Australian Newspaper' did make me wonder if he had shares in the company, until he chortled that nothing would stick to it permanently. Bondcrete and 'THE PAPER' are used to glue the wedges and main pieces of wood together. After creating the shape wanted, ye trusty auld kitchen knife takes centre stage and together with a hefty blow from a hammer, voila ze masterpiece is shattered. All jokes aside, the paper is scrapped off and the main pieces re-glued together creating a marvellous effect. "It's all in the wedges", emphasized Bob, "If you get them right, you are home and hosed". What a wonderful inspiring night.

Ron Yates's passionate demonstration on the art of inlay technique proved a little troublesome for the video camera, as it stubbornly struggled to show a 'blue movie', obviously missing Kelvin's deft touch on the controls.

Kcab (see confused...) to the night's business. Equipped with his own machinery, tools and a few samples of his brilliant decorative work, Ron proceeded to show his method of inlay technique. Adjusting the height of his plug cutter, smooth clean cuts out of jarrah and she-oak were made. Apart from the first two pieces which were put

## **WOODTURNING PROJECT PARTS**

The B-Y in  
project parts from  
Box, Clock, Cutlery to  
Spinning tops and Yoyo.  
Telephone 9330 8383

**MAYAMA GEMS**  
**2/49 McCOY ST**  
**MYAREE 6154**



in dry, the pieces were then placed and glued in sequential order around the rim of the lid. The first two pieces are then fixed into position with glue. Once in place and dry, the final shape to the lid was produced and the end product ready to admire. Ron made it appear all too easy, saying he allows 'thirty minutes to complete the inlay'. Again, an exceptionally well orchestrated event.

It was most encouraging to see a wide range of 'show and tell' objects on the Thursday nights. The first meeting was admirably introduced by Fred. Dave's bowl stumped many as to its origins and Elaine's ear-ring holders provided stimulating conversation on the best methods for perfecting holes.

Tim also added his enthusiastic prowess in describing items of excellence on one of the evenings. This included Jack Pallas's new venture in carving dolphins out of turned wood.

Rob Jones also paid homage to the creations brought along on the 'tape measure box' night. This included a wonderful turned egg (in keeping with Easter), which when pulled apart housed a rather cheeky but cute mouse. Another distinctive decorative piece of art created by Elaine.

### **APRIL'S CLUB NIGHTS**

Engaging Elaine enthralled, enlightened and entertained enthusiastic expectant members with her evening of exceptional expertise exhibited during ensemble of 'tape measure box'. Encore!

Unfortunately I missed out on the 'create a spinning top' competition night. By all accounts it was an enjoyable event.

### **WISHING GORDON WELL**

One of our more endearing and popular members, Gordon Ward, is recovering following a stroke. We all wish you a speedy recovery.

### **WEDNESDAY WOMEN'S GROUP**

The creations are coming along thick and fast, from jewelry to pens, beautiful bowls and lidded containers. Hazel's bowl, made from Cape Lilac is a gem. The ladies are realizing 'the world is an oyster' where wood turning is concerned; it just requires a piece of wood, great determination and patience, plenty of guidance from Alan and Marie and a few handy tools. Rob Jones too, drops in occasionally, kindly giving tuition and guidance to all. Hanna was presented with the inaugural certificate of excellence award for her much improved wood turning techniques. We welcome our newest member, Kasha to our group.

### **WANDI WEEKEND WORKSHOP & AGM**

STOP PRESS.....

Keep 14th and 15th September free for the weekend workshop to be held at Wandi.

Following the AGM, world renowned Dean Malcolm who resides in Albany will present a banquet of tantalizing tempting teasing treasures to engross all. Home made soup with fresh rolls (volunteers would be welcome), very popular with last years event, will be available for lunch.

So come and be beguiled, entertained and fed.

*Daphne Kershaw*

## **Bereavements**

### **VALE BOB JAMES. MEMBER 1238.**

Died April 2nd. 2007 Aged 76 years.

Bob was born on the 18th. December 1930 and was the second child of Bill and Myrtle James. The family moved to Wyalkatchem where Bob attended school till 1943 and then the family moved to Northam for one year before moving to Narrogin where Bob worked for the next thirty five years. Bob was multi skilled in the building and plumbing trades as well as assisting his father who was the local undertaker.

Bob joined the local volunteer Fire Brigade, the town Brass Band and was an ambulance driver and first aid assistant, a service he carried out for forty years.

Bob married in 1953 and had two children and as the years went by he developed an interest in the local repertory club and became stage manager. He also devoted some years to the Apex Club in Narrogin. He was a very keen hockey player. In 1971 he and his wife and children moved to Mandurah. He worked at several jobs including four and a half years as the manager of the Peninsular Caravan Park, some years as a motor mechanics assistant, as a self employed plumber and finally as a handyman at Wearne House, a seniors care hostel for eight and a half years before retiring from the work force. It was during his time in Mandurah that he developed a keen interest in Woodturning and many of his fine turned pieces adorn homes all over the state.

Nothing was ever too much trouble for Bob and he was always first to volunteer if there was a job to be done or something needed fixing or someone needed some help.

He was a very generous, loving family man and will be missed but never forgotten by his friends in the Mandurah Group of the Western Australian Woodturners Association. (WAWA)

### **VALE JOHN COLYER**

The Melville Group regret to advise of the death in April of our respected member John Colyer(No.495).

He will be missed by all who knew him.

Sincere condolences to his widow Pat and family

THE WOODTURNERS ASSOCIATION OF WESTERN AUSTRALIA (INC)  
ELECTION OF OFFICE BEARERS 2007 - 2008

**NOMINATION FORM**

I \_\_\_\_\_ Membership No. \_\_\_\_\_ wish to nominate  
(Name of Nominating Member)

\_\_\_\_\_ Membership No. \_\_\_\_\_ to be elected to the  
following office at the election to be held on 15 September 2007

**PRESIDENT**

**COMMITTEE MEMBER**

\_\_\_\_\_ Date \_\_\_/\_\_\_/2007  
(Signature of Nominating Member)

I \_\_\_\_\_ Membership No. \_\_\_\_\_ second the Nomination  
(Name of Seconder)

\_\_\_\_\_ Date \_\_\_/\_\_\_/2007  
(Signature of Seconder)

*I accept the nomination and agree to serve if elected.*

\_\_\_\_\_ Date \_\_\_/\_\_\_/2007  
(Signature of proposed Office-Bearer)

NOMINATIONS CLOSE WITH THE RETURNING OFFICER at 5.00 PM on 30 JUNE 2007.

Note: I will accept Nominations Forms by Email provided that they have been validly executed. My

Email address is [chuditch@iinet.net.au](mailto:chuditch@iinet.net.au)

**Returning officer: Mr George Herring, 7 Heppingstone Road, Busselton, 6280**

**Trading Post**

**To list any items you would like to sell to other members simply email [kelvin.r@bigpond.net.au](mailto:kelvin.r@bigpond.net.au) with a description of the item, price, your name and membership number along with relevant contact details.**



**DURDEN COPY CENTRE FOR SALE**

\$300-00 ono, I'll be in Perth May and June away July & August home in September. Living in Victoria after that.  
Bill Grimditch, Gosnells group, Member #416 . Phone 94594759

# Technical Desk

JOSEPH P. HEGNEY



## Lidded Containers



### STARTING POINT:

- We should always have some idea of the mission before we start.
- Our skills at the lathe will determine the complexity of the goal.
- A lot will depend on the availability of suitable material.
- Where do ideas and concepts come from ?.

At 'Show & Tell' and other times one hears individuals describe how a container should 'pop' from the slight suction that is produced when the lid is removed. This requires two hands!.

The question of how a Lady uses a Jewellery box may shed some light-  
" They lift the lid with one hand, search & remove the contents with the other & then replace the lid"

If it takes two hands to remove the lid – it will never be used.

At Shopping Centre outlets, the following is often observed-

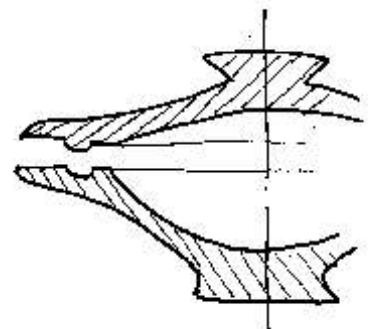
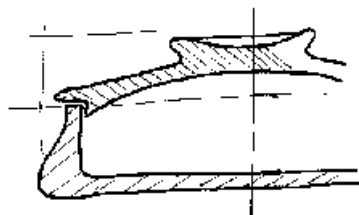
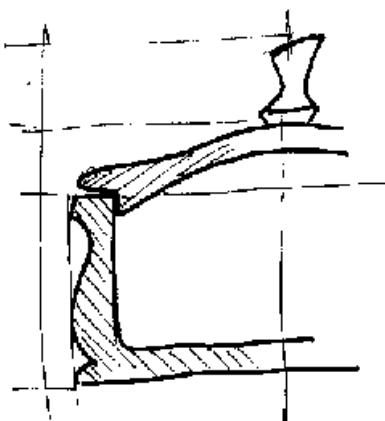
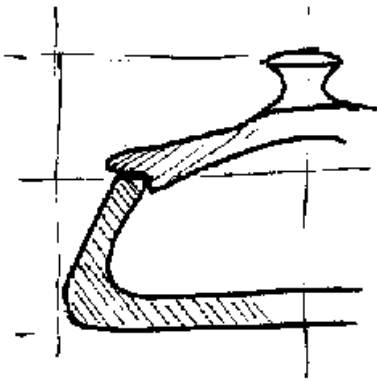
"Without removing it from the table, they lift the lid with one hand & look inside. Then they look at the underside of the lid. Only after it has passed these two tests, will they pick it up for a closer inspection of the interior".

If you can accept the above, then-

The lid of the vessel or box must be removable with one hand,


But not a sloppy fit,

And the underside of the lid must be hollowed and finished.





# WEEKEND WORKSHOPS



**WAWA COMMITTEE**

**SWAN GROUP**

**Saturday  
16th June 2007**

Wandi Community Hall, DeHaer Rd, Wandi  
Convenor: . . . . . Tony Boschman  
Master of Ceremonies: . . . . . Jim Stitfall  
Host(s): . . . . . W.A.W.A. Committee  
Safety Officer . . . . . W.A.W.A. Committee  
Competition Item . . . . . Platter  
A platter is a flat plate with a rim. The minimum overall size will be 260mm. The overall height is optional but should conform with a platter's usage. The inner surface will be completely flat from edge to edge. An edge rim will be included. The height and width of the rim will be no more than 1/10th of the internal diameter. **See Page 6 for complete description**

## **PROGRAMME**

8:00am . . Set up  
8:45am . . Registration & Fellowship  
9:00am . . Welcome and Announcements  
9:15am . . Guest Speaker - TBA  
10:00am . . Morning Tea - Members A Plate Please  
. . . . . Popular Voting Commences  
10:30am . . John Mason  
11:30am . . President's Forum  
12:00pm . . Lunch  
1:00pm . . Popular Voting Closes  
. . . . . Show & Tell  
1:30pm . . Jim Watters - Threading Wooden Chucks  
2:00pm . . TBA  
3:00pm . . Afternoon Tea  
3:30pm . . TBA  
4:15pm . . Competition Results  
4:30pm . . Pack up, Clean up, Load the Wagons, Plenty of Assistance, Please.

**Saturday  
21st July 2007**

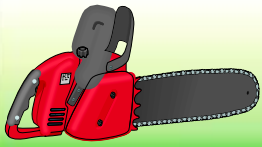
Kalamunda Hall, Canning Road, Kalamunda.  
Convenor: . . . . . Noel Moyes  
Master of Ceremonies: . . . . . Robert Atkins  
Host(s): . . . . . Swan Woodturners Group members  
Safety Officer . . . . . Swan Committee  
Competition Item: . . . . . Candlestick  
Featuring inside-outside turning

## **PROGRAMME**

8:00am . . Set up, lots of willing hands please  
8:30am . . Registration and Fellowship  
9:00am . . Welcome & Announcements  
9:15am . . Guest Turner TBA  
10:00am . . Morning Tea - Members A Plate Please  
. . . . . Popular Voting Commences  
10:30am . . Bob Nichols - TBA  
12:00pm . . Lunch - Hamburger & Salads \$3.50  
1:00pm . . Joe Clark - Screw cup chuck turning  
2:00pm . . TBA  
. . . . . Popular Voting Closes  
3:00pm . . Afternoon Tea  
3:30pm . . Show & Tell  
4:00pm . . President's Forum  
Show and Tell  
5:00pm . . Pack up, clean up and all help will be appreciated.

**A USED TOOL SALE WILL BE HELD**  
You price it, we will sell it!!

**PLEASE NOTE CHANGE OF  
VENUE FOR JUNE WORKSHOP**



# Calendar of Events

## WEEKEND WORKSHOPS

### WAWA COMMITTEE WEEKEND WORKSHOP

When: . . 16th June 2007  
Where: . . Wandi Community Hall  
Lot 33 DeHaer Rd, Wandi

### SWAN GROUP WEEKEND WORKSHOP

When: . . 21st July 2007  
Where: . . Kalamunda Hall, Canning Rd, Kalamunda.

### WANDI GROUP WEEKEND WORKSHOP

When: . . 15th-16th September 2007  
Where: . . Wandi Community Hall  
Lot 33 DeHaer Rd, Wandi

### AVON GROUP WEEKEND WORKSHOP

When: . . 20th-21st October 2007  
Where: . . Toodyay

### BUNBURY GROUP WEEKEND WORKSHOP

When: . . 17th-18th November 2007  
Where: . . Bunbury

### WAWA COMMITTEE WEEKEND WORKSHOP

When: . . 8th December 2007  
Where: . . Air Force Memorial Estate, Bullcreek Drive,  
Bullcreek.

## SHOPPING CENTRE DISPLAYS

### W.A. CRAFT, QUILT & KNIT SHOW

When: . . Friday 3rd Aug - Sunday 5th Aug  
Where: . . Royal Agricultural Showgrounds  
Claremont

### W.A. WOODSHOW

When: . . Friday 10th Aug - Sunday 12th Aug  
Where: . . Royal Agricultural Showgrounds  
Claremont

### PHOENIX SHOPPING CENTRE

When: . . Monday 27th Aug - Saturday 1st Sept  
Where: . . Rockingham Rd, Spearwood

### MELVILLE PLAZA SHOPPING CENTRE

When: . . Tuesday 2nd Oct - Saturday 6th Oct  
Where: . . Canning H/way, Bicton

### SOUTHLANDS SHOPPING CENTRE

When: . . Monday 29th Oct - Saturday 3rd Nov  
Where: Burrendah Boulevard, Willetton

### CENTREPOINT SHOPPING CENTRE

When: . . Monday 26th Nov - Friday 30th Nov  
Victoria Street, Midland

## WOODTURNING COURSES

### INTRODUCTORY COURSE

When: . . 11th August 2007  
Tutor: . . Jack deVos  
Subject: . . Chisel Handle & Bud Vase  
Where: . . Wandi Club Rooms  
Lot 33 DeHaer Rd, Wandi  
Contact: . . Alan Roberts  
9528 2520  
[alba57@westnet.com.au](mailto:alba57@westnet.com.au)

### INTRODUCTORY COURSE

When: . . 8th September 2007  
Tutor: . . Jack deVos  
Subject: . . Small Plate & Bowl  
Where: . . Wandi Club Rooms  
Lot 33 DeHaer Rd, Wandi  
Contact: . . Alan Roberts  
9528 2520  
[alba57@westnet.com.au](mailto:alba57@westnet.com.au)

### INTERMEDIATE COURSE

When: . . Saturday 13th October 2007  
Tutor: . . Gordon Ward  
Subject: . . Small Table Lamp  
Where: . . Wandi Club Rooms  
Lot 33 DeHaer Rd, Wandi  
Contact: . . Alan Roberts  
9528 2520  
[alba57@westnet.com.au](mailto:alba57@westnet.com.au)

### BEYOND ADVANCED

FRIDAY 2nd NOVEMBER  
Turn and Carve a SEEDPOD with Jack de Vos  
SATURDAY 3RD NOVEMBER  
Turn and Carve a Goblet with Gordon Ward  
SUNDAY 4TH NOVEMBER  
Turn and Embellish your choice of Bowl (two)  
With Robert Jones

### INTERMEDIATE COURSE

When: . . Saturday 10th November 2007  
Tutor: . . Robert Jones  
Subject: . . Large Platter with Embellished Edge  
Where: . . Wandi Club Rooms  
Lot 33 DeHaer Rd, Wandi  
Contact: . . Alan Roberts  
9528 2520