


The Woodturners Association of Western Australia (Inc.)



Issue 153 March 2011

NEWSLETTER

<http://woodturnerswa.com/>



Joe Hegney demonstrating the Ron Goodson twist

Committee Names & Numbers	2	Manjimup Matters.....	13
Group Meeting Days & Times	2	Melville Mutterings.....	14
Committee News	3	Swan Snippets	14
Presidential Pronouncements	3	Toodyay Tattles.....	15
Editors Epistle	3	Wandi Waffles.....	16
Registrar's Ramblings	4	Wanneroo/Joondalup Journal.....	16
Weekend Workshop Reporter	4	Wood Turning expo.....	17
Manjimup Weekend Workshop.....	4	Trading Post	18
Melville Weekend Workshop.....	6	Technical Desk	
Competition News	7	Bowls for oldies.....	19
Competition Items for 2011.....	7	Weekend Workshop Agendas	
Competition Results.....	8/9	Manjimup Weekend Workshop.....	20
News from the Groups.....	10	Melville Weekend Workshop.....	21
Bunbury Bites.....	10	What's Coming up Next.....	22
Busselton Bits.....	10	Electronic Payment of Subs...22	
Collie Calling.....	11	Shopping Centre News.....22	
Gosnells Gossip.....	12	Scales Drawings.....23,24,25	
Mandurah Memo.....	12		

Closing Date for Edition 155 - Sunday 10th July 2011

WAWA Committee

President

Alan Roberts 9528 2520

Vice President

John Gardiner..... 94554206

Past President

Derek Martin 93549464

Secretary

Sheila Carlile..... 94015795
7 Littorina Avenue, Heathridge 6027

Email: woodturnerswa@gmail.com

Treasurer

George Sharpe 9419 5922
54 Marri Park Dve, CASUARINA, WA, 6167

Email.. bandicoot4t@aapt.net.au

Committee Members

Derek Beer *Charlie Marsh*

Greg Williams *Noel Moyes*

Peter Povey *George Sharpe*

Ray York *Bill Younger*

Membership Registrar

Alan Roberts 9528 2520

157 Safety Bay Rd, Shoalwater W.A.
6169

Email: alba57@bigpond.com

Video Librarian

Elaine Boyd 9592 2232

Librarian

Myrtle Sharpe 9419-5922

Competition Coordinator

John Mason 9537-6626

Email: jasmon@westnet.com.au

Shopping Centre Display

Brian Fowlie 9310 3161

Neil Piper 9496 3722

Len Nicholls..... 9339 6490

Elaine Boyd (Rosters) 9592 2232

Web Page & Magazine Editor

Noel Moyes 9295 2281

. *Mobile: 0402 149 755*

. *Email: noel.moyes@bigpond.com*

25 Bentley Street, Stoneville W.A. 6081

Weekend Workshops

Jim Stitfall 9277 3132

Charlie Marsh 9399 4476

AVON VALLEY

Wool Pavilion Showground Toodyay

7:30pm 4th Mon 9:00am 2nd & 4th Sun

Max Heath 9574 2069

BUNBURY

Cathedral Grammar School, Gelorup

7:00pm 1st & 3rd Wednesdays

Kevin Bell 0408358352

BUSSELTON

Agricultural WA Building cnr Queen St & Marine Tce,
B/ton

7:00pm 2nd & 4th Wed, 10:00am - 4:00pm Sats

Charlie Broadbent..... 97522111

COLLIE

Clubrooms -cnr Witnoom & Steere Wed 9:30am - 3:30pm
Month Meeting on the Last Sunday

Domenic Italiano..... 97341853

GOSNELLS

Southern River College, T&E Building, Southern River
Rd, Gosnells

8:30am - 12:30pm Wed, 6:30pm - 9:30pm Thurs

John Gardiner 94554206

JOONDALUP/WANNEROO

Heathridge Leisure Centre, Sail Tce, Heathridge

2nd & Last Monday 7:00pm

Geoff Quesnel 94012521

MANDURAH

Baden Powell Hall, Cnr. Elizabeth & Anstruther Streets

Thursdays: 6:00pm - 9:00pm

John Mason..... 95376626

woodturnersmandurah@gmail.com

MANJIMUP

The Shed, Timber Park.

Wed. & Thurs. 10.00 - 2.00 & Sunday 11.00 - 3.00

Graham Quaife 9771 8001

MELVILLE

Melville Rec Centre, Cnr Stock Rd & Canning Hwy

9:00am Wednesday (excluding School Holidays)

Bernie Dixon 93375413

MUNDARING

Old Parkerville Primary School, Dura & Riley Rds,

Parkerville 7:00pm Friday

Warwick Connor 9295 4038

SWAN

Gumnuts Family Centre, Mudalla Way. Koongamia

2nd Tues, 7:00pm 1st, 3rd & 4th Tues 1:30pm

Joe Clark 92953159

WANDI

Wandi Community Hall, DeHaer Rd, Wandi

7:00pm 1st & 3rd Thursdays

8:00am - 12:00pm Wednesday (Hands On)

12:00pm - 4:00pm Wednesday (Ladies Group)

Graeme Meadowcroft..... 0428994448

Vice Presidential Pronouncement

With Alan Roberts away on holidays since April, the task of some news has fallen on my shoulders. Without access to the Secretary's email I cannot report any items from Association Groups.

One thing I can tell everyone about is that there has been a good response to the fact that we needed a Librarian and a Newsletter Editor. Melville Group has come to the rescue and both positions have been filled.

How many of you have started planning an entry for the Wood Show competition ? There are some worthwhile prizes up for grabs so get those lathes turning. The organisers were very impressed with our static display last year and want this event to be an annual one.

Mandurah weekend workshop is at the end of this month and if the programme is anything like the standard of workshop's in the past, then it will be well worth the trip to Mandurah.

We have been planning for Dean Malcolm to attend our August workshop, however, this may not happen due to Dean suffering a stroke. I have been in contact with Dean and fortunately the stroke was not too severe. He feels quite good in himself but is advised not to drive his motor car, and has not touched his lathe. He is undergoing further tests at the moment with doctors in Perth. I'm sure we all would wish him a speedy recovery.

An alternate programme will be looked at if Dean is unable to attend.

That's it for now, Good turning.

John Gardiner.

Editor's Epistle

The newsletter will be compiled and published in future by David Rechter. Please direct all correspondence to him at;

26 Lockett Cres, Winthrop, WA 6150 or wawa.newsletter@gmail.com

To Receive your Magazine via Email please send an email to me with your Name, Membership Number and the email address to which it should be forwarded.

Noel Moyes Editor

Registrar's Ramblings

New Members

We would like to welcome to the Association the following new members:

Adrian Bolton 2506 Manjimup Group

Lyn Bolton 2506A Associate Member

David Douglas 2508 Busselton Group

Syd Harvey 2509 Melville Group

Sheryl Harvey 2509A Associate Member

Jennifer Johnson 2510 Wandi Group

Tessa Dyer 2511 Manjimup Group

Victor Dale 2512 Gosnells Group

Roger Smith 2513 Mandurah Group

Alan Roberts WAWA Membership Registrar

Weekend Workshops

Observations by Peter Pickering Manjimup

12-13th March

Members look forward to the Manjimup weekend in anticipation of a well organized function combined with good old fashioned country hospitality and their expectations were fulfilled. Master of Ceremonies Graham Quaife welcomed everyone to the workshop and explained the order of the weekend including the dinner planned for Saturday evening and the informal activities at the clubhouse on Sunday. Graham thanked all their sponsors including W.A Plantation Resources, Woodgate Wines, Mitre 10 Manjimup and Bridgetown plus Manjimup Monograms.

Dennis Kestel was the first to demonstrate how to use multi-centered turning to make a pen set holder for a desk. Dennis had pre-prepared the oval shaped blank with four 30mm holes drilled by a forstner bit, then using the chuck in expansion mode in the drilled holes and using them in rotation he shaped the oval, Dennis then drilled a 3mm hole through the end ovals and used this to provide the centre for two turned decorative grooves. He then showed a finished stand with the pens held in trumpets which was passed around. The demonstration showed not only a way to make a desk stand but provided ideas that could be applied to other oval objects.

Graham then introduced Manjimup councillor Sam Karamfiles who extended a warm welcome to the members and friends visiting Manjimup, and told how the Manjimup Group was held in high esteem because of their involvement in town activities.

The first prize in the raffle was then drawn and this continued after each demonstration.

After morning tea Norm Gratte demonstrated the Escoulen Ball and Socket Chuck with indexed pivoting insert. Norm showed some items he had made including a golf club, an egg in a cup and an egg cup with a duck in it. He made a spigot exactly 40mm which he mounted in the chuck and set the offset, Norm then turned a duck, the special chisels he used were passed around. Norm then demonstrated how to make a turned box with lid, the lid to have an offset knob. Norm explained that he just started to use the chuck and looked forward to determining the full potential that it is capable of, Norm and the chuck would be available at the shed Sunday morning.

Alan Roberts conducted President's Forum emphasizing the need for volunteers to fill the vacant positions.

After lunch Graham Lewis demonstrated how to make a lidded box in the shape of the Seattle Tower inspired by the Space Needle in Seattle and described in "Turned Boxes" by Chris Scott. Graham passed around several examples he had made and then demonstrated the turning procedure. As there are 4 component parts in the tower Graham explained the importance of working methodically and accurately to ensure a perfect fit at assembly stage. As space in this report is limited I would suggest that you read the book for a detailed description.

Chris Smith came next to demonstrate the turning of the Space Needle spire in Queen Ebony Chris explained that as with any finial you start at the thin end and work towards the thick end, applying the finish as you go from point to tear drop and then cove. Chris then demonstrated how

to turn pewter using a tungsten carbide bit and polishing with brasso, explaining that you can sometimes get pewter mugs in op shops and melt them down.

Chris and Graham combining for a very informative demonstration.

Following afternoon tea Rob Jones came on next to demonstrate making a Pot-pourri bowl using a Stephen Hughes designed insert. Rob explained that he was following on from his Collie demonstration of decorating a wide edged bowl with domed cutters used in a Dremel. He then passed around a bowl with a centre insert and samples of lazer cut inserts in plywood using a fish theme. Rob said that the plywood insert required sanding and staining, he then passed around several samples. Rob then turned a bowl cutting a shoulder in the recess to fit the insert , this must be a perfect fit. He then decorated the rim using a cup burr in a dremel. The rim can then be painted with your choice of colour and the pot pourri bowl finished to your taste.As usual with Rob's demonstrations the audience is inspired to try his ideas.

Competition results were next with John Mason stating that he was very pleased with the Manjimup Groups organization.

The day was concluded with an invitation to attend the Clubrooms in Timber Park Sunday morning.

The Sunday session could be described as an organized but informal gathering of skillful turners keen to share their knowledge and to learn from each other. There was so much going on that I can only report on what I saw.

- Wade Clarke out the front enthusiastically selling wood.
- Alan Roberts making a three corned bowl then handing over to Steve (chappy) Chapman to have a go.

CARROLLS WOODCRAFT SUPPLIES

Your one stop shop for your Woodturning, Woodcarving, Pyrography, Scrollsawing and general woodworking needs. Craft Supplies, Machinery & Handtools.

Phone, Fax, Email & Web mail order specialists.



WWW.CWS.AU.COM

66 Murradoc Road, Drysdale Victoria 3222

Phone: 03 5251 3874

Fax: 03 5251 3864

Email: carrolls@pipeline.com.au

- Norm Gratte with his ball and socket chuck then allowing Chris Smith and Graham Lewis to make golf clubs.
- Morning tea and a raffle with several prizes of wine and craft work.
- John Mason showing another way to make a lid, by cutting an internal flange and using expansion jaws, then letting David Butler take over.
- Spot the recycled ironing board used as tool stands.
- Happy members enjoying themselves.

It is a fair distance to Manjimup but well worth the trip. Make sure that you do it in 2013.

Peter Pickering - Roving Reporter

Melville

April 16th

Brian Fowlie welcomed the members to the workshop and explained the order of procedure and the location of facilities, John Imrie would have wood for sale during lunch and the trade supplier was P-Square Agencies. Tools belonging to the late Ron Goodson are also on sale.

Roy Lundy was introduced as the first demonstrator, Roy explained that the Melville Group make at least 90 lolly bowls each year to be donated to the Silver Chain Association for filling with lolly's to be distributed to the elderly at Christmas, for some it may be the only present they receive. The bowl is to be of a simple shape which Roy proceeded to make, After sanding the bowl was finished with Shellac. Roy gave detailed explanation as he worked which was beneficial to all watching and an inspiring idea of a worthwhile charitable idea that other Groups may take up for Christmas. Roy then said that he would make a mortar and pestle, he explained that he would make the pestle first as the mortar is tailor made to fit the individual pestle. The pestle is basically a plain bowl of substantial construction and thickness and it did not take Roy long to produce it. The Mortar is made with sandstone glued to the end and shaped to fit the bottom of the pestle. Roy passed around samples of the stone and the finished work.

After morning tea Laurie Green took the stage to demonstrate profile turning with the aid of a laser. Brian Fowlie told of Laurie's interesting life before woodturning telling that he was a metal machinist by trade which was evident as his demo proceeded. Laurie passed around samples of hollow turning which he had made with a laser to assist him in using a hollowing tool through incredibly small neck openings of his hollow forms. Laurie showed how he mounted the laser

CARBA-TEC®

TOOLS FOR WOOD

151 Balcatta Road, Balcatta WA. Phone (08) 9345 4522. Fax (08) 9240 1014
Visit us online: www.carbatecwa.com.au

and demonstrated hollowing and decorating hollow forms. He explained the problem of lighting through small openings and the flexible light he uses. Laurie talked about the different types of wood he uses , their moving characteristics and the drying methods he uses. A very lively question and answer session took place on lasers ,hollow form techniques, tools and methods but it was the use of lasers that dominated the discussion with many present planning to use them in the near future.

John Gardener conducted President's Forum with topics which included

- Apologies from Alan Roberts
- Congratulations to the Melville Group
- Appointment of a new editor
- Downsizing the library
- Woodshow 2011
- Mandurah Workshop
- Relocation of the Gosnells Group from Amaroo Hospital to the Southern River College.

Len Nichols was next with a history of the Melville Group, he commenced with the formation of WAWA at Eneabba in 1985 highlighting the foresight of those involved and the effort in forming a constitution with members spread over considerable distances and no access to modern communication such as the internet that we enjoy today. April saw the first Melville meeting with 30 attending, followed by the start of the Shopping Centre Group at the Melville Plaza. Len spoke of the activities that the Melville Group engage in which have included fire relief fund raising, and other charitable activities. He spoke of workshops past and showed examples of work to illustrate his memories.

After lunch Norm Graffe demonstrated the making of boxes with embellished lids, and passed around several examples with designs inspired by starfish and tree nuts. The lid is made in two parts the base which fits the bottom of the box and a domed top into which the embellishment pattern is carved giving a hollow effect of the lid. As the lid is the showpiece the bottom is turned last so that a perfect fit is achieved. Trust Norm to come up with something different every time he demonstrates.

Joe Hegney was next with a tribute to Ron Goodson an association which began in 1958. Joe commenced by welcoming and introducing Ron's daughter Janet to the members. After talking about Ron Joe stated that the best way he could honor his friend was to demonstrate the making of a Jacobean and a Barley twist done Ron's way. Using Camphor Laurel Ron's favorite wood he first made a Barley twist explaining the technique as he proceeded. Next was the Jacobean twist employing the hand tools and rasps that Ron had used. Several examples of Ron's work were passed around for member to admire. Joe completed the tribute with a reading of "The Craftsman".

After Show and Tell John Mason gave out the competition results.

Brian Fowlie closed the day with a special thank you to the demonstrators.

Peter Pickering

Competition items 2011

May 28th, Mandurah Platter with Inlay. Usual feature of platters " at least 75% of the inner base must be flat". Size unlimited.

June 18th, Joondalup/Wanneroo Sugar Bowl and Spoon, Bowl to have a lid and the spoon to be all wood or have a wooden handle, Size functional.

A real classic ! The bowl made of wood as is the lid. Either the bowl or lid will have provision for the spoon (as in a slot or groove) so it (the spoon) will sit neatly in the bowl whilst the lid is on.

The spoon may be made entirely from wood if you have the skills to do it, otherwise a metal spoon with a mandatory wooden handle will suffice.

July No Workshop

August CoM Single Tier Cake Stand

Single tier cake stand usually has a central spindle and a flat platform on top to hold the cake. The “platform” can have a beaded rim or not, it should be flat right across, edge to edge and of a size to hold a nice cake. The spindle should not be too high and the base should be wide enough for stability

August Master Class with Dean Malcolm all day

September 17th, Wandi (AGM) Inside-Out turned Christmas Decorations. A set of four and must be displayed on a stand. Segmenting is optional.

Once again this quite popular item but this time, a little harder, in that these need to be hollowed out or turned inside out. It is a set of four and they must be displayed on a stand or “tree”, or they will not be accepted.

October 15th, Swan Natural Edged Bowl. Size and design is unlimited.

With this item being unlimited in design, size and style you can really let yourself go. Think of a natural edge with a bark inclusion as in a tree branch or a natural edge as on a piece of Burl. It is your choice.

November 19th, Bunbury Any Item made from a single piece of timber. 75mm x 75mm x 200mm.

This was a WAWA comp item many years ago, thought worthy of doing it again. You may turn it into whatever you desire but you are permitted ONE cut of the piece in any direction. One cut only or there will be heaps of pens, spindles, bobbins etc etc. Use your imagination ! This could be interesting !

December Best item turned in 2011

February 2012 Balance scales...Made to measure, plan is published

Must be fully functional. Look to the web site for the diagram which includes the measurements. Space in the newsletter prohibits publishing in printed form. Details at the end of this newsletter. IF YOU NEED BETTER PICTURES, CONTACT NOEL FOR TRANSMISSION SEPARATELY.

John Mason, Competition Co-ordinator

Competition Results Manjimup

Novice:

- 1st . . Robbie Norton
- 2nd ..Mick Bishop
- 3rd.. Geoff Black

Intermediate:

- 1st . . Babara Jennings
- 2nd . . Rudi Goh
- 3rd.. Jim Waters

Advanced:

1st . . Viv Paust
2nd . . Ray Batt
3rd.. Bruce Jackson
4th.. Maurie Munro

Open:

1st . . Babara Jennings
2nd . . Viv Paust
3rd . . Ray Batt
4th . . Bruce Jackson

Popular Vote:

1st . . Viv Paust
2nd . . Babara Jennings
3rd . . Maurie Munro
4th . . Bruce Jackson

John Mason competition Co-ordinator

Competition Results Melville

A reasonable turn-out with 8 novice, 2 intermediate and 5 advanced turners displaying their skills. As usual, the quality was excellent, the wood choices very good and unfortunately, several who did not read the description, which is there so that (hopefully) you will get it right !!

Good to see first timer Mike Howard entering. Hope to see more of his work.

The judges, Allen Hoskins, Doug McDermott and Chris Paplinsky all did a really great job....thank you.

Novice:

1st . . David Rechter
2nd ..Brian Kirkby
3rd.. Mick Bishop
4th.. Bob Napthine

Intermediate:

1st . . Tony Collins
2nd . . Mike Howard

Advanced:

1st . . Andy Hill
2nd . . Tom Callaghan
3rd.. Bruce Jackson
4th.. Viv Paust

Open:

1st . . Andy Hill
2nd . . David Rechter
3rd . . Bob Napthine

4th . . Tom Callaghan

Popular Vote:

1st . . Maurie Munro

2nd . . Mick Bishop

3rd . . Brian Kirkby

4th . . David Rechter

John Mason competition Co-ordinator

News from the Groups

Bunbury Bites

2nd Feb Show & Tell; Ted Norrie Apple-wood vase from an apple-wood stump. Kevin Bell "T Lights" in Cyprus & Camphor Pot Purri. Always first class. Jim Cunniffe Cake stand in Jarrah inspired by Crown Hotel in Hong Kong, artistic and beautiful. Tom Brixey pens in Acrylic. Tom is a master pen maker, his pens are in great demand.

Feb 16th; Jim Cunniffe gave the members a lesson in multiple plate making, as this writer has never made plates. It was a great lesson in how to make such decorative and useful items. Several members had hands on making plates.

March 2nd; Show and tell. MC Tom Brixey. Ted Norrie bowls in Cyprus pine , Ted is a prolific turner. Jim Cunniffe- salt and pepper grinders in various guises, Jim likes to push the boundaries of turning. Cheryl Klien, collection of turnings she has done, as Cheryl is off to Queensland to live. (our best wishes to her). Hayden Mathews, tall vase in gum , Hayden always makes beautiful Architectural turnings. Kevin Hunt. Tornado Topps. This bloke is taking his second childhood seriously. Tom Brixey, standard lamp with adjustable petals. This must be Toms feminine side coming out. Tom Brixey later gave a demo on pen making and had several visits from Murphy. This is bound to happen when only given 2 hours notice to do the demo. I hope lesson learnt.

Sunday 6th March; Several members attended memorial day at the Dardanup Heritage Machinery Park for demos & sales. Good weather and a good day was had by all who attended.

I would like to make the observation, made by others often of how sharing woodturners are of their chosen hobby, profession. Leading woodturners professional and amateur alike through demonstrations and the sharing of tips and techniques.

One of our intrepid members attended the July 2010 Brisbane Woodturning Symposium and at breakfast one morning was able to pass on the valuable tip to "Richard Raffan" that if he (Raffan) made more judicious use of sandpaper he could possibly do away with the skew chisel.

Yours in Woodturning

Gee Pee

Busselton Bits

The Jewel in our Crown, so to speak, is our regular public demonstrations in our Workshop located in the fast developing Cultural Complex at the Jetty End of Queen Street Busselton. The Shire Council is about to undertake massive landscaping and structural alterations which should make our little corner of the world easier to access: unfortunately as it is currently laid

out most people just walk past despite our sign and kite. Notwithstanding this difficulty we continue to get people calling in to see what we do: these include many locals, people from the Perth Metro area...our biggest suburb...South Australia, Queensland, New South Wales, United Kingdom and South Australia. We attend most Tuesdays and Saturdays and members of the Association are more than welcome.

While our two regular meetings held on the second and fourth Wednesday of the month are not as well attended as we would like the quality of the demonstrations and presentations have been first class. Those featured recently have been Dennis Haddon and his thin walled Hollow forms, Barbara Jennings with a slide show on her participation in Turnfest held on the Gold Coast recently, Vince Triglia showing how it produces those beautiful large platters with exquisite embellishment and Charlie Broadbent the best way to log timber and cut it to ensure the maximum effect as to fine grain. Our latest new member, David Douglas, is keen and already had a Saturday morning lesson from the guru.

Some of the other matters of interest are that our approach to the Shire Council to construct a storeroom has been knocked back but we are working on alternatives. The Workshop can be open on the first, third and fifth Wednesday of the month but only if anyone interested contacts Charlie Broadbent prior to the night...HE WILL NOT OPEN UP ON THE CHANCE THAT SOMEONE MAY ATTEND.

Finally we will gather timber again in June but specific dates haven't been confirmed and we still have plenty which was harvested in prior years: this is not only for Group members and is available for purchase by anyone. Just telephone Charlie Broadbent or Bruce McCormick on 97552427.

Scribe

Collie Calling

Our club was welcomed to Manjimup on 6th of April by convenor Graham Zuaife and members. We arrived at smoko and all 15 of us tucked into cakes, tea, coffee and fresh fruit, which the ladies had well in hand, thank you so much ladies, it was lovely. Graham had organised a trip to the Diamond Wood Chip Mill about 10K out of Manjimup, what an eye opener the operations were. The largest log you've ever seen in your life was chipped up at the rate of 300m per second, and the noise was just incredible. We arrived back at their club rooms at midday with the BBQ sausage sizzle smelling wonderful. After lunch Harold Worth demonstrated turning a three cornered bowl, followed by Max Rutherford from the Collie Group. It was a really great day, good weather, camaraderie and food, thanks Manjimup and thanks to Domenic Italiano who organised and drove the bus for us.

The sad new is that one of our founding members John Wallace passed away after a long illness, our condolences go out to his family. John was made an Honorary member by WAWA two years ago, his membership number was 41 when he joined on 12/11/1985. John will be sadly missed by the Collie Woodturners members and all his friends and family.

On a brighter note Collie Woodturners had an open day on Sunday 1st May. We had about 40 pieces on display, and we attracted about 60 people to our club rooms. Max Rutherford and Peter Hill kept the chips flying and handing out to the visitors their well made products. Our March competition was won again by Domenic Italiano, he made a Seattle box tower out of olive. The piece stores needles, pins, and buttons. The needles being stored in the hollow tower, well done Dom.

We should receive our dust extraction system this coming week. We will have a busy bee to organise the ducting overhead, when it arrives.

Ken Hands - Convenor - Collie Wood turning Group

Gosnells Gossip

The Gosnells Group have vacated the Gosnells Family Hospital to make way for the more deserving unscheduled maritime arrivals. We were fortunate to be invited to become part of the Southern River College Community with accommodation in the surplus to requirement woodwork rooms in the Design and Technology area.

9 March. Working on salt and pepper shakers.

16 March. After receiving a formal invitation from the Southern River College to use their accommodation the Committee inspected the offered facilities and immediately agreed to accept the offer, when put to the members they were unanimous in supporting the decision.

18 March . Move to Southern River College.

23 March Turning a square sided bowl.

30 March. Demonstration by John Gardener of a platter with contrasting inlay . John made the platter from she oak and then turned the insert from jacaranda. The demonstration provided members with ideas and methodology to make an entry for the Mandurah competition.

6 April Under the guidance of Ian Eagles the group commenced the turning of eight pepper grinders with crush grind mechanisms to be presented to Southern River College as a token of appreciation for their hospitality. Those not engaged on the pepper grinders worked on a set of three scoops.

13 April Work continued on the pepper grinders with the remainder of the group making a matched pair of boxes.

20 April As above

27 April Demonstration by Chris Sioulas on the making of a sugar bowl and spoon to the specifications of the Joondalup / Wanneroo workshop. Chris had prepared a olive blank with spigots on both ends. He first parted off the top then shaped the bowl, after hollowing Chris used a flat bar tool rest he had made so as the minimize vibration of the scraper on the bottom of the bowl. After sanding and finishing Chris reversed the bowl into a jam chuck to finish the bottom. Chris then made the top so as to achieve a perfect fit to the bottom. He then passed around his work including a wooden spoon that he had made earlier.

4 May The pepper grinder production continued with Ian Eagles applying the finish at home, then John Gardener using pyrography to burn the Southern River College name on the items. Other members continued on various projects including rolling pins also for the College.

Peter Pickering

Mandurah Memo

With our diminishing numbers at Mandurah the club has decided to promote itself more and run novice classes during June - October. To promote the classes we have had a stall for two Sundays and Manjar Markets on Mandurah Foreshore and got a couple of contacts and one immediate member. We have also done two demonstrations at Bunnings and put up posters around town, so we are now waiting for the rush.

Mandurah has stored wood at John Mason's property in South Yunderup for quite a long time. John is thinking of moving in a couple of years, so the club got to and sorted out all the stored wood into good wood which members took home and firewood which we got rid of. Our thanks go

to John for doing this service for years and our two sheds at Johns were donated to him.

The club usually demonstrates at the Mandurah Crabfest in April. But this year no free community spaces were available and commercial site was \$660 so the club decided not to attend. The council received a letter from us pointing out our disappointment.

All is in preparation for our workshop on 28 May at Masonic Hall, Furnissdale Road (off Pinjarra Road) Furnissdale. We have a good line up of demonstrators. Neil Turner, Joe Hegney, Don Clark and Chris Smith. There will be the usual raffle with really good prizes.

Tom

Manjimup Matters

Our weekend workshop in March was the start of a busy period for our group, and on that note we would like to thank those who attended and trust they found the workshop interesting and had a chance to catch up with other members within WAWA.

A week later we were setting up in the show grounds for the Manjimup Agricultural Show. A good turnout of members provided a day long demonstration and of course a display of our projects. The weather was in our favour after a few hot days and a large turnout from the public made the day a success.

In April 16 members from the Collie group paid a reciprocal visit to Manjimup. A tour of the chip mill was arranged for the morning. The mill is operated by WAPRES (WA Plantation Resources) who are good supporters of our group. The highlight was a 10 metre log 1 meter across reduced to chips in about 30 seconds. In the afternoon Harold Worth provided a wonderful demonstration of a three cornered bowl and Max Rutherford took up the challenge and turned out a three cornered bowl of his own. It was a great day and we look forward to future visits to each other's groups.

We were invited to participate in the Balingup Small Farm Field day held on the 16 April. This is a very popular annual event in the small SW town which draws a large number of visitors and this day was no exception. We were located in a central position and created a large amount of interest from the large crowd. It was a long day for about ten members of our group, an early start to set up and then competing with other stall holders, vehicles and trailers to pack up all eager to be first away at the end of the event.

The Manjimup shire allows various groups to conduct fund raising raffles during the year and our group was allocated a day in May for this purpose. Fire wood is the most popular prize this time of year and we hope that an 8x5 trailer of dry jarrah will create enough ticket sales to boost our coffers. On the same day we will again support the Mitre10/Retravisioin in their promotion of products and services, this year in aid of the Prostate Cancer Foundation. They allow us to set up a lathe in the hardware section there we can react with the customers looking for tools etc. It is a low key day, very social and for a good cause.

To finish off I am reminded of a quote from David Brent (The Office) who said "I thought I could see the light at the end of the tunnel, but it was just some b*stard with a torch, bringing me more work".

Graeme

**WOODTURNING
PROJECT PARTS**

The B-Y in
project parts from
Box, Clock, Cutlery to
Spinning tops and Yoyo.

Telephone 9330 8383

MAYAMA GEMS
2/49 McCOY ST
MYAREE 6154

Melville

Mutterings

2 Mar - Demo by Norm Grade of turning a lidded box in the shape of an egg & incorporating a foot for standing upright. Norm warned those present to take particular note of the process since this was the project for the monthly hand on session in two weeks. Members also voted unanimously that the Group purchase our late member, Ron Goodson's lathe, to increase it's number of large, electronic variable speed lathes..Latest advice from the Council is that the proposed "Community Shed" project has been shelved.

9 Mar -George Walker gave an address on threads - types, purpose etc followed by his demonstration of cutting threads in timber utilizing a number of jigs, cutters. etc that he has made or purchased. He sized that timber selection has significant bearing on the finished result. Written communication has been received from the City of Melville confirming that the Community Shed project will not proceed.

16 Mar -Monthly "Hands On" day with the item for the "class ???" being a hollowed egg on a base (Easter Theme ?? - I wonder). Keen participation & generally acceptable results as evidenced by the Show & Tell tabling 23/3.

23 Mar -Bill Power demonstrated his approach to creating a lidded box -a method which gave us all ideas to" think outside the square" Well done Bill. Excellent tabling of "Show & Tell" items which included a number of the previous weeks projects. The wound up with one of Bill Powers DVD'S of large carved items displayed in the Louvre in Paris. Considering these were mostly created in medieval times the detail is extremely impressive.

30 Mar - Dennis Kestel was thrown in at the deep end with a quick change of demonstrators for the day & displayed his ability to turn a desk table pen holder, oval shaped & very attractive when finished. Apparently the "Community Workshop" project is not entirely dead & efforts are being made to find a suitable alternative site.

6 Apr -A visit to the city by Busselton member Charles Broadbent resulted in him giving a demonstration of his method of turning hollowed eggs with a Easter theme. The usual thorough , interesting & thought provoking presentation with many questions from members. Charlie also mentioned his fairly recently acquired air o~mel type unit used Embellishing items emphasizing that with an operating speed of 500,000 rpm a gentle & soft touch was necessary.

13 April -Hands on day with bowl making for the Xmas project. Good participation much progress made.

20 April -Another guest demonstrator, Milton Rundle, gave an address & demonstration his NUMEROUS methods of chucking timber for work undertaken & covered a range from the early days of WAWA to date. This highlighted the progress achieved over the years to enable turners simplify approaches to their various projects.

27 April - Brian Fowlie demonstrated his approaches/methods to fruit turning including a simple holding device utilizing left over spigots from screw cup chuck when finishing items. A very good tabling of Show & Tell items including a lot of our Xmas Bowls project.

Anonymous

Swan Snippits

March 8: We were treated to an informative and entertaining evening by Ian Moss who handed around hollow formed vases he had made mainly from jacaranda, some lightly engraved. Ian showed diverse hollowing out tools, ranging from expensive and efficient to cheap and effective. Members produced some outstanding work in the competition for a matching pair of bud vases with inserts making voting difficult. There were five open entries and one each in intermediate and novice. Results: Open: 1st: Brian Kirkby, 2nd a tie between Bob Napthine and Joe Clark. Intermediate: Mike Howard, Novice Bud Cooke.

March 15: Malcolm Munro made bangles by segmented various types of wood, with

enhancements. He cut a circle marked out in segments then enhanced the bangles with glitter cotton thread and fine copper wire, producing gifts to delight any young girl.

March 22: Not even the smallest piece of wood needs to be wasted according to Bob Nicholls. A sugar gum tree which was hollow in the middle was used to produce some useful little pots and holders, with the damage becoming attractive features. These were made particularly striking by polishing the outside and painting the interior mat black.

April 5: Jim Clarke gave an example of precession turning by making a mushroom out of olive wood. The top was detachable from the hollow stem - an interesting class demonstration of turning which appeared deceptively simple.

April 12 Six members of the Toodyay woodturners attended this evening, assuring us they really enjoyed the bigger gathering and planning to return. Bob Nicholls demonstrated a platter with a cypress pine inlay. Competition winners for a hollow form vase were: Open: 1st Bob Napthine, 2nd Bruce Shephard, 3rd Ian Moss. Intermediate: 1st Mike Howard. 2nd Tom Wainwright, Novice: 1st Alan Murton, 2nd Bud Cooke.

April 19: Brian Kirby showed home-made tools and their uses. These included an off-centre chuck made from a pattern on the Internet out of aluminium with a steel weight showing how it can assist in making multiple small dishes (up to six) from one piece of pine - ideal for parties. Brian also demonstrated a bowl chuck made out of plywood for use on a lathe with an outboard facility.

April 26: This was hands-on day with all lathes whirring to begin churning out Christmas toys. These included locomotives, a babies rattle, wheels for various toys and Owen McGrath's famous mice.

May 3: Bob Napthine demonstrated a jarrah stand and surround in the shape of a new moon to hold a hydrometer, which was then set into a type of bookend. It looked impressive, being more so as Bob is our sight-impaired member.

Tom Wainwright

Toodyay Tattles

Hi From the Pavilion in Toodyay

Well its still very dry in Toodyay except for storms. We recently had 58 mm of rain in about 20 minutes and were this fell it created a lot of damage especially to fencing.

But to Woodturning.

We recently visited Swan club for one of there nights and had a great night. Our members were most impressed.

We have been pretty busy up here with the Moondyne Festival etc and unfortunately only four members took part in the day. It seems that they done a good job and had a few inquiries on the day although one of our lady members noticed the men standing back when she was turning. They experimented with an article that we have to turn for a course that three of us are going to do.

Our club was approached to see if any of us were prepared to do a demonstraters course with Swan club and three of us are going to do this and will have completed this course before this article is in print.

We are looking forward to this I think.

Our club project is progressing slowly but is getting there.

Our newer members are doing some great work and this is great to see.

I must mention here that David Eyres recently had a long overdue operation on his ankle and is recovering well.

Well that's about all from Toodyay for the present so will say cheers for now.

The Tattler

Wandi Waffles

Knot Sleepless in Seattle!!

An absorbing night was had by those who attended Graham Lewis's revelation on the creation of a 'Seattle Tower box', which upon completion has a couple of separate storage containers together with an exquisite finial. His attention to detail, the meticulous manner in which he creates his pieces, and the keenness he exudes when 'teaching' was very evident. Unfortunately time eluded us before the finial was commenced – perhaps one of those vacant spots later on in the year! I'm sure we shall see some of these projects adorning our show and tell displays very soon.

Here's the scoop!!

Dan Killgallon, on very short notice kindly divulged the art of off-centre turning which can be utilized for many purposes; many of his items were on display, including an idiosyncratic goblet and a rather cutesy looking duckling. With a healthy commentary, his completed item for the night was an attractive functional scoop.

Rawhide scraps

Tim masterfully demonstrated the art of creating a leather pen, espousing the use of second hand materials such as scraps of leather from items such as belts and handbags, or sourcing materials from auto trimmers and furniture makers (often given away); even the beveled punch used to create the multiple discs was 'home made' from scrap metal tubing. Utilizing scraps again to create a sacrificial square block, holes can be drilled allowing numerous halves to be completed in one go. Once bored, randomly compact the punched out pieces of leather into the now PVA filled holes, clamp it and allow it to set (perhaps overnight), carefully drill the holes down the centre and insert the roughened and glued brass tubing. Cautiously use the band saw to remove most of the excess wood, place the piece on the mandrel and complete the pen as normal.

Not Happy Jan!!!!

It is with misery that I have to announce that on a couple of separate occasions cars have been broken into and items stolen during the Wednesday club sessions. It is a stark reminder that there are desperate people in the community. Please be vigilant, keep items out of sight and cars locked.

16th June

Don't forget, the up-and-coming elections. It is with your commitment, no matter how small or large, that the club can continue to grow. Nomination forms will be made available beforehand. There are still some vacancies for Thursday night demonstrations, if you are able to assist please inform one of the committee members

Daphne

Wanneroo/Joondalup Journal

Another year is racing by, and the Joondalup-Wanneroo W/E Workshop is rapidly approaching next month. This year it will be held at the Connolly Community Centre instead of our Heathridge premises. While Connolly is a tiny bit closer to Geraldton, it has excellent facilities including air conditioning if the weather is unfriendly, and is very easily accessed from the freeway. Note, it is still closer to the city than Wandie. The programme should be included elsewhere in this newsletter.

At our March meeting Andy McFadyen & Graham Turner jointly demonstrated deep hollow turning using an unknown but very hard species of wood, with some useful hints from Doug McDairmid. The bookend comp brought out a variety of designs from the beginners, but only

two entries from our experienced turners – come on guys.

In April, Charlie demonstrated a variety of techniques of inlaying. He also includes a demo of splitting two platters off a single blank – or was it a UFO.

In Show & Tell Viv showed his wooden football and a teddy money box. Graeme D showed a multitude of uses he has found for bits & pieces from discarded printers and VCR recorders. These included axles, wheels, bearings for steadies, rubber chocks for bowl jaws, small mandrils etc. Bob B demonstrated a circle cutter jig he has made for his bandsaw.

There was considerable comment on the 100mm opening spec for the hollow form comp. Trevor C took the beginners prize with a jacaranda turning. Tony C won the experienced division with a pink coloured jarrah piece. Members commented on the finish Tony used, which was a liquid polishing solution from Rustins followed by Shellowax. Mike P took 2nd place with his camphor laurel piece while Viv's entry featuring pyrography embellishment took third.

Andy Hill

Woodturning exhibition

An Association Woodturning Competition will be held at the Annual Woodshow 9th 10th & 11th September 2011

It will be an Open competition (Any shape, Any design)

There will be three classes Novice, Intermediate and Advanced.

Your class will be determined by your entry level at Week End Workshops

Each class will attract prizes of:

First Prize \$200.00

Second Prize \$100.00

Third Prize \$50.00

Entry Conditions:

1. Must be a Financial Member.

2. Only 1 entry per member.

3. Entry must not have been entered in a Association Competition. Items entered at Group competitions will be accepted.

4. Must have been turned in current year.

5. Vertical Items (Vases, Candlesticks, etc) should have a total height of no more than 350mm's

The height of Reading Lamps will be measured from the underside of the base to the top of the TURNED portion. The electrical fitting will not be included.

The shade should NOT be included with the entry piece.

Platters, Bowls etc should have a maximum diameter of 350mm's.

ITEMS OUTSIDE OF THE MAXIMUM SIZE WILL BE DISQUALIFIED.

6. The piece will be judged on: Design, Turning, Originality, Joints (if any) Degree of Difficulty, Finish And Selection of Timber

7. All items MUST have a minimum of 80% turned. 20% maybe embellished

JUDGING and ENTRY DETAILS

1. Competition Coordinator John Mason will appoint a panel of Judges known only to him

2. Judging will take place the morning of September 9th at the Woodshow and winning entries will be identified on completion of judging. Prizes and Certificates will be presented at the AGM

3. The Judges decision will be final and no discussion will be entered into.

4. Entries should be handed in to the Entry Receiving Officer Alan Roberts NO LATER than the August Week End Workshop, but maybe handed in earlier by arrangement.

LATE ENTRIES WILL NOT BE ACCEPTED.

5. Packaging should be clearly labeled with: NAME, MEMBERSHIP NUMBER, GROUP, SECTION ENTERED, TYPE OF WOOD and BRIEF DESCRIPTION of ENTRY (Vase, bowl, etc)

6. It is the responsibility of entrants or groups to hand in and pick up entries.

7. Entries will be available for pickup at the AGM

8. IT MAYBE EASIER FOR ALL CONCERNED IF GROUPS WERE TO COLLECT THEIR OWN MEMBERS ENTRIES AND SUBMIT AND PICKUP IN BULK AT A TIME ARRANGED WITH THE RECEIVING OFFICER.

While we have made every attempt to make the conditions as clear as possible, if a doubt exists please contact the President for clarification BEFORE starting your entry.

Regards

Sheila



sia

Abrasives

Your key to a perfect surface.

World leaders in the Manufacturer & Supplier of Quality Coated Abrasives, Non Wovens, Foam Products, Wheels, Rolls, Sheets, Discs & Belts. We also offer related products to a vast range of industries that include Workshop Safety Equipment, Air Tools & Power Tools.

33A Shields Crescent, Booragoon WA 6154

Phone: 08 9317-8628 Fax: 08 9317-8699

Email: saleswa@abrasiveproducts.com.au

Website: www.sia-abrasives.com

Trading Post

For Sale at a Bargain Opportunity

Tormek Supergrind 1200: includes TTS-100 [Turning Tool System], SVS- 50 [Multi Jig], WM-95 [Angle Master], ADV Stone Truing Tool, CD, Instruction Booklets, Canvas Cover \$350.00 or nearest offer. George woodwrite@inet.net.au 9751 4751.

For Sale

Sherwood 900 variable speed lathe swivel head with 4 P&N chisels (Roughing gouge Small Skew 2 Bowl Gouges)

\$300 Ring Bill on 95869602 situated in mandurah

Regards TOM

Woodlathe and accessories for sale

Jet JW1236 with 120 vicmark chuck

19 Chisels

1 pen mill dresser

1 Mandrill

1 Scheppach tiger 2000 wet stone grinder

\$850 Situated in mandurah

Ring Peter 95344271

Regards TOM

Lolly Bowl "Bowls for the Oldies" The Technical Desk

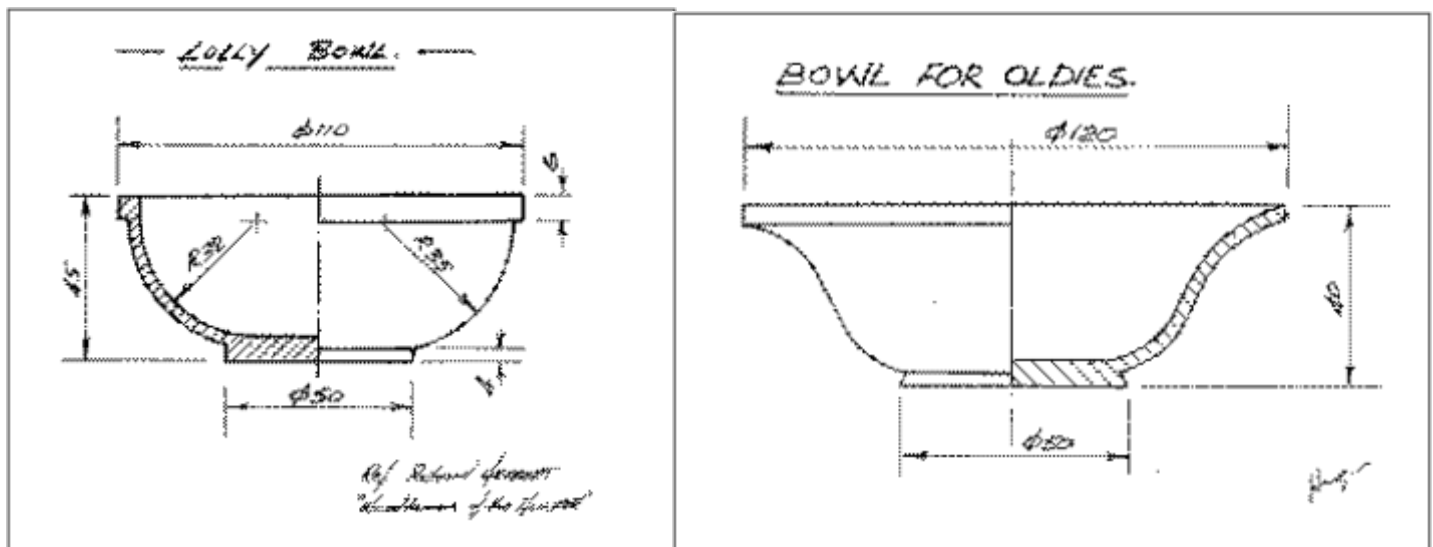
The Woodturners of the Hunter Co-op. each year turn out some two hundred bowls that are filled with sweets and distributed round Christmas to older people in Nursing Homes and the like round the Hunter region. Two years ago the Melville Group took up the idea, and in December last, some 90 odd bowls filled with sweets, donated by the local IGA store, were handed over to the local Silver Chain. The idea was so that on their visit just before Christmas they had a small gift to leave. On accepting the bowls, the person representing the Silver Chain, made the comment that the previous year, this was the only gift that a number of individuals had received.



Something to think about!

The Group had a couple of 'Hands On' days where bowls were mass produced and then members were asked to produce two or three themselves at home. Below two Design suggestions, the original from the Hunter Group and a further refinement of such.

The Melville Group is still involved with the toys at Christmas, this project is a little extra with a local perspective.



NEIL SCOBIE WORKSHOP

After the WA Woodshow where Neil is the guest artist he will be conducting a one day woodturning workshop at the Melville Recreation Centre.

When-----Tuesday 13 September 2011

Time-----8.30am-4.30pm

Cost-----\$25(includes light lunch, morning & afternoon tea or coffee.)

Tickets are available from Brian Fowlie.

(Numbers will be limited.)

Mandurah

Weekend Workshop

Saturday 28th May 2011

Masonic Hall

Furnisdale Rd Mandurah

Convenor	John Mason
MC	Barry Granger
Safety officer	Geoff Black
Competition Item	Platter with inlay
Alternative ...	Wood For Sale
Trade Supplier	Mayama Gems

8.00 am	Set up
8.55	Welcome and Announcements
9.00	Chris Smith, Goblet with Arrow.
10.00	Morning Tea (members, a plate please)
10.00	Voting Commences
10.30	Joe Hegney, Bowl turned, cut and re-assembled.
11.30	President's Forum
12.00	Lunch\$5.00
1.00	Neil Turner Turned Box
2.00	Don Clark, Split Turning.
2.00	Voting Closed
3.00	Afternoon Tea
3.30	Raffle Draw and Show and Tell with Frank Evans
4.15	Competition Results
4.30	Close, pack up.

Joondalup/Wanneroo

Weekend Workshop

SATURDAY 18TH June 2011

WANNEROO SENIOR HIGH SCHOOL
Cnr QUARKUM STREET AND PALTARA WAY

- 8.00AM SET UP
- 8.30AM REGISTRATION AND RAFFLE SALES
- 9.00AM WELCOME AND ANNOUNCEMENTS
- CHRIS SIOULAS.....Twisted turning
- 10.00AM MORNING TEA(members to bring a plate)
Competition voting begins.
- 10.30AM MICHAEL KIDD FROM SAFETYQUIP
- 1130 AM PRESIDENTS FORUM. SHOW AND TELL STARTS.
- 1200 LUNCH
- 1.00 PM CHRIS SIOULAS continues.
- 2.00 pm DOUG Mc DIARMID.....Skew chisel and some alternatives.
- 3.00 PM AFTERNOON TEA
- 3.30 PM SHOW AND TELL CONTINUES
COMPETITION RESULTS.
RAFFLE PRIZES.
- 4.00 PM CLOSE AND PACK UP(All hands please).

Calendar of Events

Weekend Workshops

February 19th, Gosnells Child's Chair.
March 12th, Manjimup, Book Ends
April 16th, Melville, Hollow Form Vase,
May 28th, Mandurah, Platter with Inlay.
June 18th, Joondalup/Wanneroo, Sugar Bowl and Spoon,
July No Workshop
August CoM, Single Tier Cake Stand
August Master class with Dean Malcolm
September 17th, Wandi (AGM) Inside-Out turned Christmas Decorations.
October 15th, Swan Natural Edged Bowl.
November 19th, Bunbury Any Item
December Best item turned in 2011
February 2012 Balance scales...

WAWA Shopping Centre Displays

May 30-June 4 Kardinya Shopping Centre
August 5-7 WA Craft *Quilt&Stitch Show
August 29-September 3 Phoenix Shopping Centre
September 9-11th WA Wood show
October 17-22 Southlands Boulevard Shopping and Entertainment Centre
October 31-November 5 Melville Plaza Shopping Centre
November 29-December 3 Midland Centrepoint Shopping Centre

Electronic Payment of Subs

Account Name; Woodturners of Western Australia

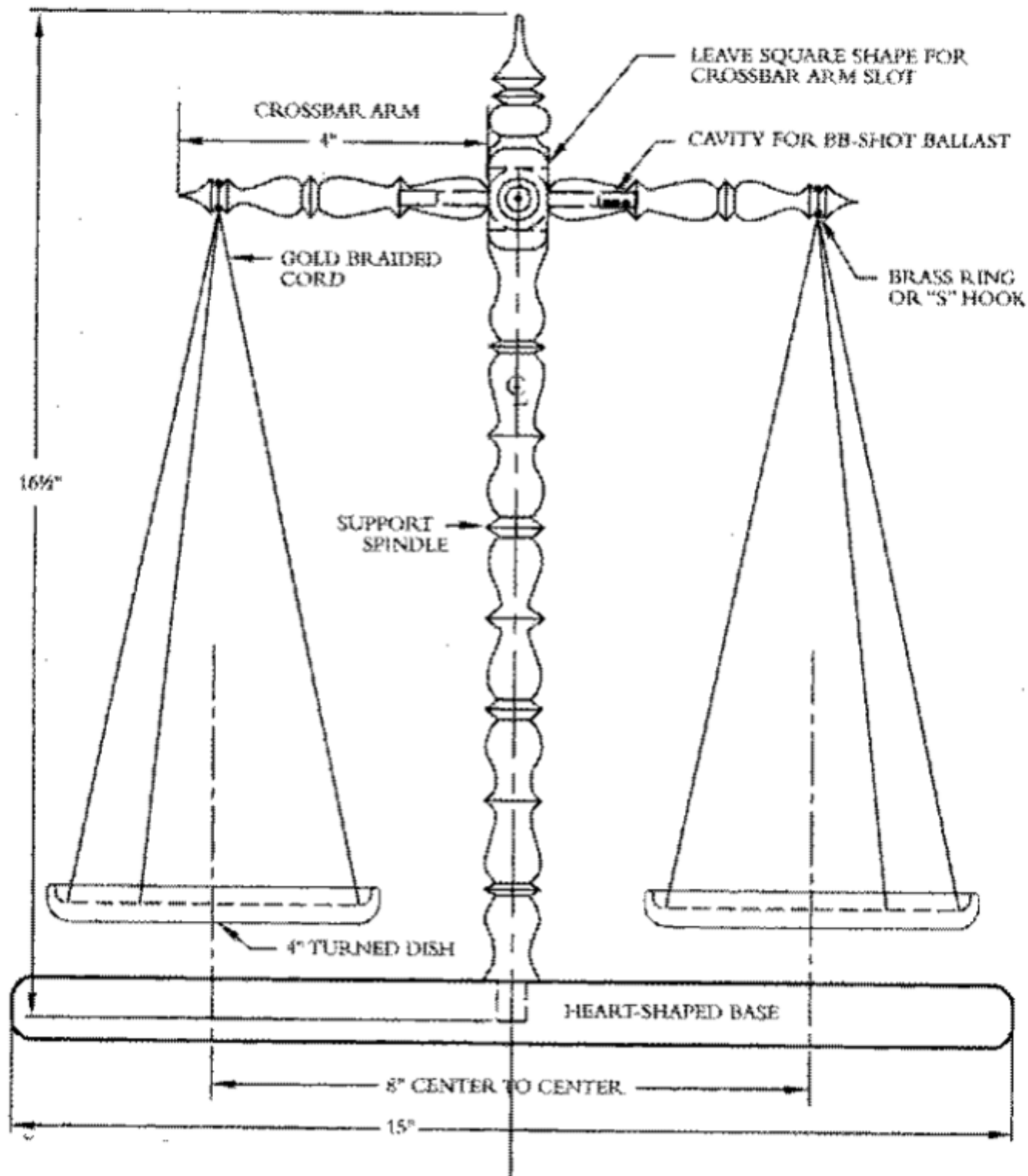
BSB Number; 306-035

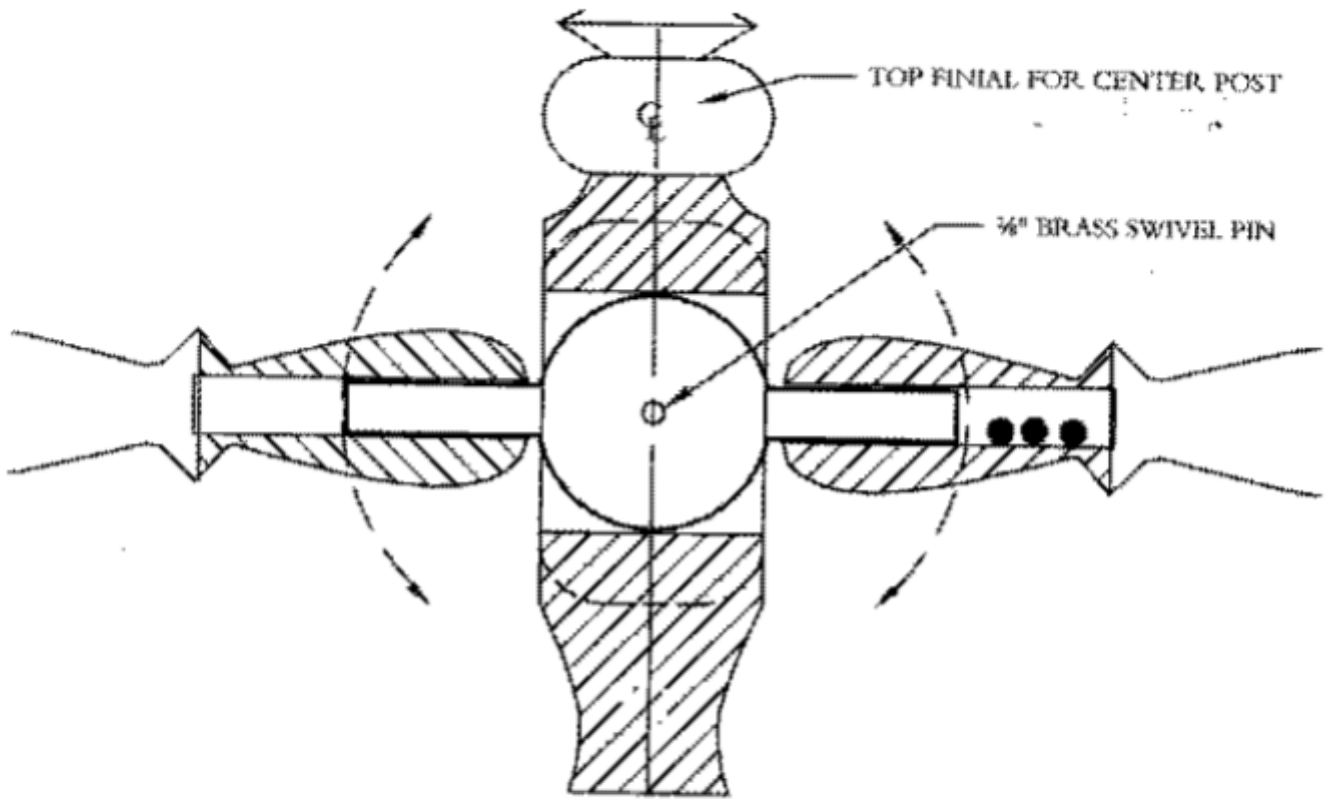
Account Number 419869-6

Please include Membership Number and Name, and group, and make sure you include the purpose of the payment;

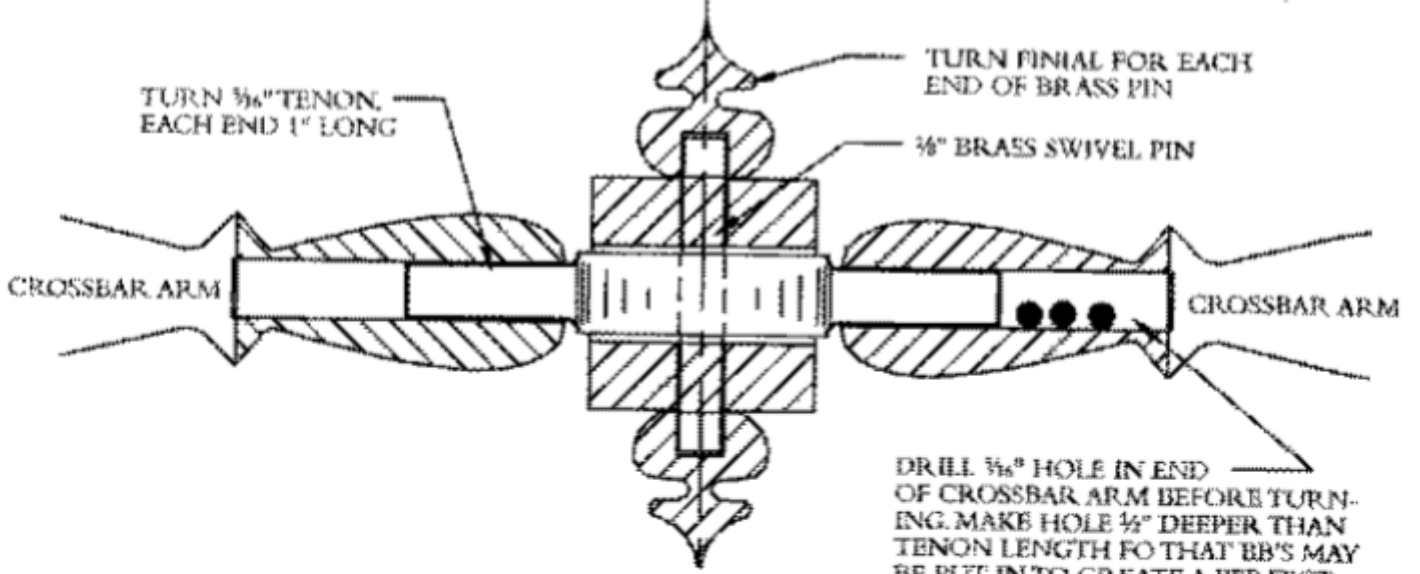
e.g N Moyes; Annual Subs; 138; Swan Group; Woodturners Association of Western Australia

The following people may be contacted regarding Shopping Centre Displays
Brian Fowlie.....9310 3161
Neil Piper.....9496 3722
Len Nicholls.....9339 6490
Elaine Boyd(rosters).....9592 2232





FRONT VIEW
SECTION OF CENTER POST AT CROSSBAR ARMS



TOP VIEW
SECTION THROUGH CROSSBAR-ARM PIVOT

