

The Woodturners Association of Western Australia (Inc).



Issue 149

August-September 2010

NEWSLETTER

August Wood Show And 25th Anniversary

Chris Smith has invited (through the COM) Robbie Graham to come over from New Zealand, to do a special demonstration at the August Wood Show. Robbie will also be conducting two Master Classes on the following Monday and Tuesday.

More information inside

Committee Names & Numbers	2	Joondalup/Wanneroo.....	18
Group Meeting Days & Times	2	Mandurah Memo.....	18
Committee News	3	Manjimup Matters.....	20
Presidential Pronouncements.....	3	Melville Mutterings.....	21
Declaration of Poll.....	3	Swan Snippets.....	21
Changes to Handbook.....	4	Toodyay Tattles.....	22
August Wood Show News.....	5	Technical Desk	
Editors Epistle.....	6	Grinding Wheel Safety.....	23
Web Master's Writings.....	7	Weekend Workshop Agendas	
Registrar's Ramblings.....	7	August Wood show.....	24
Library Report.....	7	Wandi Weekend Workshop.& AGM.....	25
Weekend Workshop Reporter	8	Stoppered Fl ask Diagram.....	26
Mandurah Weekend Workshop.....	8	What's Coming up Next.....	27
Joondalup/Wanneroo Week/Workshop....	9	Electronic Payment of Subs...27	
Competition News	13	Shopping Centre News.....	27
Competition Clarify.....	13		
Competition Items for 2010.....	13		
Competition Results.....	14/15		
News from the Groups	16		
Bunbury Bites.....	16		
Gosnells Gossip.....	17		

Closing Date for Edition 150 - Sunday 5th September 2010

WAWA Committee

President

Derek Martin 93549464

Vise President

Alan Roberts 9528 2520

Past President

Jim Stitfall 92773132

Secretary

Doris Martin 9354 9464

Unit 4/451 Riverton Dr East, Riverton
6148

Email: woodturnerswa@gmail.com

Treasurer

George Sharpe 9419 5922

54 Marri Park Dve, CASUARINA, WA, 6167

Email.. bandicoot4t@aapt.net.au

Committee Members

Derek Beer *Charlie Marsh*

Maurie Munro *Noel Moyes*

Kelvin Robinson *Chris Smith*

Ray York *Bill Younger*

Membership Registrar

Alan Roberts 9528 2520

157 Safety Bay Rd, Shoalwater W.A.
6169

Email: alba57@bigpond.com

Video Librarian

Elaine Boyd 9592 2232

Librarian

Myrtle Sharpe 9419-5922

Competition Coordinator

John Mason 9537-6626

Email: jasmon@westnet.com.au

Shopping Centre Display

Brian Fowlie 9310 3161

Neil Piper 9496 3722

Elaine Boyd (Rosters) 9592 2232

Web Page & Magazine Editor

Noel Moyes 9295 2281

..... *Mobile: 0402 149 755*

..... *Email: noel.moyes@bigpond.com*

25 Bentley Street, Stoneville W.A. 6081

Weekend Workshops

Jim Stitfall 9277 3132

Charlie Marsh 9399 4476

AVON VALLEY

Wool Pavilion Showground Toodyay

7:30pm 4th Mon 9:00am 2nd & 4th Sun

Max Heath 9574 2069

BUNBURY

Cathedral Grammar School, Gelorup

7:00pm 1st & 3rd Wednesdays

Kevin Bell 0408358352

BUSSELTON

Agricultural WA Building cnr Queen St & Marine Tce,
B/ton

7:00pm 2nd & 4th Wed, 10:00am - 4:00pm Sats

Tom Mazey 9754 1818

COLLIE

Clubrooms -cnr Witnoom & Steere Wed 9:30am - 3:30pm

Month Meeting on the Last Sunday

Ken Hands 9734 3299

GOSNELLS

Amaroo Village, Hamilton crt, Gosnells

8:30am - 12:30pm Wed, 6:30pm - 9:30pm Thurs

John Gardiner 94554206

JOONDALUP/WANNEROO

Room 5 Heathridge Leisure Centre, Sail Tce Heathridge

2nd & Last Monday at 7:00pm

Charlie Totten 9349 2028

MANDURAH

Baden Powell Hall, Cnr. Elizabeth & Anstruther Streets

Thursdays: 6:00pm - 9:00pm

woodturnersmandurah@gmail.com

Frank Evans 9534 2914

MANJIMUP

The Shed, Timber Park.

Wed. & Thurs. 10.00 - 2.00 & Sunday 11.00 - 3.00

Graham Quaife 9771 8001

MELVILLE

Melville Rec Centre, Cnr Stock Rd & Canning Hwy

9:00am Wednesday (excluding School Holidays)

Bernie Dixon 93375413

MUNDARING

Old Parkerville Primary School, Dura & Riley Rds,

Parkerville Wednesdays 2.00 - 4.00pm

Brian Adams 9295 4486

SWAN

Gumnuts Family Centre, Mudalla Way. Koongamia

2nd Tues, 7:00pm 1st, 3rd & 4th Tues 1:30pm

Joe Clark 92953159

WANDI

Wandi Community Hall, DeHaer Rd, Wandi

7:00pm 1st & 3rd Thursdays

8:00am - 12:00pm Wednesday (Hands On)

12:00pm - 4:00pm Wednesday (Ladies Group)

Jack Pallas 9419 2560

Presidential Prououncement

I need to prepare this piece before I go to see my sister in Melbourne and then on to Cairns to visit my daughter and family, otherwise I will have the editor on my back!

The Joondalup/Wanneroo meeting was well attended and the new venue a vast improvement on what they had. Their new premises has resulted in an increasing membership which was good to hear.

A number of members failed to receive the last issue of the newsletter, this wasn't the Editor's fault, the content was with the printer a day after the closing date for this edition. The problem as I write still needs to be addressed, as to what went wrong. The Editor is well aware of your concerns.

By the time you receive this newsletter the Annual Meeting will soon be upon us. I am not sure how many nominations the Returning Officer has received. I just remind you that persons elected to office are not there to represent their Group; they have to be impartial and focus on the Association and what is best for all members. I am pleased to say this has been very much the case in the last few years that I have been associated with the Committee of Management.

I continue to hear, and have heard it ever since I joined, (and that was some time ago); the ongoing fear that any equipment or money in Group accounts will be taken (for whatever reason) by W.A.W.A. i.e. The Committee of Management. It is true that any equipment purchased is the property of W.A.W.A. this is because we are an incorporated body, but while a Group is active that equipment and money is theirs to use. Obviously equipment purchased for them from W.A.W.A. general funds and given to them for use, cannot be sold without the permission of the Committee of Management. It is only in the event of a Group closing that the clause regarding all equipment belonging to W.A.W.A. comes into being. A Group cannot close, sell all its assets, and distribute the proceeds to its members.

I hope this brief explanation will help clarify that clause in the constitution. As no Groups are in this situation, in fact most are growing, I see no reason for concern.

Derek Martin

Committee of Management

Declaration of Poll

Following the close of Nominations at 5 PM on Wednesday 30 June 2010, I have finalised the procedure for the Election of Office Bearers for 2010 - 2011 and attach the Declaration of The Poll

ELECTION OF OFFICE BEARERS 2010-2011

DECLARATION OF POLL

In accordance with the Constitution of the Association I hereby declare that the following persons will hold office as the Committee of Management for 2010-2011.

PRESIDENT: Alan Roberts – elected unopposed for a one-year term, however, he is eligible for re-election at the 2011 Annual General Meeting.

COMMITTEE OF MANAGEMENT:

As more than five Nominations were received, I conducted a ballot to determine the length of the Term of Office of all Nominees and as a result...

The following to hold office until the 2011 Annual General Meeting:

Chris Smith

And the following to hold office until the 2012 Annual General Meeting:

John Gardiner

Peter Povey

George Sharpe

Greg Williams

Ray York

CONTINUING MEMBERS

Each of the following continues to hold office until the 2011 Annual General Meeting:

Derek Beer

C H Marsh

Noel Moyes

Bill Younger

IMMEDIATE PAST PRESIDENT:

Derek Martin - remains Immediate Past President until the expiration of Alan Roberts's term of office.

Clause 11 [1] [a] of the Constitution of the Association provides that the Committee of Management shall consist of the President, Immediate Past President, Vice President, Secretary, Treasurer, and not less than 5 nor more than 8 other persons, therefore, at the close of Nominations a sufficient compliment has been elected.

The positions of Vice-President, Secretary and Treasurer will be determined at the first meeting of the Committee of Management held after the 2011 Annual General Meeting.

GEORGE HERRING Returning Officer

1 July 2010

7 Heppingstone Road, Busselton WA 6280

Email: chuditch@iinet.net.au

Changes to Handbook

Notice is hereby given of changes to the Woodturners Association of WA Handbook Membership

Reference page2 of 3 New and Annual Subscriptions

Subscriptions and nomination fees shall be set at the Annual General Meeting each year. Fees are due at the Annual General Meeting and must be paid by 31st October, after which a late fee to be set by the Management Committee will be levied. If fees remain unpaid by 31st December defaulting members names will be removed from the register.

Notice of intention

Annual General Meeting

Notice is hereby given that the A.G.M. of the Association will be held on 18 September 2010 at 9.00am at the Wandi Community Hall, De Haer Rd. Wandi. Business will be to receive the Office Bearers reports and other matters, of which notice is hereby given.

1. To raise the annual subscription to \$50.00

2. A motion from the Swan Group as printed.

Capital Expenditure for Groups (See Handbook held by Group)

1. Under the third paragraph

As a guide, items for consideration will be restricted to those closely related to woodturning and include":-

Amendment proposed is to add

"6. Items of audio-visual equipment essential to the demonstrations of woodturning and related topics, run on a regular basis, by the Groups."

2. Under the first paragraph

After the words "before the end of July"

Amendment proposed is to add

"but under special circumstances as explained by the applicant Group the WAWA Committee of Management will consider additional applications on their merits after July"

As the magazine is received by all members it is deemed to be the official notice of the above.

Members attending the AGM will be asked to approve this proposal by vote.

August Wood Show

PERTH WOOD SHOW DEMONSTRATOR

As some of you will know we have invited Robbie Graham, a well respected New Zealand turner, over to Perth to demonstrate at the Perth Wood Show which coincides with our 25th Anniversary. August is looking to be a good month for WAWA as Robbie has also been asked to do 2 Master Classes on the following Monday and Tuesday. These classes will take the shape of an artistic piece for which Robbie is well known. There will be 8 turners per day and the cost will be \$100.00 per day including lunch. Interested turners will need their own tools and wood - this will be discussed in more detail with the turners involved nearer the time. If you are interested please contact Chris Smith on 9490 1409 or email Chris at chrisali@people.net.au

<http://www.wildwoodgallery.co.nz/woodturning.htm>

PERTH WOOD SHOW DISPLAY

To all Groups;

CARROLLS WOODCRAFT SUPPLIES

Your one stop shop for your Woodturning, Woodcarving, Pyrography, Scrollsawing and general woodworking needs. Craft Supplies, Machinery & Handtools.

Phone, Fax, Email & Web mail order specialists.



WWW.CWS.AU.COM

66 Murradoc Road, Drysdale Victoria 3222

Phone: 03 5251 3874

Fax: 03 5251 3864

Email: carrolls@pipeline.com.au

Please ensure that all your Group is informed:-

25th. Anniversary Display at the Wood Show, Claremont Showgrounds, 6 - 8 August 2010.

Each Group is asked to supply 5 - 6 of the groups best and varied items. These must be of a high standard and are to be delivered to Gosnells Group, Amaroo Village, Hamilton Court, Gosnells on any Wednesday morning between 8.30 and 12.30 before 21st. July 2010.

For further information contact Derek Beer on 9394 0565 or delmarbee@bigpond.com

Thanks for your co-operation.

Doris.

Editor's Epistle

WOODTURNCHATWA

There is a new concept available to all members that will enable you to communicate with other members very quickly on any woodturning aspect.

We have about 16 members and we need more for it to be effective.

It is free and it is easy. See John Mason for details

. <http://au.groups.yahoo.com/group/woodturnchatwa/>

I am still having trouble fitting all of the club news into the newsletter. Please make sure your comments are on time, and as brief as possible. This months newsletter is way oversize, and I almost had to add pages (and consequently cost) to the edition. The web email newsletter can contain more, because I am not constrained to a set size.

To Receive your Magazine via Email please send an email to me with your Name, Membership Number and the email address to which it should be forwarded.

Noel Moyes Editor

CARBA-TEC®

TOOLS FOR WOOD

151 Balcatta Road, Balcatta WA. Phone (08) 9345 4522. Fax (08) 9240 1014
Visit us online: www.carbatecwa.com.au

Web Master Writings

Project Drawings

I am still hoping to receive some more project drawings for the web page. If you have any that I can publish for the benefit of others please send them along

Web version of Newsletter

I also intend to publish a more comprehensive edition of the newsletter on our web site, which will enable the inclusion of more photographs and related information, that can't be included in the printed version. If you have any newsworthy photos, or interesting articles about your club that can be published on the web, please send them to me

Noel Moyes, Web Page Editor

Registrar's Ramblings

New Members

We would like to welcome to the Association the following new members:

Frank Ralph 2448 Mundaring Group
Levi Pollard 2449 Manjimup Group
Cheryl Klein 2450 Bunbury Group
Anne McGee 2451 Manjimup Group
Renco Heymans 2452 Swan Group
Barrie Knop 2453 Gosnells Group
Kevin Cheetham 2454 Gosnells Group
John Little 2455 Melville Group

Alan Roberts WAWA Membership Registrar

Library Report

George and Myrtle Sharpe are standing down as librarians at the AGM. This leaves us desperately needing someone to take over the management of the library. Without a librarian we have no library. If you have enjoyed this facility in the past, please consider donating your time to helping run this valuable resource

Our Sincere thanks to George and myrtle for managing the library for us.

Weekend Workshops

Observations by Peter Pickering

MANDURAH WEEKEND WORKSHOP

SATURDAY 22 MAY 2010

What could be easier going from Perth to Mandurah on the Freeway then Forrest Highway, turn right into Pinjarra Road and you are almost there. Despite a fair amount of rain the Mandurah Group hosted a successful Workshop. Inside the Freemasons Hall members could only be impressed by the large display of raffle prizes and a table full of high quality turnings for Show and Tell. Before the workshop commenced the competition tables were displaying a very impressive range of Decorated Wall Plaques, no doubt Nick Agar had inspired the creative talents within WAWA members.

Barry Grainger carried out the dual roles of Convenor and MC explaining that Frank Evans was in hospital and unable to attend. Barry gave a short explanation of his involvement in wood turning and his adventures with Jack Pallas, this provided the opening to introduce Jack Pallas who would demonstrate his special way of turning bangles and serviette rings. Jack explained that his aim was to make the bangle and serviette ring from one piece of wood using compression chucking rather than expansion which has a greater risk of breaking delicate bangles. At this stage he passed around many examples of his work. He explained several methods of holding the blanks which included modifying a Jacobs chuck with nuts welded to a shaft and a rod passed through the headstock, with a threaded bolt in the Jacobs chuck.

Jack then showed a coloured bangle made from MDF and then demonstrated the making of a bangle, he used a wood square mounted on a bolt with shaped spacers to enable the gouge to make the finer cuts. Jack shaped and finished one side then reversed the block to shape and finish the other. After coating with lacquer and polishing with Tripoli he then parted of the bangle. To finish the inside Jack removed the jaws from a chuck and replaced them with wood round jaws held on by a bolt he then finished one side and after reversing and finishing the other the bangle was complete, the wood from the inside of the bangle would be used for a serviette made in a similar manner to the bangle.

Jack's demonstration provided members with a different idea to make bangles and serviette rings.

After morning tea it was Chris Smith's turn to demonstrate texturing and colouring bowls, platters and hollow forms. Using an ogee shaped bowl in the chuck he removed the rim decoration back to bare wood. Chris then cut a trench with two beads in the rim and wire brushed the surface. He dabbed on different coloured paint taking care to keep clear of the beads, and then cut in a pattern with the mini carver (the rougher the better). After burning the pattern he sprayed with water and brushed with a scrubbing brush. Chris then applied more paint and dried it with a hand dryer. He then mixed liming wax with pigment paste and applied by hand using a glove. Chris explained he was aiming for an old look finish like a bronze stature. After using a paper towel to wipe of the excess he cleaned up with a gouge and finished the bottom.

For the second part Chris mounted a partly finished hollow form with black stain on the lathe, and using a mouth powered diffuser he applied colour the piece. After drying he sanded down selected areas and blew on more paint. The brushing on more paint and blowing on others Chris built up his desired result. He then wiped on liming wax and polished the piece. Chris recommended starting with dark colours and working towards lighter.

For his third example Chris used a texturing tool to cut a spiral pattern, then blew on colour, and after wiping dry applied liming wax then wiped of the excess and applied finish as preferred.

Chris demonstrates colouring with great enthusiasm and I am sure this will inspire others to give this method of enhancing woodturning a try.

Derek Martin conducted President's Forum including a reminder for Christmas toys and announcing that Manjimup celebrated their tenth anniversary and invited Chris Smith to demonstrate. Jim Stitfall gave an update on the preparation for the Woodshow.

After lunch the monster raffle was drawn with a large number of prizes for some lucky people.

Bill Blanken was next to demonstrate inlays with epoxy resins. Bill explained that he was from New Zealand and used a variety of New Zealand materials for his work which included silver fern, paua shells and sea shells. He passed around many examples of his work which included wine bottle stoppers, platters and bowls; he also passed around dried silver fern and shells. Bill told of the various types of epoxy resin and how to calculate the amount needed. He then showed how to pre seal the rim of the bowl and position the material to be inlayed, he then poured the resin on the rim enclosing the particles, flame was used to remove any bubbles trapped in the resin. Bill then mounted the bowl on the lathe to tidy up the rim and sand down the inlay using up to 12,000 grit paper to achieve the desired result. The resulting work was then passed around. Bill distributed an extract from the South Auckland newsletter that Noel will reproduce on our website.

Afternoon tea was followed by Show and Tell with Jim Stitfall commenting that the work was of such high quality and quantity that if he could take it all to the woodshow his job was done.

John Mason was well pleased with the competition entries commenting that Nick Agar's visit had provided inspiration to our members which was reflected in the creative ability displayed in their work.

The day finished early but with bad weather threatening it provided the opportunity to return home before it arrived. A good variety of skilled demonstrators providing inspiring ways of enhancing our work and suggesting different methods of doing the job, combined with a big raffle, a great Show and Tell plus an excellent display of competition items made it a great day out.

Peter Pickering - Roving Reporter

Weekend Workshops

Observations by Peter Pickering

JOONDALUP/ WANNEROO

WEEKEND WORKSHOP

19 JUNE 2010

Held at the Heathridge Leisure Centre the home of the Joondalup /Wanneroo Group all WAWA members were impressed by the large amount of space in the main hall, even allowing the WAWA trailers to be parked inside. The downside was the amount of sporting activities on that morning making parking difficult. The upside was the football providing entertainment during lunch break.

Master of Ceremonies Tony Collins welcomed us to the workshop and described the facilities and order of presentation, he apologised for the absence of the tool sharpening demonstration explaining that it was a last minute cancellation.



First on was Viv Paust with My Tools My Way. Viv explained that he had watched a lot of demonstrators and over the years had adapted his techniques to follow the best of the best. He had made most of his tools using ideas from what he had seen and adapting them to suit his style and job requirements. According to Viv the all important factor in turning is grain direction and he proved his point with a hatchet and a small branch. He used a shallow roughing gouge to demo slicing cuts and giving tips on roughing down to best prepare the wood for the desired task. Viv then used a skew chisel to slice some shavings showing that they should be thicker in the centre than the ends. He then gave tips on sharpening the skew. We were then

treated to a poem he had written (is there no end to this man's talents). Taking up the skew again Viv cut convex and concave curves, planing, V cutting then some beads, all this with a tool most of us do not use.

Viv explained that he grinds his spindle gouges freehand and passed around a wooden model of what he considers to be the ideal grind with swept back sides; he then showed its uses. Viv then introduced the ReVIVER a round steel spindle type gouge with interchangeable tips which he used to demo hollowing end grain followed by hollowing cross grain with a conventional bowl gouge.

Morning tea break allowed us to digest this information together with a great spread of food.

Viv then returned to give a summary of what he had covered then showed three types of parting tools he had made then went back to hollowing cross grain with a bowl gouge, a roughing gouge, a spindle gouge and the reviver. To prove a point that you don't need an edge on a scraper Viv used a piece of broken glass as a scraper, don't do this at home unless you call the ambulance first.

Viv said that he learnt a lot from others, well we sure learnt a lot from Viv.

Andy McFadyen was next with a laminated segmented bowl in bricklayers' pattern; he showed a vase shaped bowl that looked like it had been made from miniature bricks. Andy explained that planning is essential and that the wood must be square, flat and with parallel edges. After determining the size of the bowl Andy showed us how to calculate the number and size of each segment. The saw is the next component in the task, the blade must be sharp and cut at exactly 90degrees, he used an inclinometer to check the angle. Andy showed the jig he had made to maintain the angle and to cut accurate lengths. All segments are sanded and glued with a laminate in the joints and the rings are gradually built up, the surfaces are trued up on a lathe. The rings are glued together with a laminate in between to form the brickwork pattern, the work is then compressed in a special press Andy has made and dried, and a base is made to fit a chuck. After drying the assembly is turned, inside first then the outer, the base is made in accordance with the size of the vessel. Andy stated that at first it may appear complicated but by working accurately and methodically a good result can be achieved.

After lunch Charlie Urwin from Fibreglass and Resin sales took the stage to talk about Glues and Resins. Charlie commenced his talk by stating that many of his customers are woodturners and

with the advent of colder weather he had many questions asked regarding its effect on adhesives.



During winter wood takes on moisture from about 5% in summer to about 20% in winter, the turner needs to maintain his lumber at a constant temperature and humidity by perhaps taking it into the house or storing in a cabinet with an incandescent globe.

Dampness in wood causes adhesives to take longer to cure (at least double the drying time) Charlie stressed that it is important to maintain the mix ratios in 2 part solutions altering proportions will not solve the cure time as the problem is temperature and moisture.

Charlie then gave several tips which included.

?

- * Freshly cut timber will always bond better.
- * Sanding will also help the bond.
- * Maintain the correct mix ratio.
- * Always mix a little more than you need. Don't throw away the excess use it to experiment and learn.
- * Always put adhesives on both sides.
- * Use meths or acetone to assist in bonding oily timbers.
- * The clearer the resin the less UV protection.

A lively question and answer session followed. Charlie delivered an interesting talk that held everyone's attention and certainly provided food for thought about the stuff that sticks.

Derek Martin conducted President's Forum reminding members of our commitment to the Woodshow and the Royal Show.



Charlie Broadbent was next with a demonstration of how to turn a leaf vase. He passed around three beautiful examples of his work stressing that they are fragile and to handle with care. Charlie explained that the selection of the wood is most important and that plain wood is ideal as you cut most of it away, to use highly figured wood is a waste.

Charlie mounted a piece of jacaranda for spindle turning and as he worked he explained his methodology and gave tips on how to work safely, rapidly and accurately. After roughly shaping the vase he cut a spigot and fitted it in a chuck and completes the outside shape of vase. Charlie then started work on the centre, using a spindle gouge to start the centre, and

then with a modified spade bit he drilled to the required depth. A Sorby hollowing tool was used to complete the hollowing procedure. At this stage you need to determine the shape of the leaf. Charlie went back to nature using a leaf from the garden which he used as a template to draw the shapes. A Dremel was then used to drill a series of holes along the leaf shape which he then cut with a rotary saw blade. Charlie used a burr tip for final shaping and completed the shape by filing and smoothing. Charlie created a work of art which will no doubt inspire many to imitate and combined with his detailed knowledge of the forest products stressed the importance of matching timber to the task.



Andy Hill was next with a new slant on laminating showing a laminated tray with an insert he demonstrated the way the curve change as the tray is viewed from different angles, this was passed around for inspection. To construct the laminate block Andy used strips of Norfolk Island Hibiscus combined with strips of Jarrah. These are passed through a thicknesser then sandpapered to give a gluing surface. Andy had designed and made a special jig which allowed him to glue up the pieces on an angle using 2 part epoxy and alternating the timbers, glad wrap is used to protect the jig with clamp on the end and top to hold the structure in place. Andy showed





a

WOODTURNING PROJECT PARTS

The B-Y in
project parts from
Box, Clock, Cutlery to
Spinning tops and Yoyo.

Telephone 9330 8383

**MAYAMA GEMS
2/49 McCOY ST
MYAREE 6154**

previously glued up piece with a bowl shaped marked and cut out on a bandsaw. The blank was mounted in a chuck and a bowl turned in the conventional manner. The result of Andy's work is striking and a totally different effect from the usual use of laminates.

That concluded the demonstrations, the raffle then followed with one person winning two prizes. John Mason pointed out that wrongly filled out forms can make a difference in a close competition. After Show and Tell the Workshop



concluded.

All I spoke to thoroughly enjoyed the day, being most impressed with the size of the venue and the quality of the demonstrators. At the beginning of the day Viv Paust said you see lots of demonstrations and you learn from them using their knowledge and skills to provide the base for your own techniques. What we seen and heard at the Joondalup/Wanneroo Workshop will sure provided plenty of inspiration and ideas for turners at all levels.

Competition Clarify

More Clarifications for the Competition

June " Item featuring Inside Out Turning. 60% of the item to feature inside-out turning and this must be a significant part of the item " This should perhaps read " at least 60% " as this is the feature the judges will be looking for. The other (up to) 40% can be made up of parts to complete the project, as in a candlestick for example.

July " Bowl with a Flat Rim. Rim only to be embellished (no carving) Max dia 320mm, max height 80mm." Embellishing can consist of many methods and although most people know the difference between embellishing and carving, it is still queried a lot. Carving is not accepted as the people who have the equipment and expertise have an advantage over those that don't. Also, we are woodturners, not carvers. Carving is when a design or part thereof is worked in the wood, giving the object relief and requiring its individual attention. Eg, one flower at a time. This is probably the best description I can give, perhaps others can improve on that.

September " Made to Measure Stoppered Flask as per diagram " This item has been featured in the newsletter but I have received some "comments" about the small number of measurements. This was done with the judging in mind as it takes time to assess all the flasks if they have 16 points as against 8. However, a revised copy will be in the next Newsletter with about 15 to 16 measurements. On the day, only 8 points will be measured and in the case of a tie, other measurements will be taken into consideration. Do not forget that the usual standards still apply in the quality of turning !!

October " Lidded Container with four (4) different timbers, max height 100mm "Not a lot to be added here, bowl and lid, there are two timbers. Inlay, segment, laminate etc etc. You can let your head go on this one !

November " Pair of Salt and Pepper Mills.... Matching in design " This is quite clear in that the two must match in design, not necessarily in timber ! There are some who make a pair in different timbers to identify the salt vs the pepper. So the size and design is unlimited..... have fun with this one. The mechanism can be the conventional style or the new Crushgrind

John Mason, Competition Co-ordinator

Competition items 2010

July . . Bowl with flat rim. Rim only to be embellished (no carving) max dia 320mm, max height 80mm

Aug . . No Competition

Sep . . Made to Measure Stoppered Flask (Diagram and Details supplied here)

Oct . . Lidded container with 4 different timbers. Max height 100mm.

Nov . . Pair of Salt and pepper mills- Matching in Design

Dec . . Best Item Turned in 2010 not previously judged at a WAWA workshop

February 2011....a **Child's Chair**. Chair to be between 400 and 450 high overall, incorporating 4 matching spindle turned legs, 3 matching spindle turned leg braces in "H" conformation, round turned seat, 5 vertical matching turned spindles to chair back, housed into seat and into turned 1/3 circle top rail.

John Mason, Competition Co-ordinator

Competition Results

Mandurah, May 10 Decorated Wall Plaque

It is so good to see the competitions being well supported this year, so far !

This workshop at Mandurah was no exception with a reasonable number of entries considering the comp item which may not have been everyone's 'cup of tea'. Congratulations to those who did enter as the quality and variety was truly excellent. 16 entries in all...2 in novice, 6 in intermediate and 8 in advanced. The judges, Norm Gratte, Barry Robins and Alan Roberts did an excellent job with such a variety of designs to contend with. Many thanks !

Novice:

- 1st . . Geoff Black
- 2nd . . Andy Hill

Intermediate:

- 1st . . John Gardiner
- 2nd . . Chris Gray
- 3rd . . Peter Povey
- 4th . . Rudi Goh

Advanced:

- 1st . . Chris Smith
- 2nd . . John Mason
- 3rd . . Maurie Munro
- 4th . . George Kieliger

Open:

- 1st . . Chris Smith
- 2nd . . John Gardiner
- 3rd . . John Mason
- 4th . . Chris Gray

Popular Vote:

- 1st . . John Mason
- 2nd . . Chris Gray
- 3rd . . Maurie Munro
- 4th . . Chris Smith

John Mason, Competition Co-ordinator

Competition Results

Wanneroo June 2010. Inside Out turned Item

Once again, a great variety of designs and features in the 16 entries at Wanneroo. Evenly balanced with 6 novice, 4 intermediate and 6 advanced.

One aspect that intrigues me is the number of members who enter an item in their own group's comp but nothing else for the rest of the year !! I have seen this over the past couple of years and I would ask these people to send their items to the comps with a fellow member if they cannot attend themselves.

We are missing out on some really excellent turnings.

Many thanks to the judges, Les Small, Milton Rundle and George Kieliger

Novice:

- 1st . . Geoff Quesnel
- 2nd . . Norm Byrne
- 3rd . . Bob Napthine
- 4th . . Harry Butler

Intermediate:

- 1st . . Gerry Quesnel
- 2nd . . Peter Povey
- 3rd . . Bruce Jackson
- 4th . . Bill Blanken

Advanced:

- 1st . . Chris Davies
- 2nd . . Joe Clark
- 3rd . . Jim Hill
- 4th . . Bill Wallbank

Open:

- 1st . . Chris Davies
- 2nd . . Norm Byrne
- 3rd . . Gerry Quesnel
- 4th . . Peter Povey

Popular Vote:

- 1st . . Peter Povey
- 2nd . . Chris Davies
- 3rd . . Jim Hill
- 4th . . Joe Clark

John Mason, Competition Co-ordinator

News from the Groups

Bunbury Bites

Edition 148

March 17th General club discussion on the merits of the group to have more internal comps, to get more members involved and maybe move on to WAWA competitions. Later Noel Ness gave a demo of his offset turning Jig. It works a treat. Noel is an industrial padder maker and it seems there is no problem Noel can't fix.

April 7th Show & tell- MC Stan (Biggles) Zieba

Ted Norrie- Bud vases turned on multiple centres, in Plum, Jam & Jarrah (sounds like morning tea)

John D Kemp- Hanging wall clock in Cape Lilac, from Collie weekend comp (Well Finished)

Tom Brixey- Camphor Bowl, from his stock of solid Camphor.

Kevin Bell -Marri Bowl, exceptional piece of wood well finished.

Kevin Hunt- Polished wood platter to run his spinning tops on.

Noel Ness- Smaller baby rattles.

Jim Cunniffe- Jig to hold his boxes for spiral turning.

Stan Zieba- Produced a large cardboard box and out of it produced a mini minor type truck. He then continued to produce trucks of increasing size, till he got to his ultimate truck Crusher. Kids must love Stan's increasingly fantastic creations.

Poalo & Phillis Smith- are entering show & tell on a regular basis (Good)

April 20th New members were given hands on tuition of spindle turning.

Tom Brixey- Demode various turning tools and showed his beautiful hooked inside turning tool made from a padlock. Also a range of Jarrah types were shown. When You can go from pink to dark brown & take in birdseye, quilted and curly, Jarrah is a spectacular Timber.

The group also attended the April Bunbury Agricultural Horse show for demonstrations and sales.

May 6th- Show & Tell -MC Jim Cunniffe.

Dave Roberts- His first offering this year, a beautiful pepper grinder in Jarrah. Hope he completes the pair.

Mick Johnson- A perfectly proportioned Jarrah pedestal as good as any you will see.

At the urging of our new convenor Kevin Bell, and Buster Bailey the group is now having a monthly comp. The results of the first one for a lidded box is;

1st- John D Kemp ,2nd Bob Sparrow, 3rd Buster bailey.

One month ago several members were given a 65mm X 300MM piece of Jarrah to make any thing they liked. The results were impressive. Buster Bailey made an exquisite long stemmed goblet. How can a bloke as big as Aaron Sandilands make things so delicate, must be the influence of "Sandi".

Jim Cunniffe- orb on a Chinese box (left field).

Tom Brixey- Leaning tower of Pizza. (didn't taste much good but it certainly leaned)

Lyn Poli- Pair of offset turned candle holders(Lyn should do more)

Kevin Bell - Gave a demo on the use of Shellawax friction polish, if you like a shiny finish on your work this product is well worth a try

Yours faithfully Gee Pee

Edition 149

May 19th- A hands on night with members doing all sorts of things. The results of the monthly comp of a dip platter was ; 1st John D Kemp, 2nd H Draheim, 3rd M Johnson

June 2nd- Show and Tell M.C. Kevin Hunt

Noel Ness- Veneer glue ups for nicky naks, and a selection of his father's antique tools.

Les Davies- The biggest spice wheel ever in beautiful sheoak. (I think I saw a small bottle of whisky in there as well)

Stan Zieba-Wine Stoppers. I don't know if this means Stan gets a lot of practise stopping half bottles of plonk.

Kevin Hunt- Dip Bowl. Going by the size of the bowls Kevin makes it might be a good idea to go there for a feed.

June 16- A general hands on night with new people given lots of turning tips. Results of monthly comp of salt and pepper shakers. 1st B Sparrow, 2nd Lyn Poli 3rd J Cunniffiee.

Stan Zieba gave a demo on making a fish scaler topped with bottle tops. What with whiting fillets up to \$40a kilo and Jewy @ \$70 a Kilo, it's time to get serious about fishing.

Yours, Gee Pee

Gosnell's Gossip

Gosnell's Group has adopted a more formal approach to our weekly turning sessions planning to do a new project every two weeks. The first being a hollow vase with a cut away lip, then a classic Roman/Greek shaped vessel hollowed through the neck.

On the 26th May John Gardener gave a demonstration of inside out turning with some assistance from Chris Sioulas who is in recovery mode from eye surgery. John explained that the secret of success with inside out turning is absolute accuracy and to work methodically including marking each piece for identification. First four perfectly square pieces of marked timber are fastened into a square and held together by paper joints or double sided tape or clamps, bolts or bands. Chris and John recommended exact fitting end caps which not only hold the wood firmly but allow the operator to rotate the work at will and repeat a step if required. John used the end cap method and after achieving the desired shape rotated the pieces 180 degrees to turn the outside. The end caps allowed John to repeat the first step until he reached a satisfactory result. The work is then glued together and a finish applied. John explained that at this stage the work can be converted into a candle holder or a vase etc. John completed the demonstration by stressing the need for accurate and methodical work.

The next group project was a hollow form heart shaped box. Which involved extensive undercutting of the rim, this project was followed by a platter with beads on both top and bottom. All projects to be made to exact size specifications.

On the 30th June Chris Smith gave a demonstration of a bowl with a flat embellished rim with the aim of revving up the group for the next competition. After mounting the blank Chris took the opportunity to give a short talk on the selection of wood which dictates the shape of the bowl, the edge can be natural edge, rolled edge or ogee with the basic shapes being S, 6 or 9. After cutting the bottom including a spigot he reversed the piece and mounted it into the chuck. Chris then marked out the rim edges and borders, pointing out that the trench should be curved or even undercut not flat. He then made beads on the edges of the trench and roughed the wood with a wire brush before painting the trench with black acrylic paint to form an undercoat. Chris then built up the colours dabbing the paint on with a sea sponge, darkest colours first. After drying he removed excess paint from the beads then using a dremel with a taper burr he configured the painted area with small figure 8s. At this stage you can rub colour paint into the

stippling plus dry brush gold paint onto the tips depending on how you see it. As Chris had as yet not hollowed the bowl area he took the opportunity to demo the Sorby texturing tool. Chris then completed the bowl. A lively question and answer session followed regarding colouring and finishes. Chris obviously thoroughly enjoys colouring and texturing and his enthusiasm is contagious to his audience.

Peter Pickering

Joondalup/Wanneroo Journal

May meeting: Over 20 attended including three visitors. The business side of the meeting focussed on preparation for the weekend workshop on 19 June; the first to be held in our new venue.

I demonstrated embellishment of a flat rimmed bowl (our June comp item) by spinning acrylic paint across the rim.

Our May comp was inside out turning. Mike Phillips won the beginners division with a well finished piece in Tasmanian oak. Geoff Quesnel took first place in the experienced division, from Graham Draper and Gerry Quesnel, with his exquisite table.

June meeting: After preparations for the June weekend workshop were finalised, Viv Paust demonstrated inlaying a piece of curly jarrah into the lid of a sheoak box in his usual entertaining manner.

The comp was a flat rimmed bowl with embellishment on the rim. Mike Phillips made a lovely bowl with decorative inclusions in epoxy as demonstrated by Bill Blanken at the Mandurah workshop. This took first place with Trevor Cockcroft second in the beginners. The experienced division was won by Kevin Bryant from Viv Paust and Tony Collins. Kevin's entry was an attractive jarrah bowl on which he partially sealed then ebonised the unsealed parts of the rim.

'Last Monday' meetings: Our meetings on the last Monday of each month are devoted to hands on and mentoring of newer turners. Sessions are co-ordinated by Tony Collins and Viv Paust. Recent evenings have been held on tool sharpening, finishing, aids and attachments and basic tool use. An evening on deep hollowing is planned. A table lamp project has also been proposed.

Art 'n' About: On 4 July we will be demonstrating at the Wanneroo Art 'n' About Market at the Wanneroo Cultural Centre, Dundobar Rd, Wanneroo. This is an opportunity to put our craft on show, attract new members and hopefully make a few sales.

Andy Hill

Mandurah Memo

MANDURAH WEEKEND WORKSHOP

SATURDAY 22 MAY 2010

A very successful May workshop the members really did a good job with the organization with special mention going to Jim Hill and Barry Granger. Although our convener was in hospital (weak excuse Frank) he was still giving everyone a hard time on the phone.

Again our fundraising for the club funds and new shed (don't mention the shed it's not finalized yet) was successful. The Bunnings sausage sizzle raised \$3000. A big thank you to Sam & Bruce Jackson who organized all of the sausages and buns and worked all day for 3 days, plus all the other members who gave a helping hand well done

We are still waiting for conformation for funding for a new shed. Royalties for Regions have OK'd \$8000 for equipment for the shed if we get the funding.

The club has started a segmented turning workshop to run over 2 evenings. The workshop shows members how to make a bowl and encourages them to complete the project. 12 members have signed up.

We now have a sponsor that will tag our electrical equipment when we do outside demos.

Tom

Manjimup Matters

The Manjimup group celebrated their 10th anniversary on the 12th May. We have come a long way in the 10 short years thanks to the hard work of the original members and those that followed. From once a three sided shed with a dirt floor littered with rusting farm implements to now what is a very well set up workshop.

The day commenced with a welcoming morning tea for invited guests which included the President of WAWA Derick Martin and Secretary Doris Martin. A group from Collie also attended along with past and present members of Manjimup. Approximately 55 people in all.

Chris Smith provided a wonderful display of turning over two sessions. The first being various decorative bowls using a combination of colours to highlight the shape and grain of the wood.

During our lunch break which of course was a BBQ and the compulsory raffle draw Derick presented a certificate of merit to Bert Angus. Bert was the original founding member of the Manjimup group and has been heavily involved with the group ever since, not only with the process of turning but with sponsorships and donations to the group in his role in the Manjimup community. Bert was quite overcome with the award and was almost rendered speechless.

Chris rounded off the afternoon session with a demonstration of the stingray. He gave the not quite finished project to Yvonne to finish. We are still waiting Yvonne.

The day came to a close at 3 pm with afternoon tea as some of our visitors had some distance to travel home. The day would not have been a success without the fantastic efforts of the ladies in our group who provided the refreshments throughout the day and kept the men out of the kitchen. No argument there.

We look forward to the next 10 years.

There has been a change to the dates of our weekend workshop (March 2011) We have had to make the changes due to a sporting event (the great bike ride) scheduled over the same weekend in March. This event taxes the accommodation and services in Manjimup and also impacts a few days either side as well. Our new date for the workshop is 12/13 March 2011.

Graeme

Melville Mutterings

12 May - Alan France demonstrated his method of making candleholder using a brass inverted cone insert with a hole in the bottom. A shallow cup allowed the cone to be secured by a screw but with the cone standing proud in the cup. A very attractive result.

19 May -Hands on day -Joe Hegney supervised a session on turning a gavel and base. The usual enthusiastic participation by all attending who voted it a great success.

26 May -An address by Marion Blackwell, wife of member John, on her area of expertise on trees & beauty of wood. Marion was friendly with our late member Gordon Wilkins & introduced him to many of the exotic species he turned. She also had a selection of Gordon's work. A very interesting session covering the structure of mans utilization of wood over the ages. Very well received address & our Convenor reports that a number of members are keen for a return visit.

2 June -George Walker demonstrated his methods of making kaleidoscopes from "Go to Whoa"

including the mechanism together with a brief history of its development over the ages.

9 June -Neil Piper gave a detailed presentation to his approach for making Ships Wheels to hold a barometer or clock in the centre.. He emphasized that accuracy in cuts of the timber segments is vital to achieve the required result.

16 June -Our monthly "Hands On" day with the item for the day a "Mushroom Toothpick Holder" -organised by Norm Gratte. The usual enthusiastic participation. This event is proving very popular & the selfless sharing of ideas/skills is beneficial to all members.

23 June Our monthly general business meeting day with the usual discussion. This was followed by a presentation by Bill Power on his working experiences/projects post school days. Very interesting and varied & spread over the 60's -mid 90's - an era involving extensive development projects covering the entire state.

Les Small

Swan Snippets

SWAN Woodturners hold four meetings each month, three on Tuesday afternoons generally attended by retirees and one on Tuesday evening, which draws a bigger group and includes the monthly competition. We are fortunate in having Barry Leivers' expertise to film the weekly demonstrations, available on discs for nominal fees.

May 11 stalwart Eric Walker stood in for Don Clarke, who was in the USA visiting relatives and, of course, looking at American woodturning. Eric demonstrated basic inside out turning, which could be utilised as a table lamp base or vase. There were only three competition entries, all in the open class, for a wall plaque with off-centre feature : These were: 1st Ian Moss, 2nd Bob Nicholls 3rd Bill Marshall.

May 18: Malcolm Munro demonstrated his preferred way of using tools and showed some interesting adaptations for off-centre turning. There was a great deal of interest in the American Woodturning magazine with artistic woodturnings giving much room for thought. These appeared to be impossible on a lathe but some of our braver members said they were going to tackle them.

May 25: Richard Barkman gave an interesting lecture on the vast variety of chucks – some purchased and others home-designed and manufactured for general turning and special one-off items. Members were surprised at the sheer variety.

June 1st: The group watched a Richard Raffan DVD, an oldy but a goody.

Tom Wainwright

Toodyay Tattles

Guday from the Tatler

Things at the pavilion in Toodyay have been going along nicely lately and we have picked up a couple of new members.

Our Sundays have been great with a good rollup and most of our lathes in operation and there being a few new members some of the older turners have been busy coaching the newer members in the art of turning

We have been busy with the club project as it is now in the construction stage and most of the turning has been done and now the fun part in putting it together is about to happen. We will have it on display before the show in one of the businesses in town and then raffle it at the show. This is our main fund raiser for the year.

As in a lot of organizations things ebb and flow and last year when we had our Woodturners


Assoc of WA weekend here in Toodyay we had difficulty in running the show and so we decided to have a break for a year or so, but now with the amount of new members we have, we, I am sure could have managed to conduct the weekend. I am sure we will be back into having this weekend back in Toodyay again soon.

We had planned another lunch at the Pavilion in August and had picked a day but now find this coincides with the Avon Descent so have changed this to our meeting day on the 4th Sunday in July and hope to have a demonstrator for that day.

Anyway that's about all from the Wool Pavilion and the Tatler

Max Heath The Tattler

The Technical Desk



Notes supplied by Ross Flint.

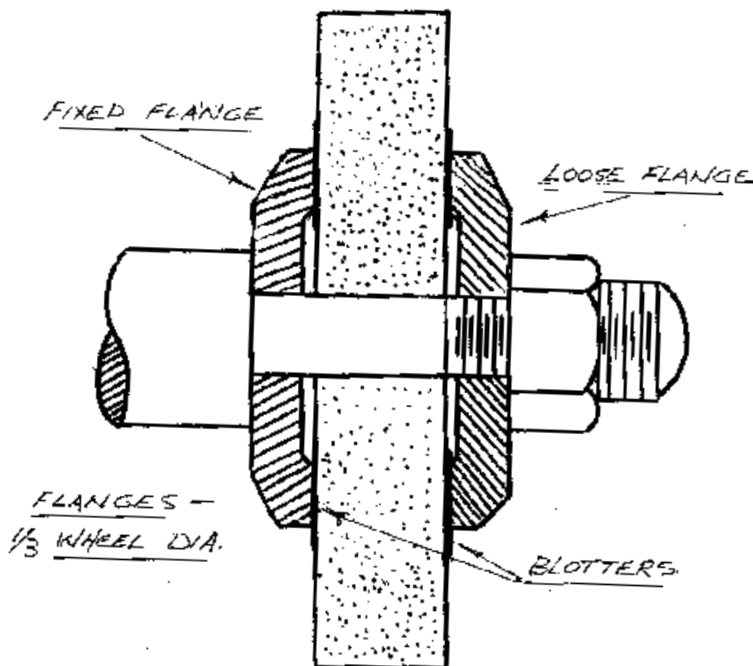
GRINDING WHEEL SAFETY

MOUNTING A WHEEL



MOUNTING ERRORS:

1. Uneven dia. or undersize flanges.
2. Use of washers instead of flanges.
3. Improper relief or clearance.
4. Excessive tightening causing flange spring.
5. Failure to clean dirt from mount and wheel.
6. Forcing wheel onto arbor when tight fit. – Be careful with metric conversion.
7. Failure to use blotters.



sia

Abrasives

Your key to a perfect surface.

World leaders in the Manufacturer & Supplier of Quality Coated Abrasives, Non Wovens, Foam Products, Wheels, Rolls, Sheets, Discs & Belts. We also offer related products to a vast range of industries that include Workshop Safety Equipment, Air Tools & Power Tools.

33A Shields Crescent, Booragoon WA 6154

Phone: 08 9317-8628 Fax: 08 9317-8699

Email: saleswa@abrasiveproducts.com.au

Website: www.sia-abrasives.com

August

No Weekend Workshop

Working with Wood Show

Artist in Residence

Chris Smith has invited (through the COM) Robbie Graham to come over from New Zealand, to do a special demonstration at the August Wood Show. Robbie will also be conducting two Master Classes on the following Monday and Tuesday.

More information inside

Exhibition at Showgrounds

Each Group is asked to supply 5 - 6 of the groups best and varied items. These must be of a high standard and are to be delivered to Gosnells Group, Amaroo Village, Hamilton Court, Gosnells on any Wednesday morning between 8.30 and 12.30 before 21st. July 2010.

For further information contact Derek Beer on 9394 0565 or delmarbee@bigpond.com
Thanks for your co-operation.

Wandi

Weekend Workshop and AGM

Saturday 18th September 2010

Wandi Community Centre
Dehaer Rd, Wandi

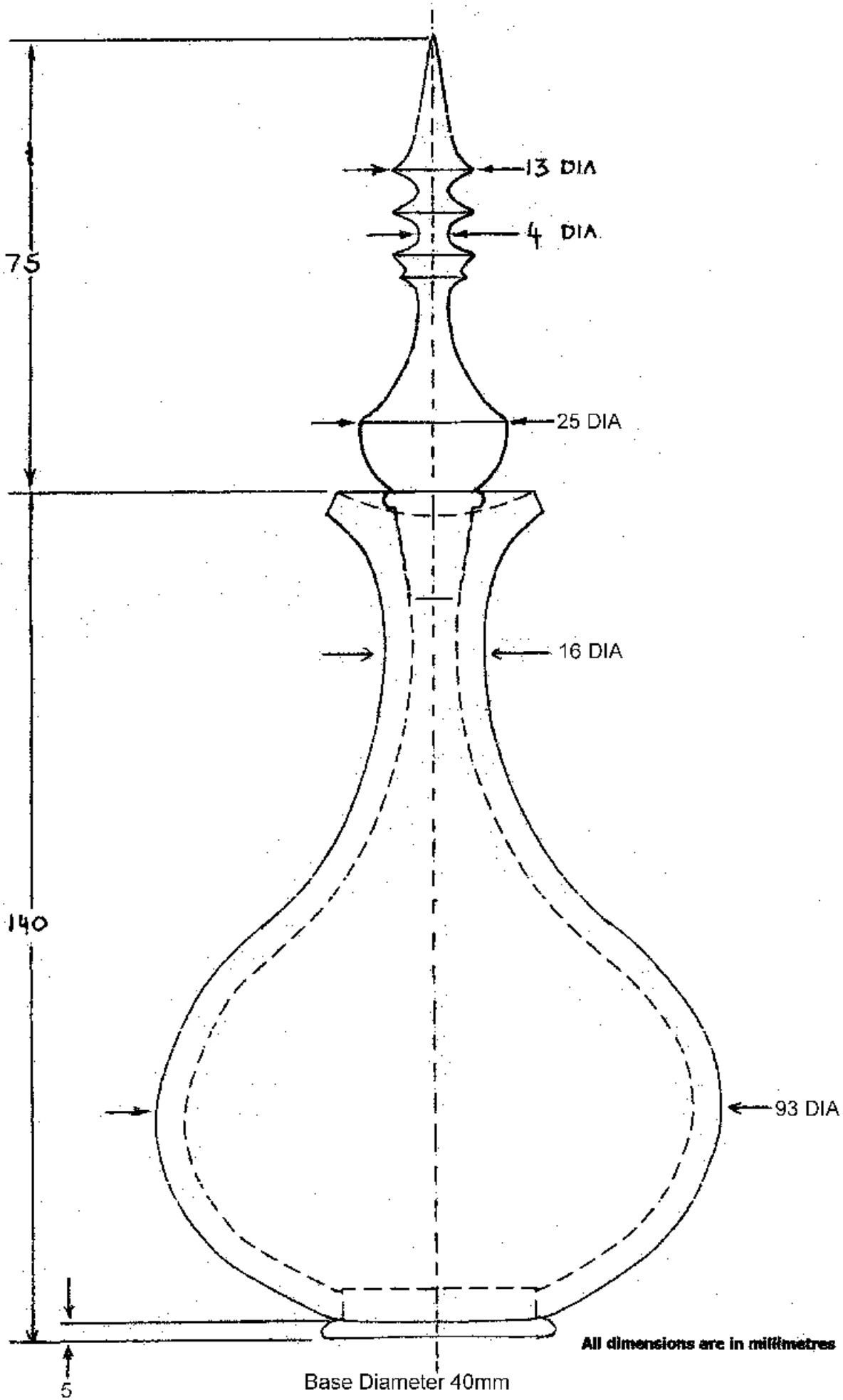
Members are advised that the AGM will start promptly at 9.10am

Convenor: Graeme Meadowcroft
Master of ceremonies: Rod Cocks
Safety Officer: Chris Grey
Host: Wandi Group

Competition Item Made to Measure Stoppered Flask

Saturday Programme

- 8.00 am Set up, all hands please for an early start
8.30 am-Registration and Fellowship
9.10 am- Welcome to Members and Honoured Guests
Followed by AGM and Presentations
10.00 am- Cutting of Cake, Presentation of Flowers to Partners
Brief talk on history of WAWA
10.30 am Morning Tea (Members bring a plate of goodies please)
Competition Voting Commences
11.00 am- Vaughn Richmond " Nice Bottoms" (practical)
12.00 pm- Lunch Home - Hamburger and Sausage Sizzle \$6.00 per serve
1.00pm- Vaughn Richmond " In the Beginning" A Slide Show, Power Point
Presentation of Wood and Woodturning
2.00pm- Vaughn Richmond "Turning the Inspiration" completing the piece
started in the morning
2.30 pm- Afternoon Tea
3.30 pm- continue "Turning the Inspiration"
4.00 pm- Presidents Forum
4.15 pm Show and Tell,
Competition Results
4.30 pm- Pack up Many Hands Make Light Work



Calendar of Events

Weekend Workshops

20th February... Gosnells
Natural Edged Bowl with a Lid.

20th March... Collie
Hanging Wall Clock

17th April... Melville
Item made from Banksia Nuts

22nd May... Mandurah
Decorated Wall Plaque

19th June... Joondalup/Wanneroo
Item featuring Inside-Out Turning.

17th July... Wandi
Bowl with Flat Rim

tba August... Working with Wood
Show

18th September... AGM at Wandi
Made to Measure Stoppered Flask

16th October... Swan
Lidded Container with 4 Different
Timbers

20th November... Busselton
Pair of Salt and Pepper Mills

11th December... TBA
Best Item Turned in 2010

Electronic Payment of Subs

Account Number 419869-6

Please include Membership Number and Name, and group, and make sure you include the purpose of the payment;

e.g N Moyes; Annual Subs; 138; Swan Group; Woodturners Association of Western Australia

WAWA Shopping Centre Displays

3May-8May2010----Kingsway City Shopping Centre

8Jun-12Jun2010----Kardinya Shopping Centre

30Jul-1Aug2010----Craft Show Claremont

6Aug-8Aug2010---- Wood Show Claremont

30Aug-4Sept2010----Phoenix Shopping Centre

21Sep-26 Sep 2010--Melville Plaza Shopping Centre

26 Oct-30 Oct 2010----Southlands Shopping Centre
Burrendah Boulevard, Willetton

29Nov-4Dec 2010----Centrepoint Midland

The following people may be contacted regarding Shopping Centre Displays:

Brian Fowlie 93103161
Les Small93646143
Neil Piper -9496-3722
Elaine Boyd -9592-2232 (Rosters)

Account Name; Woodturners of Western Australia

BSB Number; 306-035