


# The Woodturners Association of Western Australia (Inc.)



Issue 148  
June - July 2010

## NEWSLETTER

### *August Wood Show And 25th Anniversary*

Chris Smith has invited (through the COM) Robbie Graham to come over from New Zealand, to do a special demonstration at the August Wood Show. Robbie will also be conducting two Master Classes on the following Monday and Tuesday.

More information inside

#### Official Opening of Busseltons new centre

<a href="#">Committee Names &amp; Numbers</a>	<a href="#">2</a>	Royal Show Report.....	<a href="#">10</a>
<a href="#">Group Meeting Days &amp; Times</a>	<a href="#">2</a>	Swan Snippets.....	<a href="#">10</a>
<a href="#">Committee News</a>	<a href="#">3</a>	Toodyay Tattles.....	<a href="#">11</a>
Presidential Pronouncements.....	<a href="#">3</a>	Wanneroo/Joondalup Journal.....	<a href="#">11</a>
Editors Epistle.....	<a href="#">3</a>	<a href="#">Trading Post</a>	<a href="#">12</a>
Web Master's Writings.....	<a href="#">3</a>	Items Wanted & For Sale.....	<a href="#">12</a>
Registrar's Ramblings.....	<a href="#">3</a>	Shopping Centre News.....	<a href="#">12</a>
<a href="#">Weekend Workshop Reporter</a>	<a href="#">4</a>	<a href="#">Stop Fl ask Diag.....</a>	<a href="#">15</a>
Wandi Weekend Workshop.....	<a href="#">4</a>	<a href="#">Technical Desk</a>	
Avon Weekend W/kshop.....	<a href="#">5</a>	Laquering Prompt Sheet A. Hoskins.....	<a href="#">16</a>
<a href="#">Competition News</a>	<a href="#">5</a>	<a href="#">Weekend Workshop Agendas</a>	
Competition Items for 2009.....	<a href="#">5</a>	Bunbury Group Weekend Workshop.....	<a href="#">17</a>
Suggestions for Competition 2010.....	<a href="#">6</a>	Xmas Breakup News.....	<a href="#">18</a>
September Competition Results.....	<a href="#">6</a>	<a href="#">What's Coming up Next???</a>	<a href="#">19</a>
<a href="#">News from the Groups</a> .....	<a href="#">7</a>	<a href="#">Val e.....</a>	<a href="#">19</a>
Bunbury Bites.....	<a href="#">7</a>		
Collie Calling.....	<a href="#">7</a>		
Gosnells Gossip.....	<a href="#">8</a>		
Mandurah Memo.....	<a href="#">9</a>		
Manjimup Matters.....	<a href="#">9</a>		
Melville Mutterings.....	<a href="#">10</a>		

Closing Date for Edition 149 - Sunday 4th July 2010

# WAWA Committee

## President

*Derek Martin* ..... 93549464

## Vise President

*Alan Roberts* ..... 9528 2520

## Past President

*Jim Stitfall* ..... 92773132

## Secretary

*Doris Martin* ..... 9354 9464  
Unit 4/451 Riverton Dr East, Riverton  
6148

Email: ..... [woodturnerswa@gmail.com](mailto:woodturnerswa@gmail.com)

## Treasurer

*George Sharpe* ..... 9419 5922  
54 Marri Park Dve, CASUARINA, WA, 6167

Email.. [bandicoot4t@aapt.net.au](mailto:bandicoot4t@aapt.net.au)

## Committee Members

*Derek Beer* ..... *Charlie Marsh*

*Maurie Munro* ..... *Noel Moyes*

*Kelvin Robinson* ..... *Chris Smith*

*Ray York* ..... *Bill Younger*

## Membership Registrar

*Alan Roberts* ..... 9528 2520  
157 Safety Bay Rd, Shoalwater W.A.  
6169

Email: ..... [alba57@bigpond.com](mailto:alba57@bigpond.com)

## Video Librarian

*Elaine Boyd* ..... 9592 2232

## Librarian

*Myrtle Sharpe* ..... 9419-5922

## Competition Coordinator

*John Mason* ..... 9537-6626

Email: ..... [jasmon@westnet.com.au](mailto:jasmon@westnet.com.au)

## Shopping Centre Display

*Brian Fowlie* ..... 9310 3161

*Neil Piper* ..... 9496 3722

*Elaine Boyd (Rosters)* ..... 9592 2232

## WebPage & Magazine Editor

*Noel Moyes* ..... 9295 2281

..... *Mobile: 0402 149 755*

..... *Email: [noel.moyes@bigpond.com](mailto:noel.moyes@bigpond.com)*

25 Bentley Street, Stoneville W.A. 6081

## Weekend Workshops

*Jim Stitfall* ..... 9277 3132

*Charlie Marsh* ..... 9399 4476

# Group Meetings

## AVON VALLEY

Wool Pavilion Showground Toodyay  
7:30pm 4th Mon 9:00am 2nd & 4th Sun

*Max Heath* ..... 9574 2069

## BUNBURY

Cathedral Grammar School, Gelorup  
7:00pm 1st & 3rd Wednesdays

*Kevin Bell* ..... 0408358352

## BUSSELTON

Agricultural WA Building cnr Queen St & Marine Tce,  
B/ton

7:00pm 2nd & 4th Wed, 10:00am - 4:00pm Sats

*Tom Mazey* ..... 9754 1818

## COLLIE

Clubrooms -cnr Witnoom & Steere Wed 9:30am - 3:30pm  
Month Meeting on the Last Sunday

*Ken Hands* ..... 9734 3299

## GOSNELLS

Amaroo Village, Hamilton crt, Gosnells  
8:30am - 12:30pm Wed, 6:30pm - 9:30pm Thurs

*John Gardiner* ..... 94554206

## JOONDALUP/WANNEROO

Wanneroo H/S, Paltara Way, (Design & Tech Dept.)  
2nd Wednesday, 7:00pm

4th Wednesday, 1:30pm 6 Pebblewood Road Woodvale.

*Charlie Totten* ..... 9349 2028

## MANDURAH

Baden Powell Hall, Cnr. Elizabeth & Anstruther Streets  
Thursdays: 6:00pm - 9:00pm

*Frank Evans* ..... 9534 2914

## MANJIMUP

The Shed, Timber Park.

Wed. & Thurs. 10.00 - 2.00 & Sunday 11.00 - 3.00

*Graham Quaife* ..... 9771 8001

## MELVILLE

Melville Rec Centre, Cnr Stock Rd & Canning Hwy  
9:00am Wednesday (excluding School Holidays)

*Bernie Dixon* ..... 93375413

## MUNDARING

Old Parkerville Primary School, Dura & Riley Rds,  
Parkerville 7:00pm Friday

*Warwick Connor* ..... 9295 4038

## SWAN

Gumnuts Family Centre, Mudalla Way. Koongamia  
2nd Tues, 7:00pm 1st, 3rd & 4th Tues 1:30pm

*Joe Clark* ..... 92953159

## WANDI

Wandi Community Hall, DeHaer Rd, Wandi  
7:00pm 1st & 3rd Thursdays

8:00am - 12:00pm Wednesday (Hands On)

12:00pm - 4:00pm Wednesday (Ladies Group)

*Jack Pallas* ..... 9419 2560

# *Presidential Prououncement*

Just a few points to bring to your attention.

Annual Returns will be with your convenors shortly. An effort has been made to make sure the information required is relevant for insurance purposes. Obviously new convenors and secretaries will not be available until after your AGMs.

Wood Show; the services of Robbie Graham have been secured and he will be available for Master Classes on the Monday and Tuesday. More details are available elsewhere.

The WAWA AGM will be upon us before we know it, now is the time to consider whether you would like to serve on the Committee of Management; new blood is always welcome.

As it is WAWA's 25th Anniversary we will have some of the founder members present, there will be a birthday cake and Vaughn Richmond will be the guest turner.

The last weekend workshop was very good with some new faces as demonstrators, which is good to see. A disappointing aspect did arise however, a set of Dremel bits from Alan Williams stall has been miss placed. Should you know of it's whereabouts please let me know.

*Derek Martin*

## *Committee of Management*

### [ELECTION OF OFFICE BEARERS 2010 - 2011](#)

At the 2010 Annual General Meeting it will be necessary to elect a President and five members to serve on the Committee of Management.

The election of Office Bearers of the Association will be held at the Annual General Meeting of the Association to be held on Saturday 18 September 2010.

The term of Office of the following members will expire at the Annual General Meeting.

**PRESIDENT:** Derek Martin (is eligible for re-election for a further term of one year, making it a maximum term of two years)

**COMMITTEE MEMBERS:** Maurie Munro, Kelvin Robinson, George Sharpe, Chris Smith and Ray York retire through the effluxion of time at the 2010 Annual General Meeting. Each is eligible for re-election.

**CONTINUING COMMITTEE MEMBERS:** Derek Beer, C H Marsh, Noel Moyes, Alan Roberts and Bill Younger continue to hold office until the 2011 Annual General Meeting.

**IMMEDIATE PAST PRESIDENT:** Jim Stitfall remains Immediate Past President until the expiration of Derek Martin's term of office.

Note: Rule 11 of the Constitution provides that the Secretary need not be a member of the Association. Therefore Doris Martin is not subject to re-election.

#### OPENING OF NOMINATIONS

I hereby call nominations for the following vacancies:

**President:** For a one year term.

Committee Members: Five vacancies each for a two-year term.

A valid nomination form must be signed by a proposer and a seconder and include the consent of the member to serve if elected.

Please use the nomination form provided in this Newsletter and post or deliver to the Returning Officer no later than 5 PM on Wednesday 30 June 2010. Email nomination forms will be accepted provided that they are properly signed.

Immediately after the closing of nomination I will announce the results together with the procedure for conducting any ballot at the Annual General Meeting. This announcement will be published in the August/September issue of the Newsletter.

*GEORGE HERRING*

*Returning Officer*

Woodturners Association of Western Australia [Inc]

7 Heppingstone Road, Busselton WA 6280

Email: [chuditch@inet.net.au](mailto:chuditch@inet.net.au)

### [Changes to Handbook](#)

### [Notice is hereby given of changes to the Woodturners Association of WA Handbook Membership](#)

### [Reference page2 of 3 New and Annual Subscriptions](#)

Subscriptions and nomination fees shall be set at the Annual General Meeting each year. Fees are due at the Annual General Meeting and must be paid by 31st October, after which a late fee to be set by the Management Committee will be levied. If fees remain unpaid by 31st December defaulting members names will be removed from the register.

### [Notice of intention](#)

It is the intention of the Management Committee that the Annual Subscription Fee be raised to \$50.00 per annum as from the Annual General Meeting 2010.

Members attending the AGM will be asked to approve this proposal by vote.

# *August Wood Show*

### [PERTH WOOD SHOW DEMONSTRATOR](#)

As some of you will know we have invited Robbie Graham, a well respected New Zealand turner, over to Perth to demonstrate at the Perth Wood Show which coincides with our 25th Anniversary. August is looking to be a good month for WAWA as Robbie has also been asked to do 2 Master Classes on the following Monday and Tuesday. These classes will take the shape of an artistic piece for which Robbie is well known. There will be 8 turners per day and the cost will be \$100.00 per day including lunch. Interested turners will need their own tools and wood - this will be discussed in more detail with the

turners involved nearer the time. If you are interested please contact Chris Smith on 9490 1409 or email Chris at [chrisali@people.net.au](mailto:chrisali@people.net.au)

<http://www.wildwoodgallery.co.nz/woodturning.htm>

# Editor's Epistle

## WOODTURNCHATWA

There is a new concept available to all members that will enable you to communicate with other members very quickly on any woodturning aspect.

We have about 16 members and we need more for it to be effective.

It is free and it is easy. See John Mason for details

. <http://au.groups.yahoo.com/group/woodturnchatwa/>

Once again the publishing of the newsletter is held up because people insist on waiting till the death-nock to send in their articles. Just because we set a closing date, doesn't mean you have to wait till then to send in your article. Give me a break, and send it in early PLEASE. Compiling this newsletter takes a lot of time, and I cant be held up because people wish to take their time sending in stuff.

*To Receive your Magazine via Email please send an email to me with your Name, Membership Number and the email address to which it should be forwarded.*

*Noel Moyes* Editor

# Web Master Writings

## Project Drawings

I am still hoping to receive some more project drawings for the web page.

Since I started publishing the Swan group drawings on the internet, the only one I have received is Gordon Ward's Bathtub bowl instructions. If you have any, please consider sharing, and send them along to me.

## Web version of Newsletter

I also intend to publish a more comprehensive edition of the newsletter on our web site, which will enable the inclusion of more photographs and related information, that cant be included in the printed version. If you have any newsworthy photos, or interesting articles about your club that can be published on the web, please send them to me

*Noel Moyes*, Web Page Editor

# Registrar's Ramblings

New Members

Hi All

We would like to welcome to the Association the following new members:

Andrew McCann 2437 Avon Group

Mike Fowler 2438 Busselton Group

## WOODTURNING PROJECT PARTS

The B-Y in  
project parts from  
Box, Clock, Cutlery to  
Spinning tops and Yoyo.  
Telephone 9330 8383

**MAYAMA GEMS**  
**2/49 McCOY ST**  
**MYAREE 6154**

Les Mason 2439 Swan Group  
Colin Moth 2440 Gosnells Group  
Robin Teasdale 2441 Avon Group  
Peter Rogerson 2442 Mandurah Group  
Jeff Briggs 2443 Wandi Group  
Jim Thomson 2444 Wandi Group  
Mike Duggan 2445 Wandi Group  
Graham Nelson 2446 Wandi Group  
James Wakeham 2447 Wandi Group

*Alan Roberts WAWA Membership Registrar*

# W

## Weekend Workshops

### Observations by Peter Pickering Collie Group in March

The weather was pleasant for the Collie Workshop and a warm welcome was extended by Convenor Ken Hands with apologies for a blocked toilet and the size limitations of the hall. The popularity of the Workshop was evidenced by the large number of members that attended. Ken then handed over to Les Beauglehole the Master of Ceremonies for the day, Les explained the order of the day including the alternative toilet facilities, and introduced the first demonstrator which was Max Ruderford who would turn a bowl and lid to specifications required by Peter Briggs to cut male and female threads. They breed them tough on the Coalfields with Max just out of hospital and still on crutches recovering from hip surgery he turned the pieces to the required size.

Peter Briggs then took over and using his self made thread cutting machine he proceeded to cut the male and female threads on a round lidded box. After the first demo Peter then a larger box to show that size was no problem. Peter emphasized the importance of parallel accuracy and showed the alignment tool that he made to achieve squareness. Several examples of his work were passed round including one cut away to show the interior. The ingenuity, workmanship and accuracy of the machine impressed all the viewers.

After morning tea organized by the ever reliable Verna and her associates Rob Jones took centre stage to demonstrate a decorated edge bowl. Rob had prepared three bowls at different



**CARBA-TEC®**  
**TOOLS FOR WOOD**  
151 Balcatta Road, Balcatta WA. Phone (08) 9345 4522. Fax (08) 9240 1014  
Visit us online: [www.carbatecwa.com.au](http://www.carbatecwa.com.au)

production stages.

1. He rough turned a blank paying particular attention to the area that would be the rim. After mounting in a chuck he cleaned up the rim surface and formed beads on the outside and inside of the rim. Rob explained that the rim should slope slightly inwards, after hollowing out the centre Rob was ready for the next bowl.

2. Rob then changed to the second already sanded bowl and using three dome cutters ranging from 5mm to 10mm in a Dremel he cut inlays in the rim. Rob stated that you are free to use your own pattern, but he advised to use the larger bits on the outside and work inwards to the smaller sizes. After brushing our excess carbon Rob was ready for the third bowl.

3. This bowl had been sanded and was ready for the rim to be painted. Two coats of black paint were applied with a sponge and a contrasting colour used for the domes. Any excess paint was removed from the centre and the beads and Rob was ready to finish the bottom. After removing the bowl from the chuck and reversing it Rob used a pad on the headstock holding the bowl with the tailstock he completed the bowl.

Rob's demonstration was both entertaining and informative; while he worked Rob continually provided many tips and hints on how to work better, safer and quicker.

The dome cutters are available from:

Seivers Jewellery Supplies

25 Barrack Street

Perth Ph 93258822

After lunch Gordon Ward came on to demonstrate a Bathtub Bowl and soon showed the audience why he is a top demonstrator both in presentation and technical skill as he created a delicate piece of turning. Gordon had prepared a handout sheet showing how to make the shoe shaped bowl in great detail. If you did not get a copy you can view it on our website [www.woodturnerswa.com](http://www.woodturnerswa.com) on page 2 of the drawings section, which explains the full procedure. Gordon captivated the audience with wit, jokes and most of all technical excellence.

Frank Evans was next with a three legged platter. Frank passed around samples of bowls and platters with three feet. For his demo he mounted a large blank on a screw chuck and with a bowl gouge shaped the bottom. Frank explained the importance of the base matching the flow of the sides, then with the spigot in the chuck he shaped the top.

With the need to avoid sanding Frank had prepared another piece and marked out the position for the three feet. Using an Arbortec mini carver he shaped the feet, next he used a drill type sander and finished off with a Dremel. There was a fault on the surface of the platter so Frank decided that he would make it into a feature and using the Dremel opened it up and also created some new fault lines. Frank demonstrated by his actions that a potential disaster can be changed into an opportunity to create a work of art using skill and imagination.

Vice President Alan Roberts conducted Presidents Forum and after apologising for the absence of Derek Martin spoke of the preparations for our 25th anniversary He congratulated Collie for a very successful Workshop.

After the Show and Tell, Competition results and the raffle draw it was time to depart.

What a great day, even a blocked toilet could not spoil it. First class demonstrators not only imparting their skills and knowledge, whilst conveying their enthusiasm for woodturning, as they interacted with their audience.

*Peter Pickering* - Roving Reporter

# Weekend Workshops

## Observations by Peter Pickering

The Melville Workshop was held at WAWA headquarters Wandi although an earlier printing had stated Melville.

Master of Ceremonies Brian Fowlie welcomed members and guests and after going through the formalities and order of the day he introduced the first demonstrator George Walker to show us uses of a rotary clock movement. George explained that he was from an engineering background which helped him to pursue his hobby of restoring and creating clocks stating that he had built over thirty including many of grandfather size. George told how he uses the anniversary clock movements obtained from Mayama Gems to make a variety of styles of Pot Pourri bowls with moving figures or objects adorning the lid. George explained how he makes all his own tools some of which are specially designed for the particular item he is making, he then showed how he turns the bowl allowing for the clock mechanism to fit into the base. The lid is then turned to fit the base, after which a vase was turned and hollowed and fastened to the lid and also connected to the drive shaft. The lid was decorated with a dremel and small flowers placed in the vase to complete the job. George passed around many examples of his work, he had also prepared two kits to duplicate the demo item and Brian Fowlie was given the task to raffle them to some very fortunate member.

During morning tea the Melville ladies had a display of craft work and many members took the opportunity to admire their skills.

After morning tea Brian Fowlie presented the two lucky winners with their pot pourri kits and introduced the Ross Flint to talk about grinding wheels and abrasives. Ross told how he served an apprenticeship as a tool maker and after obtaining a degree in chemistry worked in the abrasive industry until his recent retirement. He explained that he would emphasise safety and concentrate on the materials that wood turners used in particular the blue wheel made by Norton particularly for turners. First he showed and passed around various types of papers, their different uses and backings. Ross explained the numbering systems used and went on to tell how the papers are made in jumbo rolls and cut to size and requirements eg Belts, sheets or strips etc.

Ross then spoke about grinding wheels, emphasising safety in particular the use of mounting flanges, paper blotters and correct tightness of lock nuts.

Mounting errors can cause crack lines in a wheel.

? Uneven flanges or dirt under them

? Using washers instead of flanges

? Incorrect clearance

? Excessive tightening of lock nut

? Dirt on mount

? Forcing wheel on arbour

? Failure to use blotters

Safety precautions

? Don't use a wheel that has been dropped

? Make sure it has blotters

? Don't exceed maximum operating speed

? Don't grind on side of wheel

? Stand clear when starting



? Only grind material the wheel is made for

Ross concluded his talk with a description of various methods to dress the wheel. All you ever wanted to know about abrasives.

Derek Martin conducted Presidents Forum and spoke of WAWA involvement in the Wood show and the next AGM

Lunch time provided the opportunity to stock up on wood supplies courtesy of John Imrie.

After lunch Norm Gratte took the stage to show us how to make a flying saucer. First he passed around two examples of flying saucers and then proceeded to make one. Norm had pre turned the doughnut shaped body with a spigot on both sides, and rounded both sides to their final shape, Norm then removed one spigot and bored into the centre, he then proceeded to hollow out the saucer. By the use of a specially made plug mounted on a faceplate and fixed to the tailstock Norm was able to cut the saucer in halves without one flying away. Using a special guide to obtain the correct angle Norm drilled the holes for the legs; the saucer was then ready for finishing and colouring if desired. Norm then turned the legs and the saucer was ready to fly. The demo held everyone's interest and kept them wide awake after lunch. Norm said he was going for a shoulder reconstruction the following week, we certainly wish him well and that everything goes alright.

Roy Lundy came on next to demonstrate lidded boxes. Roy used a screw cup chuck using wax on the timber to help cut the thread and a band clamp used for plastic pipes to tighten it. He shaped the top and cut a spigot using sanding sealer so that the glue would not soak into the wood, he then parted off the lid. Roy then hollowed out the bottom with the hole to fit the lid spigot. He used hot melt glue to fix the spigot into the bottom and hollowed out the underside of the lid, and fitted the lid to the bottom. Roy then shaped the lid and the bottom and after sanding and finishing the job was done. The use of a cup chuck provided interest showing another way to turn a lidded box.

Alan Frank provided a show and tell with a difference entitled my turning in retrospect. Alan began his working life as an apprentice pattern maker at the Midland Workshops in 1946 and made wood turning tools out of old files. He later became a woodwork teacher, and in 1985 joined WAWA. Alan told of the early days of innovation and the need to make your own tools, he showed many magnificent examples of his skills and gave several tips which included making a scale

## **CARROLLS** WOODCRAFT SUPPLIES

*Your one stop shop for your Woodturning, Woodcarving, Pyrography,  
Scrollsawing and general woodworking needs. Craft Supplies, Machinery &  
Handtools.*

*Phone, Fax, Email & Web mail order specialists.*



**WWW.CWS.AU.COM**

66 Murradoe Road, Drysdale Victoria 3222  
Phone: 03 5251 3874 Fax: 03 5251 3864 Email: [carrolls@pipeline.com.au](mailto:carrolls@pipeline.com.au)

drawing and the use of templates no doubt based on his trade as a pattern maker. Alan gave his philosophy “challenges that you present yourself to solve benefit you as a person and craftsman”.

Show and Tell featured Bill Blamken and you can see him at Mandurah workshop.

Even John Mason enjoyed the day describing the competition entries as “fantastic”.

Thank you Melville for an enjoyable and informative workshop

*Peter Pickering* - Roving Reporter

## C ompetition Clarify

### More Clarifications for the Competition

June “ Item featuring Inside Out Turning. 60% of the item to feature inside-out turning and this must be a significant part of the item “ This should perhaps read “ at least 60% “ as this is the feature the judges will be looking for. The other (up to) 40% can be made up of parts to complete the project, as in a candlestick for example.

July “ Bowl with a Flat Rim. Rim only to be embellished (no carving) Max dia 320mm, max height 80mm.” Embellishing can consist of many methods and although most people know the difference between embellishing and carving, it is still queried a lot. Carving is not accepted as the people who have the equipment and expertise have an advantage over those that don't. Also, we are woodturners, not carvers. Carving is when a design or part thereof is worked in the wood, giving the object relief and requiring its individual attention. Eg, one flower at a time. This is probably the best description I can give, perhaps others can improve on that.

September “ Made to Measure Stoppered Flask as per diagram “ This item has been featured in the newsletter but I have received some “comments” about the small number of measurements. This was done with the judging in mind as it takes time to assess all the flasks if they have 16 points as against 8. However, a revised copy will be in the next Newsletter with about 15 to 16 measurements. On the day, only 8 points will be measured and in the case of a tie, other measurements will be taken into consideration. Do not forget that the usual standards still apply in the quality of turning !!

October “ Lidded Container with four (4) different timbers, max height 100mm “Not a lot to be added here, bowl and lid, there are two timbers. Inlay, segment, laminate etc etc. You can let your head go on this one !

November “ Pair of Salt and Pepper Mills.... Matching in design “ This is quite clear in that the two must match in design, not necessarily in timber ! There are some who make a pair in different timbers to identify the salt vs the pepper. So the size and design is unlimited..... have fun with this one. The mechanism can be the conventional style or the new Crushgrind

*John Mason*, Competition Co-ordinator

## C ompetition items 2010

Feb . . Natural Edged Bowl with a Lid. The lid to be set inside the bowl away from the natural edge. Size unlimited.

Mar . . Hanging Wall Clock, using clock mechanism, no insert(one piece) clock units, and mounted on a display stand. Size unlimited, and Stand will not be judged.

Apr . . Item made from Banksia Nuts and/or parts of Banksia nuts. No additional timbers. Size unlimited.

- May . . Decorated Wall Plaque with some off centre feature Max dia 450mm, colouring optional. Shape is open. (round, square or irregular).
- Jun . . Item featuring Inside-Out Turning. 60% of the item to feature Inside-Out turning and this must be a significant part of the item.
- Jul. . . Bowl with flat rim. Rim only to be embellished (no carving) max dia 320mm, max height 80mm
- Aug . . No Competition
- Sep . . Made to Measure Stopped Flask ( Diagram and Details supplied here)
- Oct . . Lidded container with 4 different timbers. Max height 100mm.
- Nov . . Pair of Salt and pepper mills- Matching in Design
- Dec . . Best Item Turned in 2010 not previously judged at a WAWA workshop

*John Mason*, Competition Co-ordinator

# Suggested Competition items for 2011

- 1... Book Ends..... 80% turned
- 2... Walking Stick
- 3... Hollow Form Vase
- 4... Sugar Bowl and Spoon
- 5... Platter with Inlay
- 6... Pomander
- 7... Lidded Box
- 8... Goblets
- 9... Candlestick (pair)
- 10... Mortar and Pestle
- 11... Natural Edged Bowl
- 12... Any Item made from a piece of timber 75mm x 75mm x 200mm
- 13... Pull-along Toy, 4 wheels minimum
- 14... Dip Platter
- 15... Inside-Out turned Christmas Decorations

Your comments, ideas and suggestions are wanted !!!!

## Competition Results

### Melville Group at Wandi

#### Banksia Nut Item

I sat at the desk watching the entries coming in expecting a few bud vases and maybe a lidded container or two, but certainly not 22 of the most varied entries possible ! Fantastic.....8 in novice, 6 intermediate and 8 advanced. The thought that went into many of these pieces is astounding and all must be congratulated. However, the day belonged to Norm Gratte who took out the three first places with his Banksia Man. Also good to see a couple of first timers, Alan Pickersgill and Dennis Kestel. It is hoped that they enjoyed the challenge and will be back over the following months.

Noel Moyes has done a great job in posting pictures of the last three workshop comp items, Bowl,

Clock and Banksia. These can be seen on our website <http://woodturnerswa.com>

Many thanks to the judges, Jim Hanney, Jim Stitfall and Neil Piper who, once again, did an admirable job.

## Novice:

- 1st . . Norm Byrne
- 2nd . . Bob Napthine
- 3rd . . Robbie Norton
- 4th . . Grant McKinnon

## Intermediate:

- 1st . . Norm Byrne
- 2nd . . Bruce Jackson
- 3rd . . John Selfe
- 4th . . Rudi Goh

## Advanced:

- 1st . . Maurie Munro
- 2nd . . John Mason
- 3rd . . Viv Paust
- 4th . . George Park

## Open:

- 1st . . Norm Gratte
- 2nd . . Maurie Munro
- 3rd . . Bruce Jackson
- 4th . . Viv Paust

## Popular Vote:

- 1st . . Norm Gratte
- 2nd . . Bruce Jackson
- 3rd . . Maurie Munro
- 4th . . Viv Paust

*John Mason*, Competition Co-ordinator

# Competition Results

## Collie Group

March Weekend Workshop

Hanging Wall Clock

Unfortunately, I could not be at this workshop and it looks as though I really missed something ! My thanks to our Editor, Noel Moyes, for having the foresight to photograph all of the comp items as he did for the February workshop as well. {These pics are in our website.} This enabled me to have some insight as to the quality of the entries and I was really delighted to see 23 entries with a nice balance of the categories..... 7 novice, 8 intermediate and 8 advanced. The design and quality of the work was stunning and mention must be made of Maurie Munro who took out the trifecta, first place in category, open and popular vote. Many thanks to Chris Smith who took over my duties and carried them out very well and to the judges, Bill Wallbank, Allen Smith and Doug Galvin our sincere thanks.

## Novice:

1st . . John Kemp  
2nd . . Bill Younger  
3rd . . Norm Byrne  
4th . . Mike Bishop

## Intermediate:

1st . . Barbara Jennings  
2nd . . Bruce Jackson  
3rd . . Len Freeman  
4th . . Ken Hands

## Advanced:

1st . . Maurie Munro  
2nd . . Chris Sioulas  
3rd . . Viv Paust  
4th . . Ray Batt

## Open:

1st . . Maurie Munro  
2nd . . Barbara Jennings  
3rd . . John Kemp  
4th . . Bruce Jackson

## Popular Vote:

1st . . Maurie Munro  
2nd . . Ray Batt  
3rd . . Bruce Jackson  
4th . . Viv Paust

*John Mason*, Competition Co-ordinator

# N

## ews from the Groups

## Bunbury Bites

March 17th General club discussion on the merits of the group to have more internal comps, to get more members involved and maybe move on to WAWA competitions. Later Noel Ness gave a demo of his offset turning Jig. It works a treat. Noel is an industrial patter maker and it seems there is no problem Noel cant fix.

April 7th Show & tell- MC Stan (Biggles( Zieba

Ted Norrie- Bud vases turned on multiple centres, in Plum, Jam & Jarrah (sounds like morning tea)

John D Kemp- Hanging wall clock in Cape Lilac, from Collie weekend comp (Well Finished)

Tom Brixey- Camphor Bowl, from his stock of solid Camphor.

Kevin Bell -Marri Bowl, exceptional piece of wood well finished.

Kevin Hunt- Polished wood platter to run his spinning tops on.

Noel Ness- Smaller baby rattles.

Jim Cunniffe- Jig to hold his boxes for spira;l turning.

Stan Zieba- Produced a large cardboard box and out of it produced a mini minor type truck. He then continued to produce trucks of increasing size, till he got to his ultimate truck Crusher. Kids must love Stan's increasingly fantastic creations.

Poalo & Phillis Smith- are entering show & tell on a regular basis (Good)

April 20th New members were given hands on tuition of spindle turning.

Tom Brixey- Demode various turning tools and showed his beautiful hooked inside turning tool made from a padlock. Also a range of Jarrah types were shown. When You can go from pink to dark brown & take in birdseye, quilted and curly, Jarrah is a spectacular Timber.

The group also attended the April Bunbury Agricultural Horse show for demonstrations and sales.

May 6th- Show & Tell -MC Jim Cunniffe.

Dave Roberts- His first offering this year, a beautiful pepper grinder in Jarrah. Hope he completes the pair.

Mick Johnson- A perfectly proportioned Jarrah pedestal as good as any you will see.

At the urging of our new convenor Kevin Bell, and Buster Bailey the group is now having a monthly comp. The results of the first one for a lidded box is;

1st- John D Kemp

2nd Bob Sparrow

3rd Buster bailey.

One month ago several members were given a 65mmX300MM piece of Jarrah to make any thing they liked. The results were impressive. Buster Bailey made an exquisite long stemmed goblet. How can a bloke as big as Aaron Sandilands make things so delicate, must be the influence of "Sandi".

Jim Cunniffe- orb on a Chinese box (left field).

Tom Brixey- Leaning tower of Pizza. ( didn't taste mutch good but it certainly leaned)

Lyn Poli- Pair of offset turned candle holders(Lyn should do more)

Kevin Bell – Gave a demo on the use of Shellawax friction polish, if you like a shiny finish on your work this product is well worth a try

Yours faithfully

Gee Pee

## Busselton Business

Busselton Opening of their new rooms which was officially opened by the Busselton Shire President Ian Stubbs On the 26th Feb.





## Collie Calling

At our March meeting the monthly project was turners choice with a stipulation that it must be made from at least two different timbers, we had around seven entries. Dave Hunter and Dominic Italiano were joint winners of the competition. Dave Hunter with a clock made from Sheoak, and Tasmanian oak, and Dominic Italiano with a vessel made from sheoak and jarrah, with a fitted lid, both were beautifully turned and they deserved joint first.

The weekend workshop on the 20th March seemed to be a resounding success. Peter Pickering will report the details of the weekend workshop, but I would like to thank Fred Piavanini and Peter Winn for donating some really excellent timber which was raffled in three separate lots, which generated much needed funds for our club, some of which has already been spent with a licensed electrician. He has disconnected three very suspect overhead heaters and replaced them with overhead power points. These will be for the bandsaw and two lathes. Thanks also to our MC Les Beaglehole for a job well done on the day. Thanks to everyone who helped on Friday 19th and Saturday 20th, to set up, and a special thanks to Reno Tuia, and his helpers Ernie Dew and Fred Piavanini for organising and cooking the sausage sizzle for the multitudes.

At our April meeting we had four teams of two (two members per lathe) and a block of jarrah approx 60mm x 150mm. The object was to make a top that would spin the longest, and we could make as many as we liked, and any design with the timber provided. Around twelve tops were produced, it was a bit of fun, and the grandchildren got a few tops to play with. The main purpose was to get people involved in turning something while they are there, this is normally left to just a few.

The Collie shire came up trumps and put a complete new side to our clubrooms, all we have to do is paint it. The Shire has also agreed to put a sink in both the male and female toilets, but we know it might take a while to happen.

Because our participating turners are mostly advanced within our club we have decided that

there would not be novice, intermediate, and advanced, but instead a club first, second and third. We will see how that works out.

It's Manjimup's 10th birthday on Wednesday May 12th, and a number of our members are going to help them celebrate the occasion and personally wish them Happy Birthday.

Last but not least an apology to Frank Evans for omitting to provide a knock out bar on our weekend workshop, whoops, sorry Frank.

*Ken Handsvenor Collie Group*

## Gosnells Gossip

On March 10th Jim Stitfall made a visit to the Gosnells Family Hospital and after being checked in by Chris Smith he was made welcome by the Gosnells Group, after discussions on wood show business, Jim was shown around our facilities by Derek Beer. Jim stated he was most impressed by our layout of operating theatres for the lathes and smaller rooms for storage and ancillary equipment. Thank you Jim for your visit and interest in our activities.

Bill Wallbank gave a demonstration of turning a box from a Banksia nut on 24th March.

Bill passed around a box that he had made explaining the suitability and characteristics of the Banksia nuts. Bill turned the nut to round and parted off the top. Before drilling out the bottom with a Forster bit Bill taped the outside as a safety measure, he then turned a Jarrah insert and fitted it in the base. After drilling out the insert bill made and fitted a plug in the base, he made the top in a similar manner and fitted the top to the base. Bill used a whiteboard to illustrate his methodology, and throughout the demonstration emphasised the need for safety particularly in turning Banksia nuts.

The Gosnells Group participated in Garden Week 8 April to 13 April representing WAWA. With two lathes and 6 to 8 people per day it was a challenge in logistics and organization but I am happy to report that it was a complete success. The members were pleased to answer the considerable number of enquiries about WAWA, referring the visitor to their nearest Group. Time will tell how successful the recruiting has being.

The two Chris's combined to demonstrate a decorative wall plaque on the 24 April.

First Chris Sioulas set the lathe for outboard turning and used a faceplate to mount a piece of pine cut from a roof batten. As the wood was offset Chris used a piece of steel as a counterweight balance to stop a 175 Vicmarc bouncing around the floor. Chris cut some concentric circles using a bowl gouge the remounted and rebalanced to cut some more

He repeated this again until he had three sets of circles at various sizes plus border cuts.

Chris Sioulas then handed over to Chris Smith for what he called the fun part who then proceeded to attack the work with an angle grinder to cut some strips over Chris no 1 work. Using mouth blowers he applied 3 different colours over the work then used the grinder to remove excess paint from the flats, leaving colour in the cut areas, Chris then applied more paint to different parts using both dry and wet techniques, he also used liming wax to achieve different effects. Throughout the demonstration Chris provided considerable information of the various techniques and colours that can be used to obtain a variety of effects limited only by your imagination. Gosnells is fortunate in the talent of its demonstrators and don't forget you can see Chris Smith in action at the Mandurah Workshop.

*Peter Pickering*



# Mandurah Memo

The Mandurah Club again was successful at the Melville workshop and I was amazed at the variety of items made from banksias nuts.

I was away in Tasmania but the reports I was given showed the club had a good showing at the Crabfest. This is now a very large festival and attracts a lot of people from Perth, especially on the train.

We attended the Mandurah Stretch Festival last week which is art orientated and may have got a couple of contacts from it.

The Club bought end sealer in bulk and de canted into 2 litre bottles seems popular with the club and 20 litres went quickly. Thanks to Frank E, he's a great bottler.

Mandurah has made a few purchases lately being a new marquee for our outdoor demos. The old ones were worn out and these new ones are really easy to erect, no guessing which pieces goes where. Three new lights were bought for the lathes.

The club are doing a sausage sizzle again at Bunnings on 5-6-7 June. Last year this proved a good money raiser over just 2 days

Everything is in hand for the May workshop at Furnisdale and we are looking forward to the three demonstrators Jack Palas, Chris Smith and Bill Blanken. Don't forget Mandurah runs a great big raffle. Hope to see you there.

*Tom*

## Manjimup Matters

### Congratulations on 10th Anniversary

There has been a influx of visitors both interstate and international to the Timber Park (where our shed is located) over the last few months. They all appreciate the park and all it has to offer including our group. The chance to share experiences and opinions with like minded people is very enjoyable.

One of our group, Harold Worth, has been out of action lately due to a stint in hospital. For those who know Harold it won't surprise you to learn Harold was discharged only 6 days after significant surgery and although on light duties (doctors orders) he has been visiting the shed advising newer members and generally getting under foot. He is making a great recovery and should be back on the job in a couple of weeks.

Last Thursday we joined other trade groups and suppliers in Mitre 10/Retravision's Expo. An annual event in Manjimup with in store displays and demonstrations of the latest products. Radio West was there during the day and proceeds from auctions and a sausage sizzle go towards the National Breast Cancer Foundation. Mitre 10 and Retravision have been supporting this worthwhile cause for some years and we are pleased to be able to contribute in our small way to this event.

This year we are again assisting in Manjimup High School's Senior School Management Programme by having 2 boys with interests in woodworking experience wood turning first hand. They are accompanied by a teacher/mentor and spend one day a week with our group.

This gives the boys who may have difficulty at school to find an interest or direction to consider in regard to future employment. We met the boys last week, they seem very keen to start and opened up once they got over their initial shyness and also meeting a group of senior citizens. We should learn a lot from each other.

Yvonne Pegrum

## Melville Mutterings

10<sup>th</sup> March- Les Coleman demonstrated on his use of recycled timber. In this he used a small rectangular block of Jarrah, turned front and back resulting in an attractive table clock mounted on a turned stand. An excellently prepared demonstration given in Lcs's relaxed manner

17<sup>th</sup> March- Hands on day with most members participating with the project for the day being Paper Knives. A variety of designs/techniques resulted and everybody benefitted from the exercise. The usual good attendance and tabling of Show & Tell items.

24<sup>th</sup> March- Monthly meeting day with good attendance. Convenor Bernie Dixon gave an update on progress in respect to the proposed new clubrooms & reported that developments to date are encouraging. No demonstration but Alan France gave a presentation on his post school "Life Experiences". The usual Alan's style, light hearted, informative and tinged with humour. Time available only covered his working days at the Midland Workshop as an apprentice Pattern Maker and later crayfishing at the Abrolhos Islands- there must be much more to relate- perhaps a second instalment sometime Alan.

7<sup>th</sup> April- School holidays and back to Piney Lakes. Good tabling of Show & Tell presented by George Franz followed by an address by Group secretary, David Rechter on his life's experience post school. A most interesting and varied career. Ross Flint and Daryl Compton from Abrasive Products followed with a presentation on the Swiss Abrasives Products range available & suitable for woodturners/workers.

14<sup>th</sup> April- Piney Lakes Again with a presentation from Roy Lundy on wood adhesives- history, types, uses, developments. The range is enormous with quite a few developed for specific uses.

21<sup>st</sup> April- Back at Melville for a "hands on" day with the project being Spice Jars. Excellent & enthusiastic participation with varied results and some rather critical comments from members as to the suitability of timber provided- ENOUGH SAID.

28 April - Bob Tucker - gave a most interesting talk on his professional career as an engineer with the Public Works Dept which grew from being a fifteen and half year old apprentice mechanical fitter with WA Government Railways to Chief Mechanical Engineer of the Public Works Dept. at age 40. It is not possible to summarize Bob's achievements at the PWD in the space available but suffice it to say that he was responsible for most mechanical services in Government buildings such as RPH (steam supply) Sir Charles Gardiner Hospital and State Engineerings Works Slipway & Winch and many more until he left the public service at age 54 then worked as a consulting engineer enjoying every project until retirement at age 70.

5 May - Geoff Saw demonstrated the making of a salt cellar body to hold a very neat chrome metal top with clear plastic tube insert for the wood. Geoff got the fitting at Mayama Gems and he created a very useful and I am sure saleable item.

My thanks to Les Small for providing the notes for all this news letter up to and including 21 April.

.Don Gunn

## Swan Snippets

SWAN Woodturners has successfully negotiated a change of date and venue for its annual Weekend Workshop. This will now be held on Saturday October 16 at High Wycombe Community & Recreation Centre, Newburn Road. Toodyay Woodturners, who have a relatively small membership, will join Swan for this weekend. The July weekend workshops in Kalamunda

have proved unpleasantly cold. Apart from members being in danger of catching pneumonia, it was thought the cold deterred visitors. Unfortunately Kalamunda Agricultural Hall was not available in October, but following an inspection of a number of venues it was decided that High Wycombe would cater well.

Once again a delegation of members supported the Men of the Trees event on Sunday March 28. While it appeared visitor numbers were slightly down on last year, there was a great deal of interest in the woodturning demonstrations.



Swan Members demonstrating at the recent Men Of The Trees day

We had many and varied demonstrations at meetings over the past couple of months ranging from Ted Stewart-Wynn's olive

dippers, greatly enhanced with olive oil and Ian Moss' angle-handled scoops with angled handles to Joe Clarke's clock inserts and Clem Stewart's toy cars. One of the more complex was Jim

Hanney demonstration of a decorated wall plaque with off-centre-feature. We also watched Graham Bell demonstrate his Woodcut bowl saver, which gave rise to discussion about which of these is best and how to use them.

In the March competition there were neither novice nor intermediate entries for the deep hollowed item, but from the five open entries the winners were:- 1<sup>st</sup> Ian Moss, 2<sup>nd</sup> Joe Clark, 3<sup>rd</sup> Bob Nichols. A great deal of imagination went into April's competition for a Banksia cone item. The winners were: Bob Naphine and Bob Nicholls tied for first place, 3<sup>rd</sup> Bill Marshall. Intermediate: Bill Frost. Novice: Alan Murton. Adding a different perspective to this competition our sight-impaired member Bob Naphine offered his critique of the entries, following the winners being announced. This was naturally done by feel alone with Bob being able to tell how smooth the finish was, picking up small blemishes, which probably eluded the sighted members. It was extremely interesting

*Tom Wainwright*

## Toodyay Tattles

Well we have been quite occupied up here with one thing and another.

We had a visit from a reporter from the Avon Valley Gazette and she took a photo of the Honorable David Eyers and then an article was printed in the Gazette. This produced some interesting results with a few people ringing up with interest in joining our club and some with lathes to sell etc. we look like we will get a new member or two out of the article.

We also participated in the Toodyay Moondyne Festival and spent the day turning and we had quite a few interested onlookers and an inquiry as to our meetings. We had a couple of people approach us wondering if different things could be made and we did a couple of small jobs such as making a plug for an replica black powder gun and a set of Bails for a set of antique cricket Stumps..

Our members have been quite busy Allan Richeleau doing the drawing of our club project. And Bill Beswick building a portable shelter for when we have an outing or Show day at the Pavillion. Thanks people.

At our last meeting we decided to have a barbecue lunch at our next meeting on the 22 of May and all are looking forward to socializing at this day.

Well that's about all from the Tattler for this issue so will say by for now.

*The Tattler*

## Wandi Waffles

The Bitch is back!!!

Following a much deserved break, including a spectacular holiday in New Zealand with two great woodturning mates, Sheila and Alan, this space is once again occupied by the Wandiwaffles. Let me digress no longer!

*Crème de la crème*

We have been blessed a few times this year already, as Jack De Vos, who demonstrates his skills willingly, has again generously imparted his knowledge on a couple of occasions. One visit involved creating a lidded box; where with deft purposeful adroit movement's it was soon complete with additional finesse, involving an almost flowing lid. The second visit was an equally magnificent display of excellent craftsmanship on the art of spindle turning, when the lord and master created a gavel befitting any judge's court room.

Gordon Ward, also very generous with conveying his turning skills, his eloquent sense of humor and astounding familiarity of botanical terminology, kindly revealed 'the how to' devise a bath bowl. Highlighting some pertinent safety points such as turning the machine off before adjusting the tool rest and placing tools on the tool rest before attacking the project in question, he also imparted the significance of using sharp instruments and the use of placing a white board

behind the object being made to accentuate its' outline.  
Our grateful thanks go to both gentlemen.

.Bowled Over

Nifty Adroit Turning Uniquely Revealed Additional Lavish  
Edged Design Grandly Exhibited Decisively  
By Our Wonderful Leader

Thank you for a great night Jack.

## Our Illustrious Leader

Embellishing Guru

A superfluity of thoughts mirrored with vivid jesting enthralled those who observed superlative embellishing by our guest Chris Smith. His flamboyant use of a grinder, created haphazard lines around the rim of a bowl; a miniature flame thrower was then carefully used (must have been tantalizingly close to setting off the fire alarm!!) to scorch the rim, this was brushed over to rid the piece of the 'hairy bits' and generated a wonderful effect.

With an application of iridescent paints around another rim, a complex, colourful shifting pattern was created. A shapely jacaranda vase, matured following the application of black high gloss enamel, which when dried was scared into submission by wistful artistic scoring produced



with a 'v' chisel. Incredibly effective too!!

An 'a la Nick Agar' vessel was also created with an application of paints which evolved into a 'bronzed' beauty.

An absolutely awe inspiring evening was had by all who attended. Our hearty thanks for a wonderful time.

Three Amigoes, a fractured hip and more!!!!!!

Sadly several of the club members have recently had a spate of ill health; with many undergoing surgery to repair damaged bones or ligaments involving arms and hips; or nasty infections requiring intensive antibiotic therapy and plastic surgery. Others have had surgery and are undergoing chemotherapy treatment to treat cancer. We wish our friends all a speedy recovery and better health in the future.

Wine and cheese knight

Dave Mundy exposed some of his hidden talents, swiftly displaying his craftsmanship in creating all that is required for that 'special occasion'. Using some old timber, a handle was fashioned for a cheese knife. Wait for it.....perhaps a vintage variety!!!! (yes she's back!!!); and for those unable to consume a complete bottle of wine, an assortment of wine stopper designs was also crafted, with mention made of Rod Cocks' generous prices and wonderful 'gizmo's' to create that wonderful gift.

Different Strokes for Different Folks

The club is trying something new for Thursday nights. The plan is to have a guest turner on the first Thursday of each month, followed by a 'hands' on evening on the third Thursday. The fifth Thursday of the month will be for arranging and developing Christmas gifts for the end of the year. So let's get behind the committee and give them our support. The subject of toy making will also take place on each second Wednesday for those who wish to participate.

Daphne

**T**rading  
Post

For Sale

Teknatool Nova 3000 lathe


Contact Richard Barkman on 08 9294 2087

WANTED

Lost and Found

A blue jacket was left on a chair at the last weekend workshop, Owen O'Neil has this jacket & may be contacted on 9456.1110 or John Gardiner on 9455.4206.

# The Technical Desk



Notes supplied by Ross Flint.

## GRINDING WHEEL SAFETY



With such wide area of end use application, from home user to larger manufacture, safety is of paramount importance.

### MUST UNDERSTAND AND KNOW:

1. The grinding wheel itself.
2. Safe rules and methods for handling, storage and inspection of wheels.
3. Safe practice for grinding wheel operation. That understands speeds, mounting and operating procedures.
4. Maintenance of grinding equipment.

### DO NOT:

1. Use a wheel that has been dropped.
2. Force a wheel onto a machine to 'job' to alternative size.
3. Exceed established max. Operating speed.
4. Use unequal dia. mounting flanges.
5. Excessively tighten mounting nuts and screws.
6. Grind on the side of wheel, unless the wheel has been specifically designed for that purpose.
7. Start the machine when the wheel guard is not in place.
8. Jam work into the wheel.
9. Stand directly in front of a wheel whenever the grinder is started.
10. Grind material for which the wheel is not designed.
11. **AND DO NOT TAKE SAFETY FOR GRANTED.**

### DO:

1. Always handle and store wheels in a careful manner.
2. Before mounting, check all wheels have not been damaged in transit.
3. Check maximum operating speed established for wheel against machine speed.
4. Check that mounting flanges are at least one third diameter of the wheel and relived.
5. "Ring" test wheel before mounting.
6. Ensure that the work rest is correctly adjusted.
7. Always use a guard covering at least one third of grinding wheel.
8. Allow newly mounted wheel to run at operating speed (with guard in place) for at least one minute.
9. Always wear safety glasses when operating.
10. Use mounting blotters supplied with wheels.
11. Avoid creating an imbalance of the wheel by turning off the coolant before stopping the wheel.

# Joondalup/Wanneroo Weekend Workshop

Saturday 19th June 2010

Heathridge Leisure Centre  
Cnrn Sail Tce and Siren Road  
Heathridge

Convenor: *Charlie Totten*

Master of ceremonies: *Tony Collins*

Safety Officer: *Frank Visser*

Competition Item Item made with Inside Out Turning

## Saturday Programme

8.00 am Set up, all hands please

8.30 am-Registration and Fellowship

9.00am- Starting Announcements and Welcome

9.15am- Demo 1; Viv Paust- (My Tools-My Way)

10.00am- Morning Tea (Members bring a plate of goodies please)  
Competition Voting Commences

10.30am- Demo 2; Tool Sharpening (TBA)

11.15am- Demo 3; Andy McFadyen (Laminated Item)

12.00pm- Lunch (Soup and Bread Roll)

1.00pm- Demo 4; Charlie Urwin (Glues and Resins)

1.50pm- Presidents Forum

2.00pm- Demo 5; Charlie Broadbent (TBA)

3.00pm- Afternoon Tea

3.30pm- Demo 6; (TBA)

4.00pm- Show and Tell, Competition Results

4.30pm- Close (All Hands Please)

Head west on Ocean Reef Rd., at 2 km (approx) from the Freeway, turn right into Admiral and the first left (about 60 meters) is Siren Road.

There is parking on both Sail Tce & Siren Rd



# Wandi Group Weekend Workshop

Saturday 17th July

Wandi Community Centre  
DeHaer Rd, Wandi

Convenor: Brian Fowlie  
Master of ceremonies: Brian Fowlie  
Hosts: WAWA Committee

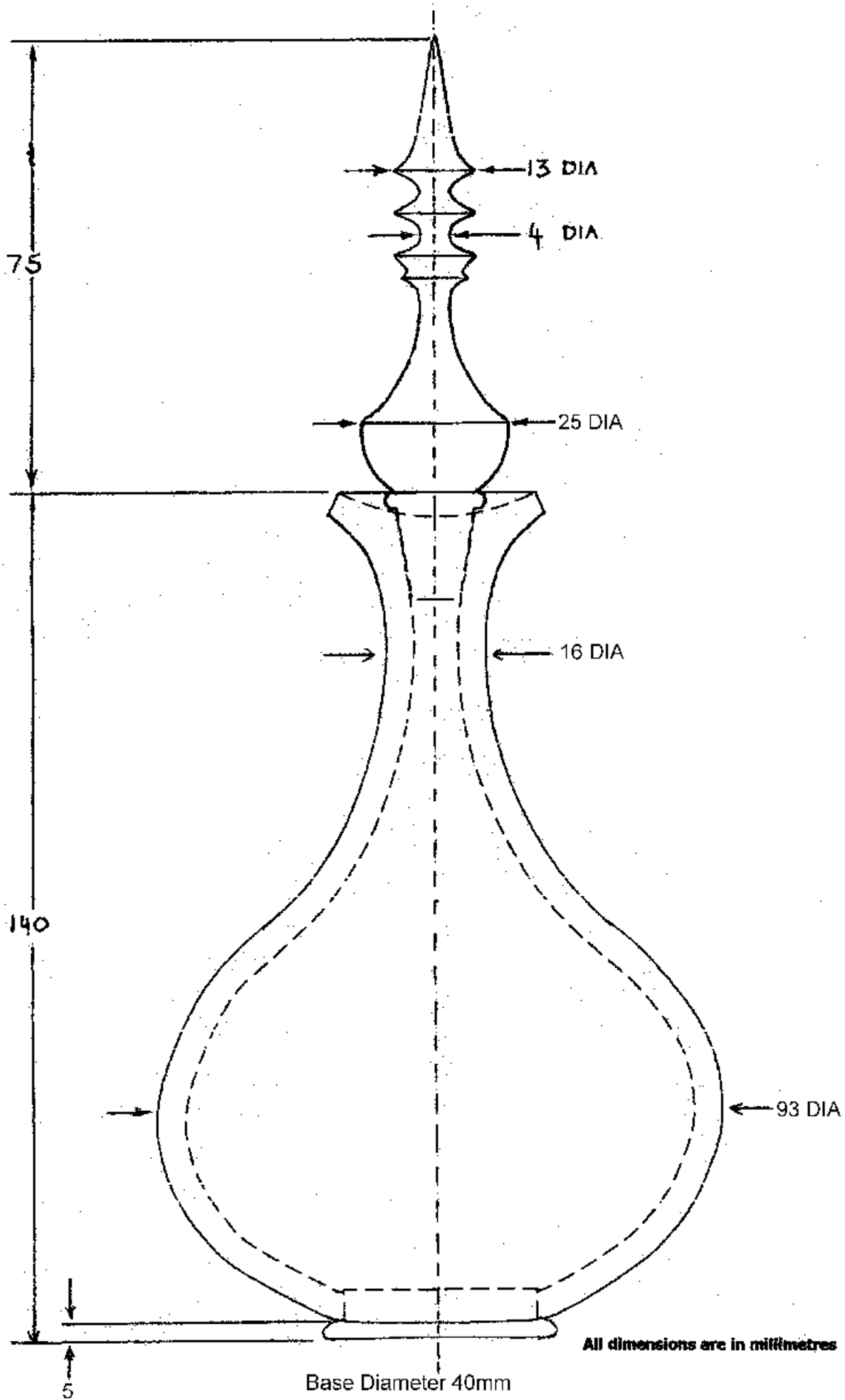
Competition Item Bowl with flat rim. Rim only to be embellished (No Carving) Max Dia 320., Max height 80mm

## Saturday Programme

7.45 am Set up, all hands please  
8.45 am-Registration and Fellowship  
9.00am- Welcome and announcements  
9.15am- Viv Paust-- Wind Chimes  
10.00am- Morning Tea (Members bring a plate of goodies please)  
Competition Voting Commences  
10.30- Milton Rundle- Fruit  
11.30am Presidents Forum  
12.00pm- Lunch (Hamburger and salad plus can of drink \$6.00) Supplied by The Atwell Scout Group  
1.00pm- Competition Voting Closes  
Their will be three concurrent displays running during the afternoon sessions  
Bernie Dixon--Turning a Tazer  
Ron Goodson-- Marquetry  
Chris Sioulas-- Turning Resin Plastics  
2.15pm- Neil Piper- serviette Holder  
Laurie Green- Pen Wizard Machine  
Len Nicholls- Honey Potts  
3.30pm- Afternoon Tea  
3.40pm- Show and Tell  
Competition Results  
Pack up --Many hands make light work

SALE OF UNWANTED TOOLS AND EQUIPMENT  
Bring along those items you do not use anymore, mark with your  
"name" and "the price wanted", Then hand to Les Small.  
This will make more room to buy Goodies at the Wood Show.

Thanks  
Brian



# Calendar of Events

## Weekend Workshops

- 20th February... Gosnells  
Natural Edged Bowl with a Lid.  
20th March... Collie  
Hanging Wall Clock  
17th April... Melville  
Item made from Banksia Nuts  
22nd May... Mandurah  
Decorated Wall Plaque  
19th June... Joondalup/Wanneroo  
Item featuring Inside-Out Turning.  
17th July... Wandi  
Bowl with Flat Rim  
tba August... Working with Wood  
Show  
18th September...AGM at Wandi  
Made to Measure Stoppered Flask  
16th October... Swan  
Lidded Container with 4 Different  
Timbers  
20th November... Busselton  
Pair of Salt and Pepper Mills  
11th December... TBA  
Best Item Turned in 2010

## Electronic Payment of Subs

*Account Name; Woodturners of Western Australia*

*BSB Number; 306-035*

*Account Number 419869-6*

*Please include Membership Number and Name,*

*and group, and make sure you include the purpose of the payment;*

*e.g N Moyes; Annual Subs; 138; Swan Group; Woodturners Association of Western Australia*

## WAWA Shopping Centre Displays

- 3May-8May2010----Kingsway City Shopping Centre  
8Jun-12Jun2010----Kardinya Shopping Centre  
30Jul-1Aug2010----Craft Show Claremont  
6Aug-8Aug2010---- Wood Show Claremont  
30Aug-4Sept2010----Phoenix Shopping Centre  
21Sep-26 Sep 2010--Melville Plaza Shopping Centre  
26 Oct-30 Oct 2010----Southlands Shopping Centre  
Burrendah Boulevard, Willetton  
29Nov-4Dec 2010----Centrepoint Midland

*The following people may be contacted regarding Shopping Centre Displays:*

*Brian Fowlie ..... 93103161*  
*Les Small .....93646143*  
*Neil Piper - .....9496-3722*  
*Elaine Boyd - .....9592-2232 (Rosters)*