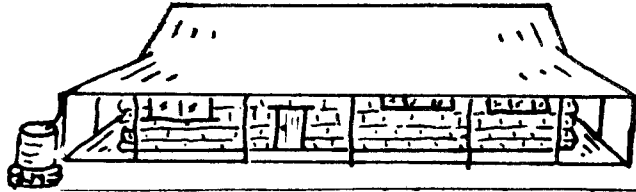


The Official Newsletter of the

WOODTURNERS

ASSOCIATION OF WESTERN AUSTRALIA



McQUEENS CARAVAN PARK - NORTH ENEABBA

- * BRAND HWY. 22KM NORTH OF ENEABBA.
- * BUSHLAND & WILDFLOWER SETTING.
- * CARAVAN & TENT SITES.
- * MUDBRICK UNITS W/- COOKING FACILITY.
- * CALL IN AND TALK WOODTURNING WITH KEITH

PHONE 099 55 2030.

POSTAGE
PAID

March Meeting This meeting is on again!! Australian Agricultural Machinery
79 Abernathy Road Belmont 21st-22nd March 1987 Lathes - Demos - Sales With
videos on turning. No competition. Bring things of interest. Bring a casserole
for Social Evening Any enquires Please Phone 2951867

M.J.RUNDLE
26 NORBURY CRES
CITY BEACH. 6015.

13.

REGISTERED BY AUSTRALIA POST. PUBLICATION NO WBG1883

The Official Newsletter of the


WOODTURNERS

ASSOCIATION OF WESTERN AUSTRALIA

Number 8 FEBRUARY 87

Murrostone

Juggs 559



REGISTERED BY AUSTRALIA POST. PUBLICATION NO WBG1883

W. J. Rundle
26 Norbury Cres
City Beach

Office Bearers



PRESIDENT:

Midland

Keith McQueen,
McQueens Caravan Park.
ENEABBA - (099) 552030

SECRETARY & TREASURER:

Midland

Pam McQueen,
McQueens Caravan Park,
ENEABBA - (099) 552030

VICE-PRESIDENT:

John Shinnick,
22 Shines Cres.,
BRUNSWICK JUNCTION -
(097) 261020

NEWSLETTER EDITOR & COMMITTEE:

Ivor Bridges,
4 Grancy Ave.,
MUNDARING - (09) 2951867

COMMITTEE:

Mike Kenny,
30 Heppingstone Rd.,
BRUNSWICK JUNCTION -
(097) 261038

Keith Stout,
18 High Peak Place,
LESMURDIE - (09) 2917682

Ern Margetts,
97 Zenobia Street,
PALMYRA - (09) 3392843

Geoff Barkla,
P.O. Box 115,
KALAMUNDA - (09) 2934330

Wayne Mullholland,
Mullewa Hospital,
MULLEWA - (099) 611002

Milton Rundle,
26 Norbury Cres.,
CITY BEACH - (09) 3859559

Morris Penny,
4 Nairn Court,
PT. DENNISON -
(099) 271353

EDITORIAL:

On a recent trip in the south of our State I came in contact with a number of Woodturners. One thing that cropped up a few times was that 3 or 4 groups were making an effort to become The Woodturning Centre of the South West. This would mean a lot of competition. We have seen, as an Association, that cooperation can achieve perhaps a better goal.

One group has concentrated on design before the mechanics of woodturning and is striving to evolve an Australian style or design in turning. This is something that could boost the whole appeal to tourists and might even spawn an export market.

We members of the Association are today benefiting from trees planted in gardens and on larger properties many years ago. We should, as an Association or, as individuals, consider planting trees that could be used by turners and other craft people in 40 or 50 years time; when there may be only pine trees where there are now native forests. A suggestion is that the Association could make trees available to farmers or such for this purpose.

Editor.

APOLOGY:

Apologies from Keith in not writing a President's address through pressures of work. He is hoping to be back in harness before too long.

CALENDAR OF EVENTS:

- February, 21-22 -
John Shinnick's, Brunswick. Assoc. Weekend
- March, 6 - 7 -
Woolarama, Wagin.
- March, 9-14 -
Southland Shopping Centre.
- March, 21-22 -
Belmont - CANCELLED - Assoc. Weekend
- April, 4-5 -
Cross Electric, Bunbury. Assoc. Weekend
- April, 13-18.
Melville Plaza.

BRUNSWICK JUNCTION - February 21 - 22, 1987.
John Shinnick's, 22 Shines Cres., Brunswick.

ACCOMMODATION: LESCHENAULT INLET CARAVAN PARK
AUSTRALIND Phone 097-371095
Mention W.A.W.A. for Discount Bookings.

3 Beautiful Camphor Laurel Trees have been made available for the Saturday. We will need 30 Utes or Trailers to cart away the wood. Bring your chainsaw and paint brush for end sealer and packed lunch and thermos.

B-B-Que tea Saturday night, B.Y.O.

For those not Wood gathering, usual Demo's held at John's home with a special class for the ladies in Lace Making. For information contact Yvonne on 276.8781.

Remember Competition. "Open" 10"-15" segmented Lazy Susan. "Novice" 6"-8" Bowl x 2"-3" high.

LADIES:

Basic easy steps in Bobbin Lace making will be demonstrated by Yvonne Ratcliffe at Lyndels Crafts in conjunction with the February meeting at Brunswick Junction.
To learn the stitches you will need -

Bobbins ... 6 to 8 pairs

Lace Pillow ... 16" - 18" square ply
3 pieces of carpet underfelt (3 sizes - smallest piece first)

Cover board with felt and fix with drawing pins.

1 Draw String Cover

1 Square Cover Cloth

- or -

Piece of Polystyrene
approx. 12" x 14" x $\frac{1}{4}$ " thick.

Covered with plain cloth cover.

Also - Stainless Steel Pins or Dressmaking Pins
No's 40 or 60 Crotchet Thread (20 will do)
Pin Cushion.

TURNERS & CARVERS COMPETITION: - TIME EXTENTION -

The bowls for this Competition are to be brought to Brunswick in February. It has been proposed that turners turn a bowl and a carver carves and finishes it. The turner and carver of the winning bowl receive a prize of \$50. The bowls will then be sold and the proceeds divided between both clubs.

- 1) The carvers can handle up to 10 bowls.
- 2) Jarrah, Silky Oak, Jacaranda, and other hard woods are suitable for carving. (NO PINE).
- 3) The size should be between 8" - 12" and the wall thickness should not be less than a $\frac{1}{4}$ ".
- 4) Suitable shapes would be - see below -
- 5) Lots would be drawn to distribute bowls.
- 6) The carvers would present the bowls, in person, at a later meeting, to be arranged.



SUGGESTED SHAPE BOWL CARVING



The Ultimate in Professional Wood Turning Lathes

2 MODELS ILLUSTRATED
HEAVY IRON CASTINGS
FOUR SPEEDS - V BELT
OUTBOARD TURNING
36" BETWEEN CENTRES
6" SWING



FLOOR LATHE



BENCH LATHE

ACCESSORIES AVAILABLE

Manufactured by
F. & R. TOUGH PTY. LTD.
Ironfounders, Engineers & Toolmakers
BELMONT, WESTERN AUSTRALIA

WAGIN WOOLARAMA:

FRIDAY & SATURDAY, 6th. & 7th. March, 1987.

This is a Big Event - expected attendance, 18,000 people. The Association have been invited to demonstrate and sell at this weekend. The display will need to be set up Thursday, 5th. March.
This is a widely advertised show.

EXHIBITIONS & SALES OF WORK:

The Association will be at the following venues. Past sales at Shopping Centres have been very profitable. Anyone wishing to sell items will have to get a list of the same to the organiser on the Friday prior to the Monday commencement. All items to be sold must be delivered on the Sunday morning, labeled for owner recognition and priced. A lathe will be available at each venue. A lot of support will be required to sell and demonstrate, so come forward and help.

SOUTHLANDS SHOPPING CENTRE:

Monday, 9th. to Saturday, 14th. March -
Contact - John Lillywhite - 339.2359
List of items to John by --- Friday, 6th. March.
Items for Sale delivered
to Shopping Centre) --- Sunday morning - 8th. March.
Lathe loaned by ... Dave Eyres.

MELVILLE SHOPPING PLAZA:

Monday, 13th. to Saturday, 18th. April -
Contact: Ern Margetts - 339.2843
List of items to Ern by --- Friday, 10th. April.
Items for Sale delivered
to Shopping Centre) --- Sunday morning - 12th. April.
Lathe loaned by ... Ivor Bridges.

CROSS ELECTRICAL SUPPLIES

PTY.
LTD.

90 BLAIR STREET, BUNBURY — Telephone 21 5858, A/H 25-7829

CROSS ELECTRICS BUNBURY: Grand Opening of new showrooms is scheduled for Thursday 2nd April to Sunday 5th April. Demonstrations by Mike Darlow and Wattle Products will be held on Thursday, (Thursday Evening late night shopping) Friday, Saturday morning, then Saturday afternoon and Sunday usual Association meeting with guest turner Mike Darlow demonstrating for members.
B-B-Que tea Saturday evening at a venue to be decided.

CROSS ELECTRICS WOODTURNING EXHIBITION
2nd April to 11th April, 1987.

To be held at Cross Electrics Showrooms.
Judging - Thursday Evening 2nd April by guest turner Mike Darlow. Exhibition will run till Saturday 11th April.
Exhibition Pieces are to be mailed or freighted to Cross Electrics by Saturday 28th March 1987. *cm*
Exhibition Pieces are the responsibility of exhibitor for returning of same.
Entry Forms and money close Saturday 28th March 1987 at Cross Electrics, 90 Blair St., Bunbury. 6230.
Entry Fee: \$5.00 for up to 5 pieces, 6 or more pieces an additional \$5.00.
Entry forms are accompanying this Newsletter. Remember this is a State Wide Competition, with 6 sections on woodturning, with \$1,000 in value for Prizes, so enter this competition and help us to make it a great success. (More news will be made available in next newsletter).
Exhibition pieces can be priced and sold after competition.

Prizes donated by: Cross Electrics, Tough Lathes Woodfast and some from entry money.

WANTED:

Woodturning articles for sale on stall at Subiaco Markets.
Contact: Aileen Reed, 6 Fairset St., Thornlie ...
459.6515

WOODFINISHING ON THE LATHE

This is a résumé of a talk on the subject of wood-finishing of lathework, given by Mr. Keith Johnson to members of the Woodturners' Association of Western Australia who attended the weekend camp at Stoneville on Friday 16th, Saturday 17th and Sunday 18th January 1987. The only finishes discussed were: Glosslacquer, Semi-glosslacquer and waxed finishes.

Surface preparation:

It can not be too strongly emphasized that the quality of the finish on the end product depends on the attention given to the surface preparation prior to the application of the finish. No amount of "finishing" is going to compensate for a poorly prepared base as any small defect will be greatly magnified under the finish.

Sanding: 3 Steps

1. Start with 100 grade
2. Next use 180 grade
3. Then 240 grade.

Use "Fre-cut" aluminum oxide abrasive papers available from J.H. Wilberforce Pty. Ltd. 37 Clune Street Bayswater, or from Watty1 (W.A.) 85 Beechboro Road Bayswater.. When using 180 and 240 grades it is important to remove the marks left after using the coarser grade. It pays to "hand sand" larger surfaces, e.g. inside bottom of bowls, with the grain to remove across the grain scratch marks left by machine sanding. After fine sanding with 240 grade paper, brush on a watery thin coat of shellac finishing with the grain. The proportions of shellac/methylated spirits must be such that no brush - or overlap marks are visible when dry. This coating acts as a sealer as well as raising the grain. When thoroughly dry, sand again with 240 grade paper or 3/0 Steel wool.

Finishing procedures:

- A. Semi gloss lacquer with a bit of a shine.
- B. Semi gloss lacquer from a pressure pack can .
- C. Waxed finishes.

- A. Semi gloss lacquer (spray gun application)
Code 885/60% gloss Mirothane
Code 126 Lacquer thinners.
Available in 4 litre cans only from
J.H. Wilberforce.

On Blackboy: After fine sanding apply sizing coat of very thinly watered down P.V.A. glue (Selleys etc). While still wet rub in with fingers Walnut Quirk-0 or Oak Quirk-0 (Wilberforce) depending on colour. It is best to darken the Quirk-0 with acrylic tinters or ochres. Sand when dry (240 grade), apply Shellac sealer coat, sand again when dry (240 grade or 3/0 steel wool).

On Jarrah:(larger objects)

Fine sand, brush on Shellac sealer coat, finishing with the grain. After sanding, fill in the pores in the wood with diluted Jarrah Quirk-0 darkened with red oxide and a pinch of lamp black. This filler should also be slightly darker than the timber. Sand again when dry, apply Shellac sealer coat and sand once more.

On Jarrah:(small objects)

Same as for larger objects but omit Quirk-0 treatment.

Application of finish:

Any low pressure spray outfit, including the Electrolux Vacuum cleaner spray gun or similar can be used. Thin down 885 lacquer with 126 thinner in approximately 50/50 proportion. Apply up to 3 coats, recoating as soon as the previous coat is touch dry. Allow to harden for at least 24 hours. Sand down on lathe with 240 grade paper or 3/0 steel wool (1000-1200 R.P.M. i.e. 2nd slowest speed on Tough lathe). Buff surface with No.2R Repo cutting compound applied with damp cloth. Wash off all traces of compound with copiously applied water (wash in bucket). Dry with soft cloth (tea towel). **SEE NEXT NEWSLETTER**



NORTHERN MACHINERY

UNIT 5, 136 BALCATTA ROAD, BALCATTA 6021, WESTERN AUSTRALIA
TELEPHONE: (09) 344 5884

29th Jan, 1987

Woodturners Association of W.A.
c/- Ivor Bridges, 4 Grancey Ave,
Mundaring.

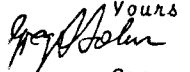

Dear Sir,

It has come to our attention that is a general belief in the Association that Northern Machinery will no longer be stocking woodturning equipment of any description. This is not so.

We have decided to no longer stock craft supplies ie project components such as, peppermill grinders, salt grinders etc. We will however, concentrate on lathes and the associated accessories and turning tools as well as some finishes such as sanding seals, goblet and salad bowl finish, friction polish and carnauba wax.

We would greatly appreciate your placing a notice to the above effect in the next edition of the associations newsletter.

In closing may we extend our sincere thanks for members patronage in the past and recommend Cross Electrical Supplies in Bunbury for their future craft project component requirements

Yours faithfully,
 
Greg. L. Solin John M. Rayner
Managers

PUBLICATIONS RECEIVED.

Central Coast Woodturners Soc	N.S.W.
Hunter Valley Woodturners Soc.	N.S.W.
Tamworth @ District Woodturners Club	N.S.W.
Woodturners of the Goulburn Valley	Vic. (
Woodturners Soc of Queensland	Qld.
Peninsula Woodturners Guild	Vic. (
South Australia Woodgroup	S.A.
Woodcraft Guild Tasmania	Tas.

ODE TO THE DOWELLS

I'VE HAD SOME CONTRACTS IN ME TIME,
AND DONE SOME FUNNY JOBS.
SOMETIMES I'VE HAD TO USE ME BRAINS,
TO MAKE A COUPLA BOBS.

THE OTHER DAY A HIRSUTE LAD
WHO WED ME ONLY DAUGHTER.
HE RINGS ME UP AND SAYS "HEY DAD-
I THINK THAT YOU SHOULD OUGHTER;

DO A LITTLE JOB FOR ME,
THERES REALLY NOTHING IN IT.
WITH ALL YOUR GEAR, AND ALL YOUR SKILL,
IT WONT BUT TAKE A MINIT".

I GRABBED ME NOTEBOOK HANDY BY,
AND TOOK DOWN ALL THE DATA.
IT SEEMS HE WANTED ME TO MAKE ,
SOME THINGS FOR HOLDING PAPER.

IT WAS A SIMPLE JOB FOR ME,
BUT IT TURNED OUT QUITE RUM.
HE WANTED "POLISHED JARRAH DOWELLS"
FOR THE PAPER FOR HIS BUM.

I TOOK ME CHISELS AND ME LATHE,
I USED A PIECE OF WOOD.
I TURNED UP SOMETHING BEAUTIFUL,
I DID THE BEST I COULD.

SO WHEN YOU VISIT No9,
AND REST UPON THE PAN.
JUST SPARE A THOUGHT,
FOR THAT OLD GUY -THE COLLIE ARTISAN.

WHO MADE THE BESTEST PAPER ROLLS
THAT EVER EYES HAVE SEEN.
AND HOPES HIS LITTLE CHORE OF LOVE,
WILL HELP TO KEEP YOU CLEAN.

J. Wallace,
Collie.

STONEVILLE Y.M.C.A. CAMP:

This was thought by most members, to be the best venue, up to date, that the Association has had use of. Thanks to Ern and June Margetts and their arrangement with Bill and Olly Turner, the resident caretakers, everything ran very smoothly.

There were two main demonstrations. One by Gordon Wilkins who exhibited some splendid and unusual bowls. Gordon then showed the members how he made them. The other dem was by Keith Johnson - on finishing from coarse sanding to final waxing. Keith also listed a number of products available from a company in Bayswater (the name of which I can't remember), which he uses to get a variety of very good finishes, it is hoped to print most of this information in the Newsletter.

On Saturday evening members proved to be a very interested audience of Mark Binns, a new member, who is a flute maker and player. Mark showed and played flutes made from porcelain, bamboo, pottery and a wide variety of woods. It would seem that turning a flute on the lathe could be the easy part, the real art is in the tuning. Mark would like to try more woods so any small diameter pieces about 8" long, he would welcome.

Thanks must go to Milton Rundle who not only sold the electrical fittings, but organised the turning competition, voting and door prize drawing.

John Shinnick, very ably carrying on as President in the absence of Keith and Pam, commented to the general meeting that without Keith and Pam we seemed to be like a cog with some teeth missing.

On the subject of Presidents, we were pleased to host the President of the Woodcraft Guild of Tasmania, John Marshall. John agreed to present the prizes to the competition winners and also gave us an idea of how things were progressing with their own very new Guild in Tasmania and welcoming any W.A. members to look them up when over there. John had the pleasure of presenting the Long Boring Drill to Keith Stout, Ken Gale won the novice section with some, not very novice, buttons - they were excellent. Laurie Lynch won the door prize. Later when the formalities were over, during lunch, in a very nice gesture between fellow craftsmen, Keith Stout gave his winning goblets to John Marshall as a memento of his visit to our Association weekend at Stoneville. John accepted the goblets and thanked the members for the warm welcome he had received.

Thanks to the many members who do their bit at these weekends. A special thank you from us all to Ern and June for making this first, but I am sure not the last, meeting at Stoneville - a success.

Ivor.

LOST AND FOUND:

Lost ... Possibly at Stoneville -
Ladies money purse belonging to Peg Stout.
Contact .. 291.7682

Two C Spanner, used on 6 in 1 Chuck, on the
Tough Lathe at Stoneville.
Contact .. Keith Johnson - 364.6082

Found ... Brown Vinyl Spectacle Case.
1 pack Photographs
Contact .. Ivor Bridges - 295.1867

1 Red Blanket
1 Pillow
Contact .. Ern Margetts - 339.2843.



TELEPHONE 272 3991, 272 4418
A/H 095 721 541

POWER TOOLS AND MACHINERY SALES

SHINANO AIR TOOLS

Distributors for: Metabo, Makita, A.E.G., Black & Decker,
Elu, Star, Iwata Spray Equipment, Welding Equipment, Router
Cutters, Leltz Cutters.

R. W. (Ray) Ramage
MANAGER

92b Beechboro Road
Bayswater, 6053

WOOD LATHES
WOODWORKING
TOOLS
EQUIPMENT

See our full range of Stormont Archer woodturning chisels

Distributor
camden
agencies

1062 Beaufort Street, Bedford, 6052. Telephone: 272 4911

BUNBURY MEETING:

Here is a resume of a week-end at my home in Bunbury. Fifteen enrolled for the weekend. Some came from afar off, Kevin Inkster and Alan Porter from Nannup and Stan Prideaux, who is 84 years young and a keen wood turner, from Narrogin. Stan has joined the Association.

Saturday evening saw an enjoyable barbeque in our front garden.

On the woodturning side of things, many different timbers were used. Rob Anderson, of Bunbury, recently returned from New Zealand and provided many pieces of Fiji and N.Z. timbers. Lathes of which we had all told - four - Cross Electrics of Bunbury have for us on permanent loan a Durden and John Shinnick and I provided two. There was a pile of timber for members to help themselves to, including English Oak and Camphor Olive, and there is still some left.


Pat O'Connor.

T-GEM WOODWORKING LATHES BUILT TO DO THE JOB

Two models available.
Four speed, live centre, hollow tailstock,
outboard turning facility all standard.

5/28 Prindiville Drive, Wangara,
Western Australia 6065

Phone: (09) 409 8030 for details
AGENTS & DISTRIBUTORS WANTED



MEMBERSHIP APPLICATION

/ /

Name _____

(PLEASE PRINT CLEARLY)

Address _____

POST CODE _____

Telephone (H) _____ (W) _____

Lathe details _____

Subscription: Nomination Fee \$10 Annual Fee \$12 Total \$22

Payable to: The Treasurer, Mrs P.J. McQueen
Woodturners Association of Western Australia
McQueens Caravan Park
Eneabba, WA 6518

NEWSLETTER: 2 issues only will be sent to non financial
or prospective members.

Do you wish to have your name added to the list
circulated through the magazine to the membership.

YES

NO