


THE WOODTURNERS

ASSOCIATION OF WESTERN AUSTRALIA INC



PRESIDENTS COMMENTS	2	COMPETITIONS	4
FROM THE COMMITTEE	2	HANDY TIPS	4
WEEKEND CALENDAR	2	FINISHING BLACKBOY	5
DEMONSTRATIONS	2	FROM THE EDITOR	6
CHRISTMAS MEETING	3	MEN OF TREES	6
WORKSHOP MEETNG	3	SAW SHARPENING	7
		ASSOCIATION COMMITTEE	7

No:55

DEC./JAN. 1994/95

If undelivered return to
Woodturners Association of W.A.
P.O. Box 941
West Perth 6872

Print Post Approved
PP643938/0039

**SURFACE
MAIL**

**POSTAGE
PAID
AUSTRALIA**

BY AIRMAIL
-025 WESTON POINT ROAD
EAST PERMANTLE 6155

W.A.W.A. GROUPS MEETING TIMES, DATES AND VENUES.

- AVON VALLEY.** 3rd Thursday. 7.30pm Venue. High School. **Temporarily in recess.**
- BUNBURY.** 1st and 3rd Wednesday. 7pm. Cross Electrics.
- BUSSELTON.** 1st and 3rd Wednesday. 7pm. Venue. High School.
- CENTRAL/MIDLANDS.** 4th Saturday of every month. Moora High School. (Depending on availability of venue).
- CENTRAL/SOUTHERN.** 2nd and 4th Wednesday. Brookton District High School.
- COLLIE.** Sundays 9.15am to 4pm. Various home workshops.
- KENWICK.** 1st and 3rd Wednesdays. 7.30pm Liddlelow Homestead, Cooper Avenue, Kenwick.
- MANDURAH.** Every 2nd Tuesday 3pm from 15th February. Mandurah High School, Gibla Street, Mandurah. Check with Convenor for locations during school holidays.
- MELVILLE.** 4th Thursday. 7.30pm Palmyra Recreation Centre, Cnr Murray Rd and Canning Hwy, Melville.
- MIDVALE.** 1st Friday. 7pm At the rear of The Woodturning Centre, Stanhope Gardens, Midvale.
- MUNDARING.** Every Friday. 7.30pm. Old Parkerville Primary School, Cnr Dura Road and Riley Road, Parkerville.
- NORTH OF RIVER.** 4th Tuesday. 7pm WOODSTOCK 13 Cressall Road, Balcatta.


PRESIDENT'S COMMENTS.

Many hands make light work. As individuals, we cannot complain about the Association, its activities, or the Newsletter, if each and every one of us is not prepared to chip in and help. Each one of us in the Association, can and should be contributing in some way. If you can stand back and take a look at who is contributing to the local groups, the weekend workshops, the newsletter, you will notice it is always the same old faithful group of people. Is this fair? Should we complain when we are not happy with something if we as individuals are not contributing anyway? EACH ONE of us has some skill or ideas that we can contribute. To be successful, we need YOUR contribution.

To quote John F Kennedy, "Ask not what my country can do for me, but what I can do for my country". I'd like each and every member to ask themselves "WHAT CAN I DO FOR MY ASSOCIATION ?"

From my family to yours, have a happy and safe Christmas.

Russ.



**SHAVINGS
FROM THE COMMITTEE**

NEW HEADQUARTERS.

During October, two prospective sites for WAWA Headquarters were inspected by the Committee. The first at Alexander Park, showed definite possibilities, but parking would be a problem. A second site at Wandi, was visited by a good number of interested members as well as the Committee. The concensus was, that while quite suitable as a venue, it was too far out of the city.

THE KEITH STOUT AWARD.

At the Collie meeting in October, it was decided to rename the Perpetual Trophy, THE KEITH STOUT AWARD, in recognition of Keith's support to WAWA over many years.

Neil Piper.

MEMBERSHIP RENEWAL.

To remain a financial member, your membership renewal (\$20) is due by the 31st December, 1994.

DON'T DELAY, SEND IT NOW

to: Mrs Cheryl Russell JP
19 Mopsa Way
Coolbellup WA 6163

ASSOCIATION WEEKEND CALENDAR.

Date: 10th December, 1994 (one day only)
Venue: "Beau Don" Room, Gloucester Park, East Perth. [Christmas luncheon].
Competition: Best thing turned in 1994.
Host Group: Committee.
New Deadline
for Bookings: 6th December, 1994. See next page.

Date: 21st January, 1995 (one day only)
Venue: Loftus Community Centre, Leederville.
Competition: Any two items of wooden jewellery.
A pair counted as one.
Host Group: Kenwick.

Date: 18/19th February, 1995.
Venue: Tom Pearson Pavilion, Brunswick.
Competition: Goblet/s. Beginners 1 goblet, Intermediate and Open, a matched pair.
Host Group: Bunbury.
Accommodation
details: See below.

Date: 18/19th March, 1995.
Venue: Loftus Community Centre, Leederville.
Competition: Lidded box with lid inlay.
Host Group: Melville.

DEMONSTRATIONS, EXHIBITIONS, SALES.

21-22nd January 1995 Hobby Spectacular, Claremont Showgrounds.

7-11th March 1995 Phoenix Shopping Centre, Rockingham Road, Spearwood.

Members interested in participating, please contact Ray BOWRA (09) 349 9310 or Len NICHOLLS (09) 339 6490.

WAWA WORKSHOP MEETING 18/19th FEBRUARY. Showgrounds BRUNSWICK JUNCTION.

Turn off Southwest Highway into Ridley Street. Format to be similar to previous years.
Convenor: Mick Johnson, MC: Taj Zaremba.

SPECIAL ATTRACTION: Tour of Leschenault Winery.

Saturday evening meal - Webber Cooked Beef with Salads etc. \$8.00 a head at Brunswick Fire Station.

Accommodation.

Brunswick Tavern.	Phone: 097 261032
Brunswick Caravan Park.	097 261544
Leschenault Inlet Caravan Park.	097 971095
Evendom Bush Log Cabins. Burekup.	097 263012
Harvey Wagon Wheels Motel.	097 291408
Home Stay, Contact Rod Williams.	097 971248

**WAWA CHRISTMAS MEETING.
SATURDAY 10th DECEMBER, 1994.
LUNCHEON AND PRIZE PRESENTATION.**

VENUE: "Beau Don" Room Gloucester Park.
Nelson Avenue, East Perth. Ample free
parking in the grounds.

BOOKING: \$18.00 per person. If you haven't
already done so, make your reservation
now by phoning Max or Mavis Hayles
(09) 349 4125.
Booking deadline: 6th December.

COMPETITION: "Best thing turned this year".

EXHIBITS: Exhibits for competition and "Show and
Tell" will be set up between 10.30am and
noon. Winners in all three categories
during the year are invited to display
their exhibits.

PROGRAMME:

10.30 - 12.00 Set up exhibits.
11.30 Members and guests arrive to be greeted
by President and Committee members.
Fellowship. Cash bar will be open.
12.00 OPTIONAL. Enjoy a walk to WACA
ground for a guided tour of facilities and
cricket museum.
1.00 pm Luncheon. **BUFFET MENU.**

Madras Beef Curry
Chicken a la King
Lasagne
Rice Pilaf
Assorted Pastry Platters
Anti Pasta Platters
Honey Baked Ham Platters
Garden Salad
Crusty Bread Rolls

Fresh Fruit Salad
Selection of Cheese Cake and Cream
Tea and Coffee

2.45 President's Address.
3.00 "Show and Tell".
3.20 Guess the Wood results.
3.25 Prize presentation "Best thing turned"
and annual cumulative points.
4.00 Close.

**DON'T MISS OUT.
RING MAX OR MAVIS NOW
(09) 349 4125
TO MAKE YOUR BOOKING.**

**WAWA WORKSHOP MEETING 21st January, 1995.
Loftus Community Centre, Cnr Richmond and Loftus
Streets, Leederville.**

The KENWICK group welcomes all members, partners and
friends to the first WAWA function of 1995. We trust that you
will all have an enjoyable day.

CONVENOR: Gerald Young.
MC: George Herring.
HANDS ON
INSTRUCTORS: Bob Sharpe, Neil Piper on mini-lathes.
TRADE SUPPLIER: Woodstock.

Competition Item: Any two items of wooden jewellery.
NOTE: A pair to count as one.

Saturday 21st January Only.

8.00 am Chuck Wagons arrive, venue set up.
8.30 Registration and fellowship.
9.00 Announcements.
9.15 "Model Making" Max Hayles.
10.00 MORNING TEA. Members please bring a
plate.

10.30 "Achieving Excellence in Woodturning"
Dean Malcolm (Denmark Woodturners)
11.30 "Dwellingup Fine Wood Project" Dave
Coates.
12.00 LUNCH. Bring your own or buy some at
local lunch shop.
Competition entries close, voting
commences.

1.00 pm "Incorporating new materials into Wood
turning" John Brooks.
2.00 "An anniversary clock" Neil Piper.
3.00 AFTERNOON TEA.
Competition voting closes.

3.30 "Design and Problem Solving"
Alan France.
4.30 "Turning Small Saleable Items"
Doug McKay.
5.30 President's Forum. (Please bring that
special item to share with us.)
Competition results.
Guess the wood results.
Clean up. Load equipment.

VOLUNTEERS REQUIRED.

**Do you have special skills which
could be shared with our members ?**

**If so, how about speaking to a
Committee Member so that they may
make use of those skills. There
are many aspects of our workshops
besides woodturning.**

Maybe you are just the one needed.

COMPETITION LEEDERVILLE, SEPTEMBER

Subject: TOY 60% turned.

This subject, at this time of the year, is intended to strongly supplement the WAWA toy collection for charity. Unfortunately, the response was not as great as we would have liked. One entry in Beginners, six in Intermediate and four in the Open. As usual, we had plenty of quality and imagination, but a bit short on quantity.

RESULTS.

Beginners: 1st Roger Goldthorp - Jarrah Marionette (61)

Intermediate: 1st David Devereux - Oak/Almond/Cedar Drumming Bear (42)
2nd Max Hayles - Various, Train (47)
3rd Gerald Young - Pine Dinosaur (43)

Open: 1st Bob Nichols - Cape Lilac Painted Ladybird (21)
2nd Alan France - Pine/Jarrah Jet Car (22)
3rd Ken Rex - Dachshund Dog (23)

Ladies Choice: David Devereux.

Congratulations to David Devereux who now moves up to Open Class. Thanks go to all competitors. Sixty members voted. Twenty Ladies voted.

COMPETITION COLLIE OCTOBER 94.

Subject: Candlesticks.

To make an item to a strict set of measurements is never easy, to make an identical pair is BL-----Y difficult. This was reflected in the number of entries in each class. Six in Beginners (one candlestick), two in Intermediate (a pair) and four in Open (a pair). This competition was judged by a panel and they had quite a difficult job to do !

RESULTS.

Beginners: 1st Joe Vogel - Peppermint (62)
2nd Jim McDonnell - Jarrah (63)
3rd David Hunter - Jarrah (61)

Intermediate: 1st Neil Piper - Jarrah (41)
2nd Roger Goldthorp - Banksia Cone (42)

Open: 1st Alan France - Sheoak (21)
2nd Harry Norman - Jarrah (22)
3rd David Devereux - Olive (23)

Ladies Choice: Alan France.

Only fifty four votes, after an effort like this from our competitors. More votes next time please !!

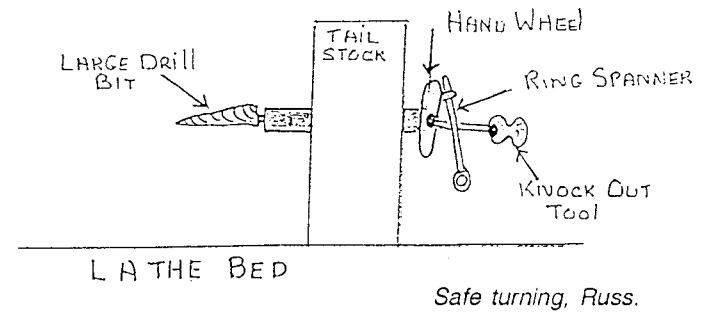
At last a successor to the post of competition organiser has come forward. GERALD YOUNG has been thinking about this for some time and needed very little arm twisting at Collie to get him to make up his mind. The bruises have probably faded by now and the shoulder reconstruction will be covered by HBF Gerald !

Thanks very much Gerald, I know you will do a great job. Slightly disappointing that one of the same old crowd is stepping in again instead of someone new. How about somebody volunteering to be Gerald's regular assistant, with a view to taking over eventually. Thanks again Gerald - MAAATE !

Happy shavings. Eric Walker.

HANDY TIPS.

- ✓ Try lifting your lathe by placing it on blocks of wood etc. This will help eliminate any back strain or problems. The top of the lathe bed should be in line with your navel. This means your turning is almost at eye level which also helps gain a better perspective of your work as you are looking straight at it instead of down onto it. Try it, you have nothing to lose but a bit of time and energy.
- ✓ Sizing spigots for spindles or legs, you can use an open end spanner to get the correct size of tenon. For instance, a 1 inch spanner gives you a 1 inch tenon to fit a 1 inch hole. A different and quicker way of hollowing out scoops is to drill out the centre of them instead of using the chisel.
- ✓ One way of cutting down vibration on a lathe is to build a box section in the centre of your lathe stand and fill it full of compacted sand. This absorbs vibration.
- ✓ A quick and easier way to drill on the lathe. When using a large drill bit to drill a large quantity of holes, an easier way to achieve this is, instead of turning the wheel on the tail stock by hand to drill, use the knock out tool in the tail stock, place a ring spanner on the handle of the wheel, and use knock out tool as a pivot to turn the wheel. (see diagram).



THOUGHT FOR TODAY ...

Who has the inspiration? Who the zeal? Who pursues his ideal with confidence in ultimate success? **The enthusiastic man.**

Enthusiasm is the vitalising spark; without it a man is a mere automaton; with it his work becomes a pleasure, his whole world brighter and better.

Although liable at times to make mistakes because of his ardent efforts (the man who does things necessarily makes more mistakes than the one who never attempts anything), he accomplishes infinitely more for himself and the world in general than the phlegmatic, wind-mill sort of individual who will not move until he is moved. The few mistakes he makes are quickly swallowed up by his numerous successes.

The man who succeeds, both professional and socially, does so in large measure because of his store of **enthusiasm**, for by it's stimulus he is led along paths which others "fear to tread".

If a thing is worth doing, it is worth doing well; get interested in it; put yourself into it; and draw everyone else along with you.

In short - **be an enthusiast !**

H R Harrower, M.D.

FINISHING BLACKBOY.

Keith Johnson.

The first thing to realise in the finishing of items turned from blackboy is that no two will be treated exactly the same. Treatment depends on:

- (a) Specie.
- (b) Condition. ie: whether very fibrous, full of worm holes, or the degree of cracking.

The first step is to shape on the lathe the article being made. After shaping, sand with 100 grit paper and then look closely at the piece to decide your approach. If there are only very fine cracks, use "Fix It" thin, and while still wet, sand so that sanding dust will mix into the cracks with the adhesive. Then spray with accelerator to set the "Fix It".

If the cracks are more open, then I use K36 Araldite which is a two part mix and quite thin when first mixed. This will penetrate deep into the cracks. It can also be mixed with sanding dust and pushed into cracks leaving the filling slightly proud.

Bard holes and large defects may be filled with K255 Araldite mixed with shavings and/or dust pushed into the holes again leaving slightly proud. (Araldite may be purchased from Fibreglass and Resin Sales, 111 Kew Street, Welshpool).

The article should be left at least overnight to dry and harden.

When dry, the bulk of the excess is taken off with a half round file and then re-sanded with 100 grit followed by 180 grit.

The next step will depend on the condition of the article. If it looks fibrous and hungry, then I will "glue size" it. "Glue size" with very thin araldite. Mix K36 and then thin with 300-400% lacquer thinners. This mix is then rubbed in well with a piece of rag. Bond Crete may also be used if thinned with water to the consistency of milk. Next day, when dry, re-sand, removing all surface traces of "glue size".

If after this, there is wide spread surface pitting, then I would use Watty Walnut Wood Stop putty thinned with lacquer thinners and slightly darkened with black ochre. This may be rubbed all over the blackboy with a rag or your fingers. When completely dry, re-sand to desirable fineness.

Check the whole surface for any imperfections inadvertently missed which can be filled with walnut Miro Wax.

Irrespective of what final finish is to be used, I will give two coats of very thin sanding sealer. When completely dry, sand with 320 grit paper and finish with lacquer, wax or polyurethane. If using lacquer, after 24 hours can be steel woolled with 0000 steel wool and burnished with Rustins Burnishing Cream.

All the above assume that the blackboy is a dark colour. If your blackboy is a golden colour, I would use Watty Oak Wood Stop putty as the filling medium and Oak Miro Wax for the odd imperfection.

I prefer using a lacquer finish and use Mirothane 885/60 thinned with 126 thinners. For sanding sealer, I use Mirothane 840 Precut. Experience will tell you how much or how little of the above steps are needed to get a first class finish, but they work for me.

Good luck with your blackboys !

HELPFUL HINTS from Alan Giddings.

BAND SAW BLADES.

★ Better Cornering.

For tight curves round the back of the blade with a coarse whetstone or diamond slip.

★ Recut Entry.

If blade is replaced in midst of a cut don't saw into kerf with new blade - this will dull new blade. Instead, start new cut from the other end.

★ Accurate Cutting.

1. Tension blade correctly.

2. With blade tracking correctly, bring guide blocks into line with bottom of the blade gullet.

3. Adjust blade support wheel just a fraction behind blade. Support wheel should only run when sawing.

4. A blade that tracks off in the same direction may be dull on one side - blade will lead to sharp edge.

QUICK SET CALIPERS.

Cut a piece of wood that tapers 1/2" to 3 1/2" wide. Mark widths that you commonly use. This provides quick gauge to set calipers.

CLEAN HANDS.

Wet Epoxy Glue on hands can be cleaned off with White Vinegar (which contains 5% Acetic Acid), on a clean cloth.

ECONOMY CHUCK FOR SMALL DIAMETER STOCK.

Weld two nuts, eg 1" x 10tpi together to make economy chuck. First turn your blank between centres, Taper one end from 15/16ths to 13/16ths and screw taper end into chuck.

FLAW DETECTOR.

To find any minute sanding defects on a bowl, use an aerosol spray to spray a light coat on the bowl with the lathe running. This will show up any hard to see faults. Use cardboard to catch overspray. DON'T spray on motor.

**IF YOU DON'T BELIEVE
IT IS A GREAT DAY,
JUST TRY MISSING ONE !**

CHRISTMAS GIFT IDEAS ...

SOUTHSIDE WOODTURNING, Myaree.

Phone/Fax: (09) 317 4066.

- ◆ AUSTOOL - 5 pce and 8 pce Boxed (Wooden) High Speed Steel Chisels. Handled and Unhandled.
- ◆ WELDBOND Aliphatic Glue (Yellow)
White Multipurpose Glue.
- ◆ JAPANESE WATER STONES.
- ◆ UK ACCESSORIES - Shipment due end of November.

BARNWELL ENGINEERING DEVELOPMENTS, Bayswater. Phone/Fax: (09) 272 8033

Bernard Barnwell advises that while they don't have any new products, they have made changes and improvements to their 36" and 48" lathes.

- The 36" now has a 1 1/4" dia headstock spindle with larger bearings.
- Both the 36" and 48" have revised tailstock assembly with a quill shaft and automatic knock out for the morse taper arbor.

FROM THE EDITOR

The search for a suitable headquarters for the Association continues and recently about 50 members and their wives inspected a possible site at Wandi. Although many thought it could be suitable, the Executive Committee, after due consideration, decided not to proceed.

The Committee would welcome input from members on a central headquarters. Please don't hesitate to put forward your point of view to President Russ or any other member of the Committee. The Committee is there to serve all members and they can only successfully do that if all members contribute.

On the point of contributing, it is important that everyone does so, especially in our weekend workshops. It is not good enough to leave it all to the same people. The more that help, the easier the load on all.

Some time ago, the invitation was extended for ideas on the weekend workshops but very few suggestions emerged.

- ◆ Are the workshops fulfilling the members needs ?
- ◆ Can they be in a different format ?
- ◆ How would you run them ?
- ◆ Should they be one day or two ?

Please forward your ideas.

Robin Halbert. Editor.

CONGRATULATIONS ...

To **JOHN RULE** for excellent results achieved at the 1994 Royal Show, including:

Most Points.

Open, Wood turning, blackboy or indigenous WA Timber: 1st place. Two pairs of lace bobbins: 1st.

4 egg cups: 1st place. Any article: 1st place.

Miniature: 1st place.

THE MEN OF THE TREES (Inc.)

Men of the Trees propose building an Education Centre at the nursery at Hazelmere. The Education Centre, designed by the late Bob Foote, will be constructed using materials that will be both aesthetically pleasing and environmentally friendly. It is intended to be in every way both a practical building and a fitting tribute to the man who gave so much of his skills and time to Men of the Trees.

The centre will enable Men of the Trees to develop important training programs as well as offering facilities to run workshops and seminars on a wide range of issues from landcare techniques, property planning courses, to youth training schemes, providing a focal point for the diverse efforts of groups with similar aims on environmental issues.

To raise funds for this venture, Men of the Trees are running a raffle. Purchase of a \$20 leaf ticket, will enable you to have the chance of going in the draw each month for a prize of \$1000. Each monthly winner is eligible and is re-entered into the remainder of the monthly draws. You therefore have six chances to win. The raffle will be drawn on the first Thursday of each month with results published in the West Australian the following Saturday. Only 2000 Leaf Tickets available for sale.

For further details phone Men of the Trees on (09) 250 1888 any day between 8.30am - 3pm.



**MERRY CHRISTMAS AND
A HAPPY NEW YEAR.**

WOODTURNERS ASSOCIATION OF WA (INC.)

Committee and Group Convenors and Secretaries 1994/95

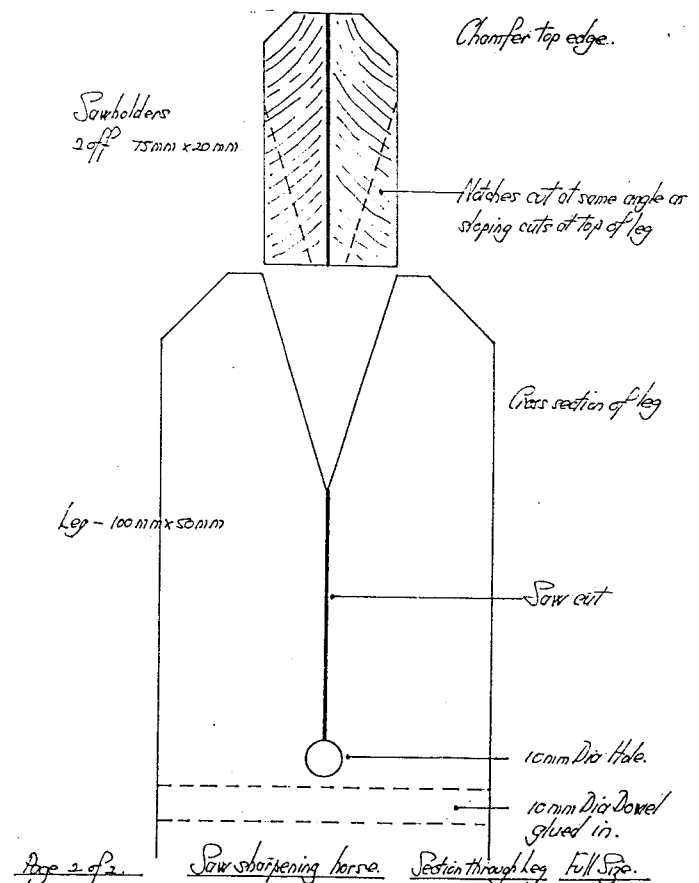
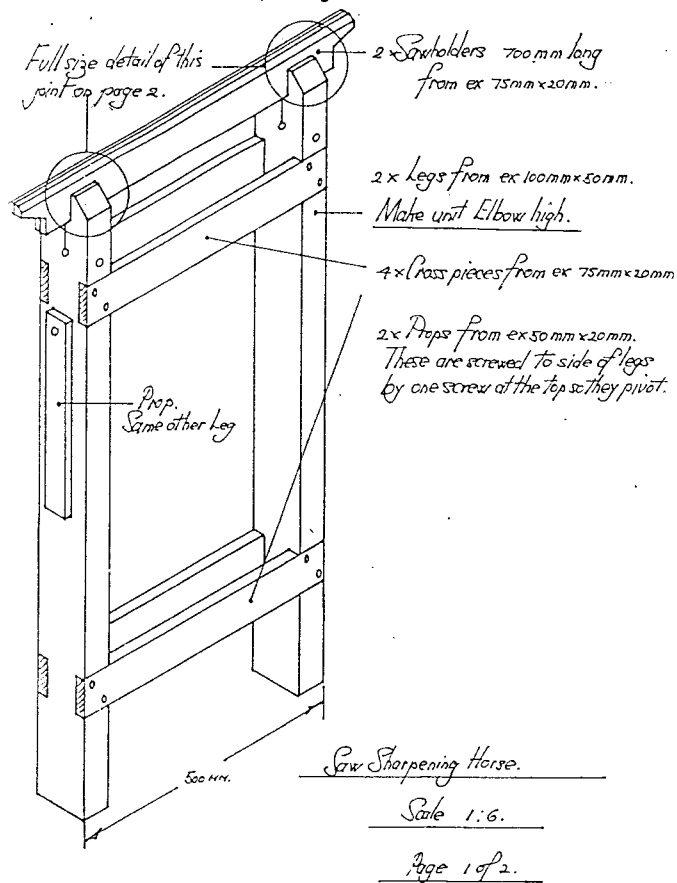
PRESIDENT Russ Russell Phone/Fax: 09 337 7631	VICE PRESIDENT Neil Piper Phone: 09 398 2387	SECRETARY Neil Basden Phone: 09 349 1082	TREASURER Millon Rundel Phone: 09 385 9559	PAST PRESIDENT Jon Croft Phone: 09 527 8048
COMMITTEE				
SHOP/C/SHOWS Co-ord. Ray Bowra Phone: 09 349 9310	MNTHLY W/SHOPS. Max Hayles Phone: 09 349 4125	VIDEO LIBRARIAN. Neil Piper Phone: 09 398 2387	Les Small Phone: 09 364 6143	Ian Gillon Phone: 09 446 6428
Jim Waters Phone: 09 446 1641	Kevin Pritchard Phone:	Alan Giddings Phone: 09 364 4930		
PROPERTY OFFICER Dig Constant Phone: 09 349 7637	MEMBERSHIP (Reg) Cheryl Russell JP 19 Mopsa Way Coolbellup 6163 Phone/Fax: 09 337 7631 Mobile: 015 382 953	EDITOR Robin Halbert PO Box 941 West Perth 6872 Phone: 09 322 2633 Fax: 09 321 1172		

CONVENORS AND SECRETARIES

Group	Convenor	Secretary
AVON VALLEY	Temporarily in recess.	
BUNBURY	Mick Johnson Phone: 097 21 4164	John Shinnick Phone: 097 26 1104
BUSSELTON	Ray Batt 097 52 1351	Charles Sexton 097 55 3445
CENTRAL MIDLANDS	Keith Lenane 096 51 1904	Les Lenane 096 51 1248
CENTRAL SOUTHERN	Bert Simmons 096 47 1010	Kevin Pritchard
COLLIE	John Wallace 097 34 1209	Joan Stanton 097 31 8291
KENWICK	Gerald Young 09 399 5002	George Herring 09 459 3664
MANDURAH	Ray Quadrio 09 535 2755	Neil Armstrong 09 534 3355
MELVILLE	Ron Goodson 09 364 2431	Cheryl Russell 09 337 7631
MIDVALE	Ken Locke 09 299 7370	Clem Stewart 09 274 6007
MUNDARING	Brian Adams 09 295 4486	Ken Hamilton-Brown 09 294 1008
NORTH OF THE RIVER	Ron Ahrens 09 447 9214	Peter Lowe 09 387 5268
TOM PRICE		

SAW SHARPENING.

Following his demonstration of Saw Sharpening at the AGM at Leederville, in September, Bob Lynn kindly sent us these sketches of his saw sharpening horse for those members who expressed interest and wish to "have a go".



WOODSTOCK

Timber Tools & Hardware PTY LTD

TIMBER

PINE
 JARRAH
 TAS OAK
 SHEOAK
 WANDOO
 TUART
 POPLAR
 ASH
 WALNUT
 CHERRY
 JELUTONG

MAHOGANY
 TEAK
 AM RED & WHITE OAK
 EBONY
 BLACKWOOD
 MALAY KAURI
 NYATOH
 MERANTI
 W.R. CEDAR
 OREGON

13 Cressall Road,
 Balcatta WA 6021
 Phone (09) 345 4522
 Fax: (09) 240 1014

LATHES TOOLS


SAWS
 JAPANESE TOOLS
 SINGLEY DRUM SANDERS
 SHARPENING STONES
 WOODTURNING TOOLS
 WOODCARVING
 SPOKESHAVES
 PLANES

10 JOHN STREET
 BENTLEY 6102
 PHONE 356 1653
 FAX 321 4200

CRAFT ACCESSORIES



Willetton Hardware



PRODUCTS
 Makita power tools, Triton work centre, Tough lathes, band saws, finishes, Woodfast lathes, clock movements, Sorby woodturning chisels, cutlery blanks, P&N woodturning chisels, barometers, thermometers, hygrometers

SERVICES
 Saw and tool sharpening, key cutting, Open 7-11/2 per week

CONTACT Philip R. Knowles
 PHONE (09) 457 8323
 ADDRESS 3-9 August St, Willetton WA 6155

W.A.'s



WOODTURNING CENTRES



CROSS ELECTRICAL SUPPLIES
 90 BLAIR STREET, BUNBURY
 PHONE (097) 21 5858

THE WOODWORKING CENTRE
 14 STANHOPE GARDENS, MIDLAND
 PHONE (09) 274 5655

ALL YOUR NEEDS FOR:

LEISURE ACTIVITIES WITH WOOD

WOOD LATHES: Tough, Woodfast, Teknatool, Durden, Vicmark

WE HAVE:

THE EQUIPMENT AND ASSOCIATED CRAFT ACCESSORIES
 CHISELS, BOOKS, VHS TAPES AND CAN ORGANISE YOUR LESSONS

SOUTHSIDE WOODTURNING SUPPLIES

SPECIALISTS IN WOODTURNING & WOODWORKING MACHINERY

- Wood Turning Lathes
- Dust Extractors
- Bench Grinders
- Thinknessers
- Lacquers & Finishers
- Clock Movements
- Bandsaws
- Table Saws
- Floor & Bench Drills
- Assorted Timbers
- Carving Tools
- Tiles
- Scroll Saws
- Wet Stone Grinders
- Linishers
- H.S.S. Turning Tools
- Brass Ware
- Cutlery Blanks

PHONE (09) 317 4066

Unit 2, Cnr. Blaikie & Malland Streets MYAREE


MAIL ORDERS WELCOME

precision WOODCRAFTS

CLOCK CRAFTS SUPPLIES AND ACCESSORIES

Quality clock movements, weather instruments, dials, numerals, musical movements, pen funnels and LOTS MORE.
 Also repairs.

MAIL ORDERS WELCOME



7 Wildwood Heights
 Leeming, W.A 6149
 Tel: 09-332 4481
 Fax: 09-332 6811

Wholly owned by Wagen Pty Ltd.
 ACN 009 177 593

ROTARY CHISEL

- THE CHISEL WITH THE EDGE -

- CUT GRIND SHAPE WOOD
- TUNGSTEN CARBIDE TEETH
- FAST SHAPING AND CUTTING
- OUTSTANDING FINISH
- SMOOTH AND PREDICTABLE
- GUARD ENSURES USER SAFETY

PH/FAX 097 91 1643
 P. O. BOX 1095 BUNBURY WA 6230

T-Gem

Wood Lathes

Australian Made
 3 Std sizes or to order

10" x 30" bc Live Centre, Camlocks
 16" x 36" bc Hollow Tailstock
 18" x 48" bc Indexing, No2 Morse

Barnwell Engineering Developments
 5/2, James Street, BAYSWATER,
 W. A. 6053 Ph or Fax (09) 272 8033