



The Official Newsletter of the



The Official Newsletter of the




Number 3 April 1986

POSTAGE
PAID

M. J. RUNDLE
26 NORBURY CRES
CITY BEACH. 6015.

13.

REGISTERED BY AUSTRALIA POST. PUBLICATION NO WBG1 33



REGISTERED BY AUSTRALIA POST. PUBLICATION NO WBG1883



Office Bearers

PRESIDENT - Keith McQueen, McQueens Caravan Park, ENEABBA - (099) 552030

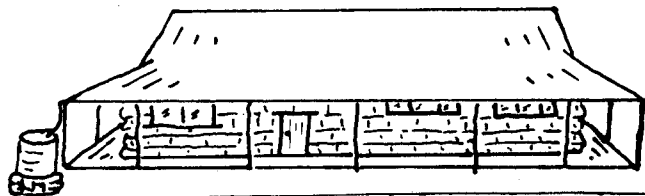
SECRETARY & TREASURER - Pam McQueen, McQueens Caravan Park, ENEABBA - (099) 552030

VICE-PRESIDENT - Cyril Jones, 12 Renou Way, BATEMAN - (09) 3324412

NEWSLETTER EDITOR & COMMITTEE - Ivor Bridges, 4 Grancy Ave., MUNDARING - (09) 2951867

COMMITTEE - Wayne Mullholland, Mullewa Hospital, MULLEWA - (099)611002

COMMITTEE - John Shinnick, 22 Shines Cres., BRUNSWICK JUNCTION - (097) 261020



McQUEENS CARAVAN PARK - NORTH ENEABBA

- * BRAND HWY. 22KM NORTH OF ENEABBA.
* BUSHLAND & WILDFLOWER SETTING.
* CARAVAN & TENT SITES.
* MUDBRICK UNITS W/- COOKING FACILITY.
* CALL IN AND TALK WOODTURNING WITH KEITH

PHONE 099 55 2030.

Editorial

This is our newsletter in it's new format. Before I go any further I would like to thank Cath Shinnick for typing the last newsletter and John Shinnick for the printing of it.

In the case of this newsletter, I have had a lot of advice and physical help from John Lathwell. The newsletter heading was designed and drawn by John, he is going to hate me for this, but I would like to thank him from all of you. Equal thanks go to Claire Jones who, working behind the scenes, is doing the typing for us.

The committee has excepted the design on the front of this month's newsletter as being the Club Emblem or Badge. This could later be used for lapel, pocket or tee shirt badges.

Now that the newsletter is taking shape, what is needed more than ever is response by the membership in the form of contributions, letters, tips, sales and wants.

EDITOR.

PUBLICATION OF NAMES AND ADDRESSES:

A motion was passed at the Brunswick meeting instructing the editor of the Newsletter to, from time to time, print a list of names and addresses of club members. It was felt by many at the meeting that this would make it possible to arrange shared transport to some of the distant locations of some of the meetings, there-by reducing costs and sharing the load of long distant driving.

Don't jump up and down - there is an escape clause in this motion. Anyone who does not want his name and address made public in this way will have to let the editor know.

Please let the editor know within a month after the April meeting, do not put it off ... as I would like to include this in our next newsletter.

Presidents Report

I was very pleased to see 44 members and many of their wives attending the Woodturners Association meeting at John Shinnicks residence at Brunswick Junction.

Many local timbers were collected and woodturning techniques freely exchanged. Our special thanks to Jim for locating various local timbers and leading the members on the wood collecting trip.

Everyone seemed interested in the array of chisels and woodturning accessories for sale, displayed by Cross Elec Electrics of Bunbury. We will endeavour to have similar items for sale at future meetings. Thirty-two bowls of great variety were entered in the competition, stimulating enthusiasm to try the different ideas. The F. & R. Tough prize of two Marple chisels was presented to the winner Joe Kelly of Attadale by Ivor Bridges on behalf of Tough Engineering.

As next month's competition will be a pepper mill and salt shaker, John Shinnick demonstrated the finer points of turning pepper mills. Pressure of preparing for the week-end and interruptions during the demonstration resulted in things going wrong - ask John about the trophy awarded for his effort !!

The ladies were not idle, and it was interesting to see the crafts - especially lacemaking - as there is much interest in lace bobbins at present.

A thank-you to Cath and the ladies who provided very welcome cups of tea and refreshments during the week-end. A successful and enjoyable week-end at an excellent venue.

Two successful workshop weekends have been held recently - one at Pat O'Connors, Bunbury, and another at Mandurah. I am pleased to see the club stimulating these weekend workshops.

There seems to be some confusion between the WOODTURNERS ASSOCIATION weekend meetings, which are social gatherings of members to collect and exchange different timbers and woodturning techniques. These are not intended as teaching workshops. The WORKSHOP WEEKENDS are privately run and the numbers restricted by the venue and the tutors available. These are "hands on" teaching classes. These workshop weekends must be booked and are at present around \$20 a woodturner, which does little more than cover expenses.

A woodturner from Queensland called at our Caravan Park at Eneabba and I gave him several pieces of W.A. timber. When he returned home he sent me several Queensland timbers turned into cylinders and a note saying he now had 115 egg cups in different timbers. This leads me to suggest a timber swap column in our newsletter to put collectors in touch with each other. Remember the expected influx of overseas and interstate visitors for the America's Cup is only six months away and these visitors will want Australian timbers .. so - "keep turning".

Looking forward to seeing as many members as possible at Northern Machinery, Balcatta for our April meeting on Saturday and Sunday, the 19th. and 20th.

Keith McQueen.

P.S. We now have 96 members.

Turning Competition

At the last meeting at Brunswick, the competition attracted about 25 beautiful bowls of varied designs, woods and finishes. A prize was awarded on behalf of F. & R. Tough of two Marples skew chisels. The winning bowl in sheoak entered by new member Joe Kelly of Attadale. Joe has been turning, on and off, for twenty years. He says he likes a challenge and among the things he has made are spinning wheels, looms and pot-stands. This was his first attempt at a bowl with a lid, The lid was taken off for the competition. Joe is also a metal turner and is prepared to do jobs for members. Contact through phone - 330.4327. Congratulations Joe.

For the April Turning Competition - the subject is a Pepper Mill and a matching Salt Shaker.
The prize for the winner of this event is a \$30.00 voucher from Cross Electric of Bunbury. The winner will be decided by a ballot of members on the Sunday morning.

PROGRAMME

--- APRIL MEETING ---

SATURDAY - 19th. April.

Meet at the Central Railway Station, Wellington Street, Perth for a visit to the Arts Council Display ... 10 a.m. to 11.30 a.m.

Make your own arrangements for lunch.

Meet again at 1 p.m. at Northern Machinery, Balcatta Road, Balcatta. Lathe work, etc.etc.

B.B.Q. Tea (bring your own meat, salads, etc., and drinks. Tea & coffee available).

To be held at Birralee Hall, cnr. Bates & Beatrice Streets, Innaloo.

SUNDAY - 20th. April.

Meet at Northern Machinery - 9 a.m. to 1 p.m. Picnic lunch at near-by park. Depart for home.

Woodturners - Please note

We would like to know by the 16th. April, if you will be attending. Please ring ... Ivor .. (09) 295.1867 or Cyril ... (09) 332.4412

Also ...

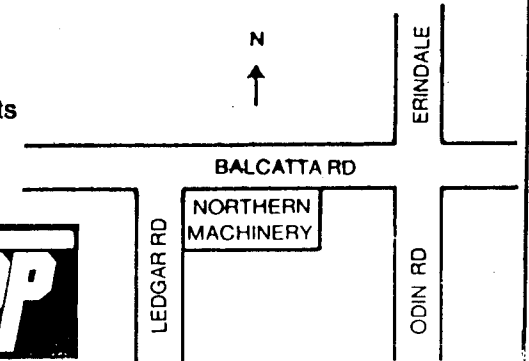
Partners are most welcome to join members on the Saturday morning at the Art Council and again, of course on Saturday evening for the B.B.Q. However, as Northern Machinery's premises are small and accommodation limited, we would also like to know how many will be coming so that an alternate programme can be arranged for the Saturday afternoon and the Sunday morning.

NORTHERN MACHINERY PTY. LTD.,

Unit 5, 136 Balcatta Road, Balcatta, 6021.

PHONE 344 5884

Contact: JOHN RAYNER & GREG SOLIN
Woodworking Machinery & Accessories
Woodturning & Woodcarving Supplies
Power Tools & Air Tools
Engineering Supplies
Electrical Repairs
Saw Sharpening
Router Cutters, Saw Blades, Drill Bits
Air Compressors, Air Line Fittings
Flexovit Abrasives
your local ...



JUNE MEETING: - Saturday and Sunday, 21st. and 22nd. June, 1986 at Mullewa.

More details at April meeting.
For the information of members planning to be there - sites are available at the Caravan Park or bookings can be made at either of Mullewa's two hotels.

FOR WOOD TURNING
STUDENT TRAINING

TOUGH

Manufactured by
F&R TOUGH PTY. LTD.
Ironfounders, Engineers & Toolmakers
BELMONT, WESTERN AUSTRALIA.

PATTERN MAKING
HOBBY WORK

TELEPHONE
(09) 277 1166

MEMBERS PROFILE:

In the first newsletter, I said I would be asking members for profiles of themselves. Asking where the interest came from; how they got started and may-be who encouraged them. The response has been good.

HOW I BECAME A WOOD-TURNER:

Hi Chaps! I greet all "Lathe Loving Lunies". I am sure our long suffering wives have names like this for us, perhaps less complimentary. No! Perhaps it's not the lathes we love but the glorious products of our lathe inspired imaginations, - the bowls, the goblets, the lamp holders, etc., which decorate our shelves. I might as well confess I have now run out of space. I managed to insinuate a few pieces into the lounge, where they have uncertain tenure.

Have you ever wondered why no one else, except adoring wifie seem to sufficiently admire our magnificent creations? And now we are in danger of loosing even this unstinting adulation as more and more of us invade the kitchen and want to use the microwave just when she is about to use it.

But I had better get to my theme suggested, I might say, by our worthy editor Ivor. As I began work in an engineering workshop and had been to the old Perth Tec., I always coveted a lathe of my own. I think it was in the early 20's when Bairds was perhaps the leading hardware shop in Perth. They had some beautiful small metal turning lathes I would have given anything to have. But I left the trade. Many years later I bought a hobby lathe. It had a bed about 20" long. I ground up a couple of carpenters chisels and made a couple of poor lampstands. Eventually I gave it to my son-in-law.

After my retirement this wood turning bug began to bite again and I considered a lathe at Andy's but \$300 seemed a lot to me. Then about 3 years ago I saw a nice little Tiawanese lathe at Midland Surplus Stores about \$150 plus tax. So I bought it and just managed to carry it out of the shop, motor and all, together with the basic Marple's

chisels. I "cut my teeth" on it if you don't mind the metaphor. I got two very good books from the Midland Library, my wife bought me a copy of Nish's "Artistic Wood-turning" and I was in business. I suppose for the money it wasn't a bad lathe, except it was meant to work off 220 volts and kept burning out condensers.

So I began to master the craft. I am still learning. Unless you are one of those masterly semi-professionals, you will know what I mean. But I got far enough along the track to realise that the little "pride of my heart" had its limitations and its aggravations. One day with a 10" jarrah disc I wanted to shape up for a bowl, the lathe jumped about so much I couldn't keep the chisel on the rest. So I said, "that's it little lathe, you are about to be moved out". I sold it at a slight profit, shopped around and eventually ended up at Tough's. I might say I didn't carry it out like a parcel. I borrowed a trailer and it took Ivor and three other blokes to load it.

Now this is not a "commercial" otherwise I would go into raptures about this beautiful piece of engineering. Let us just say it is marvellously versitile and splendidly designed. And with it came a wonderful bonus, a highly valued friendship with the leading hand, Ivor Bridges.

This is the wonderful thing about being a wood turner. It introduces you to a circle of maniacs like yourself. You can learn the jargon and be your simple self without being given the "raspberry".

Last October I made a trip to Kukerin and Lake Grace as they were without a Minister. I am a retired Methodist Minister and I went to help out. After the service at Lake Grace, where I used some of my pieces of wood turning as an object lesson for the children, a little boy said "There's a wood turner round the corner". After lunch he took me to his place. We were like long lost friends. I spent about 1½ hours with him. He showed me his work and I showed him my lts. We were buddies. His work was completely different from mine and mine from his. That is perhaps the best reason for being a "kinky" wood turner.

Ron Limb.

Turner to Turner

This is the part of the Newsletter where members can pass on hints that will benefit other members in the true spirit of the Association.

Tip No. 1.

This tip is one that I first read in a Gordon Stoakes wood-turning book. When turning with any attachment that screws onto the head spindle of your lathe, the leverage transferred from turning wood, into tightening the attachment is quite heavy. When you need to remove the attachment you will find you have a problem. A piece of leather, plastic or fibre washer, in the shape of a washer, placed on the thread immediately before the attachment will make this job easier as you will have cut out metal to metal friction.

Ivor Bridges.

Tip No. 2.

When green timber is cut, the loss of moisture through the ends, is more rapid than through the sides, and internal stresses are set up. If the rate of loss of moisture is sufficiently high, quite large cracks will form in the ends of the logs or of sawn timber. This is known as end-checking. MOBILCER M. is recommended as an anti end checking agent. It can be applied by knapsack spray, or special spray guns or by brush to the ends of the freshly cut logs or timber before air drying or kiln drying.

The emulsion dries to form a wax membrane which retards evaporation of moisture from the ends thus equalising the drying rates and greatly reducing the stresses which cause or accentuate cracking. The improvement in quality of sawn boards or logs is quite significant with most species of timbers.

This item was contributed by John Lathwell - taken from a Mobil Technical Bulletin.

Market Place

WANTED:

Secondhand Lathe and Tools ...

Contact .. B. Johnson,
12 Orchard Street,
PINJARRA .. 6208

(095) 311910

WANTED:

Better use of the .. "Market Place" ..
by members !!!

FOR SALE:

DURDEN L500 - WOOD LATHE

30" Between Centre's .. Head Spindle Right
& Left thread

10" Swing ... 1" dia. 10 T.P.I.

4 speeds ... Morse taper drive centre &
tail centre

6" Face Plate .. 6" & 12" Tool Rests

.... \$250.00

Contact .. Dolly Harrison,
29 Mark Street,
GERALDTON .. 6530

CROSS ELECTRICAL SUPPLIES

PTY.
LTD.

90 BLAIR STREET, BUNBURY — Telephone 21 5858, A/H 25-7829

FOR LARGE RANGE

- Woodlathes and Assessories
- Chisels, Waxes, Varnishes
- Books

ANYTHING FOR THE WOODTURNER

SALES OUTLET:

The newly opened Geraldton Art Centre, 130 Augustus St., Geraldton is looking for quality woodturning (or other quality crafts) to sell on a commission basis.

Interested? Phone ... Brian Hoey - (099) 218288

MOBILCER M - Available in 20 kg. cans. *(# 2158)*
\$25.60 plus Sales Tax plus freight.

Delivery may be able to be arranged through some country distributors.

Contact: Mr. Nick Suess, Mobil Oil, 191 St. George's Tc., Perth - 321.4191 : A/H 328.6617

Orders: Statewide Distributor, 14 Beete Street, Kewdale - 350.6777 : Toll Free (008) 199578.

For a wide variety of clock movements and accessories -
FORDLEL W.A., 6th. Floor, City Arcade Office Tower,
207 Murray Street, Perth - 321.7229.

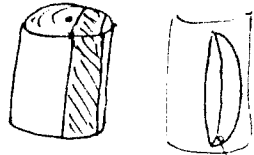
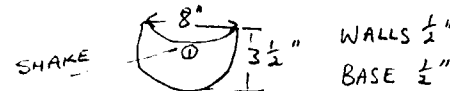
Suggested form for the recording of information on
Microwave Drying of Wood contributed by John Shinnick.

MICROWAVE DRYING OF GREEN TIMBERS

NAME J. SHINNICK DATE 24.11.85

TIMBER USED SILKY OAK DATE CUT.....

APROX SIZE & SHAPE WALL THICKNESS BASE THICKNESS CUT OF TIMBER.



WEIGHT	OVEN SETTING	COOK TIME	WEIGHT	TIME REMOVED	COOLING TIME	COMMENTS
1 LB 5oz	DEFROST	8 MINS	1.3 oz		15 MINS	SHAKE OPEN SLIGHTLY
1 2	"	8 "	1 2	3:15 PM	20	OPEN LITTLE MORE. VASELINE ON SHAKE
1 2	"	6	1 2	3:41	20	TOWEL WET
1 2	"	4	1 2	4:05	20	" SHAKE CLOSED A BIT
1 2	"	3	1 2	4:32		UPSIDE DOWN IN OVEN

OVEN USED.....


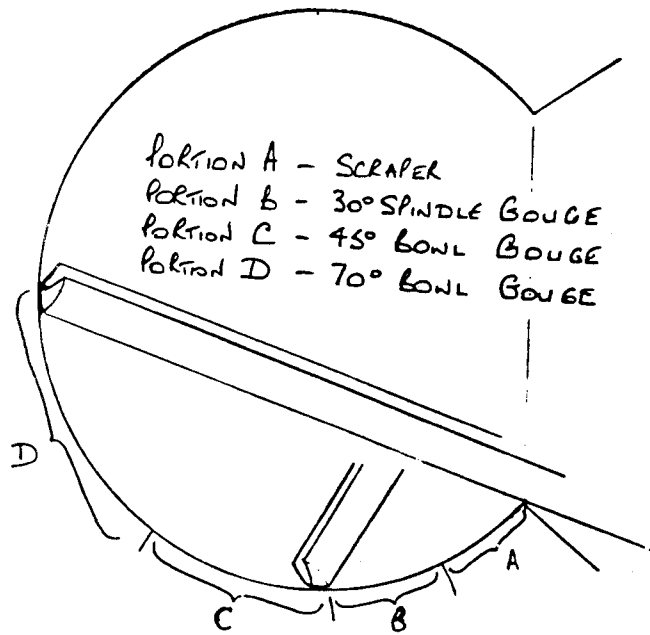
SUMMARY

After last drying towel felt dry but bowl base felt damp.
Vaseline was used (a smear) on shake. (? P.E.G.) Shake completely closed next morning.

Suggested alternating object upright 1st time then upside down - alternating.

Scales may not have been accurate enough.

Bowl was not returned to laithe for a week & had warped. When tools applied flew to bits. John felt it was too dry (? if straight back to laithe next time.)



MEMBERSHIP APPLICATION

_____/_____/_____

Name _____
(PLEASE PRINT CLEARLY)

Address _____

Telephone (H) _____ (W) _____

Lathe details _____

Subscription: Nomination Fee \$10 Annual Fee \$10 Total \$20

Payable to: The Treasurer, Mrs P.J. McQueen
 Woodturners Association of Western Australia
 McQueens Caravan Park
 Eneabba, WA 6518

NEWSLETTER: 2 issues only will be sent to non financial
 or prospective members.

Do you wish to have your name added to the list
 circulated through the magazine to the membership.

YES

NO

