

EDITORIAL.

Not many of us read Editorials, you are, so while I have your attention I will ask you what about making the newsletter OUR newsletter, not just the narrow writing of a few. What about writing short letters, e.g. Comments on events, send in tips, make use of the Turners Market Place.

Perhaps contribute profiles from members, telling when your interest started in wood turning, who might have fanned the flames and what your achievements have been. Most people joined the Association because they wanted contact with other turners, well the newsletter is one way to do this. So what about making this newsletter easier to publish by contributing something.

Editor.

CLUB EMBLEM.

The club is in need of an easily recognised badge or emblem to be used on stationery on such things as car window stickers or Tee shirts. If any member feels they have an idea, or an actual design would they please forward it to the secretary of the Association.

MEETING AT ENEABBA NOVEMBER 16 - 17.

This get together which was a social workshop weekend was a huge success. Upwards of 17 members plus partners attended. The usual early 8.30a.m. start was made by people setting up a beautiful display of wood turning they had brought along. The quality of turning, design and finishes were an inspiration to all of us, giving us goals to be achieved in our own work. Saturday morning was set aside for a safari into tree country. About 8 cars and utes set off armed with chainsaws and axes.

There was plenty of wood to go around, Jam, Casuarina, York Gum and Paper bark, some big enough for bowls and small enough for buttons. The afternoon was used up by turning the green wood, and the micro wave drying of it. The three wood lathes that Keith McQueen had put at our disposal hardly stopped all day, except for tea breaks laid on by some of the ladies. Many of the Clubs intentions were obvious in the free exchange of ideas. John Shinnicks bowl turning gouge must have lost about half an inch with so many trying it out. Keith moved from machine to machine demonstrating and advising, wearing his well known covering of wooden dandruff (shavings).

The workshop finished about 4 p.m. In the evening there was a B.B.Q. after which a fairly informal meeting was held. One of the best things about outdoor eating at Eneabba is that there are just no mosquito's. The next best thing was being entertained by a new chum by the name of Pat O'Connor, who kept the meeting on a light note.

and examples of the uses of a Route Master from two visitors from Geraldton arranged by Keith. This is not strictly woodturning but does give a wide scope for design on legs or rungs or other turned objects. The ballot to choose the winner of the wood turning competition which this month was making a pair of Midland Style Lace Bobbins was arranged, unfortunately the field was small, but some very nice bobbins were entered. The deserved winner of the Bowl Turning Gouge, which was donated by Northern Machinery, was Tom Carter of Kalamunda and this should mean he is a few steps in front for the February competition which is for a bowl.

As for the Micro waving some unrepeatable, weird and wonderful shapes emerged from the oven.

There is a lot more to the process than seems obvious.

Most people seem to have got a lot out of the weekend but because of the large numbers, not everyone got as much turning instruction as they would have liked, the misunderstanding is that this sort of social weekend cannot cope with this sort of thing.

Looking forward to the next weekend. See you all there.

FEBRUARY WOODTURNING COMPETITION.

The piece for this months competition is a wooden bowl. This bowl must be between 6" - 8" in diameter and 2" - 3" in height, it can be of any wood, including blackboy, or laminated woods.

The choosing of the winner will be by ballot by members. The prize for this will be a 1" and ½" Marples Skew Chisels. Donated by F. & R. Tough of Belmont.

CLUB MEETING: FEBRUARY 15TH & 16TH 1986.

VENUE: JOHN SHINNICK'S RES. 22 Shines Cres. Brunswick Junction. 6224.
Book your accommodation EARLY. Group Discount AT Leschenault Inlet Caravan Park AUSTRALIND. (097 371095).

(Mention you are with Woodturners Assn.)

SATURDAY. 8.30 A.M. Start. Chain Saw Safety.

9.00 A.M. Leave to collect Bush timber incl. Jarrah, She-oak, Native Pear, Peppermint.

Bring Thermos and Lunch. Morning Tea and Lunch in the bush.

BBQ Tea. Bring your meat & salad, cup and chair.
Refreshments for sale.

SUNDAY. 8.30 A.M. Start. Workshop Safety.

9.00 A.M. Competition judging - Bowl.

Demonstration making pepper mills.

Getting the best out of your tools.

Making Bowls using Bowl Gouge.

Lamp Bases.

General Hints and sharing of knowledge.

Announce next meeting and Competition.

FEBRUARY MEETING CONT.

Wood turners, please note your wives are welcome to accompany you on this weekend. Perhaps they can do a tour of some of the Local tourist spots and share lunch with us on Saturday, say 12.30 p.m. at Harvey Weir which is quite close by to where we will be collecting wood. Also a feed of Crabs will be supplied at Saturdays BBQ, so make it a sociable gathering and have fun.

Ladies can help provide morning and afternoon tea on Sun. and also when we arrive back on the Sat. afternoon.

Don't forget Aprils meeting at Northern Machinery, Balcatta and also June at Wayne Mullhollands, Mullewa. These will be advertised in the next news letter.

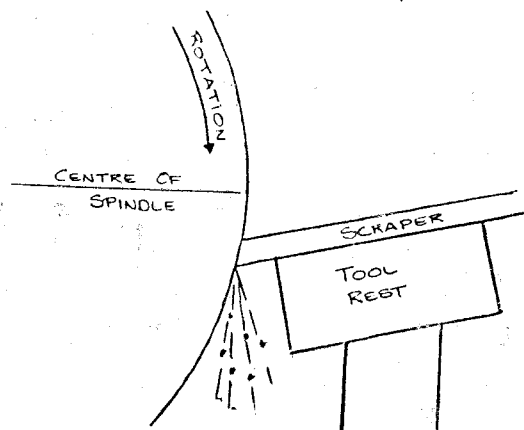
WOOD TURNERS MARKET PLACE.

Do you have tools or machinery that you do not use any more? Why not sell it. Are there tools or machinery or parts that you want? Then why not ask in the newsletter. Do you have wood surplus to your needs? Then pass it on through the Woodturners Market Place. What about those books you bought when you started turning. Someone else might be able to use them. This section of most club newsletters is the most widely read, so set the ball rolling and Phone or write your adverts to the newsletter Tel. 2951867.

TURNER TO TURNER.

This section is important as it deals with one of the founding principles of the Association. Passing on information to fellow turners. If you have tips that you wish to have printed write to the newsletter in not too many words and supplying sketches if necessary.

TIP NO 1. It's a fact nowadays that none of us use scrapers, now that we have been shown how to use gouges and skew chisels, but just in case, try grinding your scraper like this. It throws the burr up to the cutting edge where you need it, not on the bottom where it wears away your tool rest. Ivor Bridges.



TIP NO 2.

I found this hint very useful in "Dale L.Nish's" book.

"Artistic Woodturning" page 166.

I quote his words:

"Regular calipers will not work in places such as this, So I made a set of calipers that measure on the inside of the turning but can be read on the outside. They are crude but effective". Unquote.

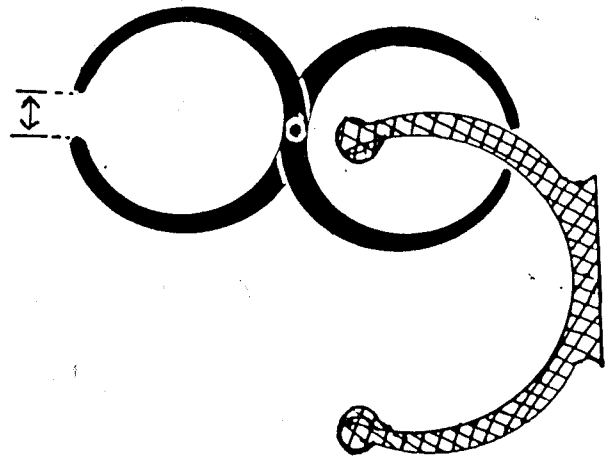
The arrows indicate wall thickness.

I made mine from 4mm aluminium wire

flattened where rivet acts as pivot.

John Lathwell.

ADVERTISEMENTS:



NORTHERN MACHINERY PTY. LTD.,

Unit 5, 136 Balcatta Road, Balcatta, 6021.

PHONE 344 5884

Contact: JOHN RAYNER & GREG SOLIN
Woodworking Machinery & Accessories
Woodturning & Woodcarving Supplies
Power Tools & Air Tools
Engineering Supplies
Electrical Repairs
Saw Sharpening
Router Cutters, Saw Blades, Drill Bits
Air Compressors, Air Line Fittings
Flexovit Abrasives
your local ...



ERINDALE

BALCATT RD

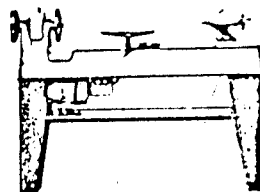
NORTHERN MACHINERY

LEDGAR RD

ODIN RD



FOR WOOD TURNING
STUDENT TRAINING



PATTERN MAKING
HOBBY WORK

TELEPHONE
(09) 277 1166

CROSS ELECTRICAL SUPPLIES

PTY.
LTD.

90 BLAIR STREET, BUNBURY — Telephone 21 5858, A/H 25-7829

FOR LARGE RANGE

- Woodlathes and Assessories
- Chisels, Waxes, Varnishes

I have had a phone call today from Bob Finley, 2 Tiffany Court, Rasmussen, Townsville. Queensland 4815. Ph. 077 735506, who will be opening a craft shop in Townsville early in the new year and urgently requires Quality Australian Crafts. He requires woodturning in Australian timbers. e.g. Blackboy, Jarrah, Banksia Nuts etc. If you are interested please contact him as soon as possible.

WOODTURNING SEMINAR. SAT 4TH, SUN 5TH JANUARY 1986.

Les Mason. Kalara Craft. Burton Rd., Margaret River 6285 (Light Industrial area). Phone 097 572572.

Demonstration of 3 T. GEM Lathes and attachments.

Demonstration of 2 other lathes by Northern Machinery.

Demo of High speed steel chisels.

The use of Peg for stabilising Wood.

Les is a Member of W.A. Woodturners Association and extends welcome to all Woodturners. Bring some turned articles for Sale in Showrooms.

Book your accommodation now.

PRESIDENTS REPORT.

At the meeting held at McQueens Caravan Park, Eneabba on 16th and 17th November, 24 woodturners and their wives attended from areas as far apart as Bunbury and Geraldton.

Local timbers were collected on Saturday morning and later microwave drying of green timber, a demonstration of Barley twists using a routermasta, general exchange of techniques and the use and sharpening of different tools. One thing obvious was if you want to turn bowls you need the proper bowl turning gouges and scrapers for real success.

The competition - a pair of Midlands lace bobbins was won by Tom Carter of Kalamunda and I was pleased to present the prize of a high speed steel gouge donated by NORTHERN MACHINERY of Balcatta to Tom. After seeing this gouge I realised it was a necessary addition to my tools and purchased one and ordered a white stone which I am told is the better stone for these H.S.S. gouges. Having put the gouge to use I now realise I will be using the gouge a lot more than the stone.

Things people forget when engrossed in their hobby. We all remembered our chain saw, axe and lunch when we went to collect timber on Saturday morning but 2 gentlemen forgot their wives !!

A bonus for me recently was when Paul Thompson of the A.B.C. Geraldton brought James Redmond, a retired commercial woodturner recently arrived from England to share his knowledge with Paul, myself, Bert Marshall of Geraldton and Tom O'Brien of Eneabba. To see Jim cut a lampbase made me realise that every cut must count. The first used tool was a parting tool to mark out depth of cut and design. He quickly removed the outer wood with the gouge, all shaping done with gouge and skew with a minimum of sanding. The finished article was of beautiful design with sharply defined edges.

PRESIDENTS REPORT. CONT.

The membership of the Woodturners Association of Western Australia now stands at 51. This is very satisfying to me personally as I had come to realise the need for a club during my contact with other woodturners at our Caravan Park, and workshops I have run over the last 3 years and whilst demonstrating woodturning at the Regional Tourist Promotions in Perth. There seemed to be a need to meet to exchange woodturning techniques, discuss new inovations and tools and their uses. To stimulate design and to improve the quality of our finished work. A Woodturners Association was subsequently formed on September 21st 1985. Every meeting, workshop and display I attend I personally learn something new and judging from the comments of others they also have gained something worthwhile. There is much to learn and lo of mistakes will be made but in the end I hope we will have a club which will benefit us all.

KEITH McQUEEN.

OFFICE BEARERS.

- PRESIDENT: Keith McQueen, McQueens Caravan Park, ENEABBA 099552030
- SECRETARY: Pam McQueen. McQueens Caravan Park, ENEABBA 099552030
- VICE PRESIDENT: Cyril Jones. 12 Renou Way, BATEMAN. 09 3324412
- NEWS LETTER EDITOR & COMMITTEE: Ivor Bridges 4 Grancy Ave. MUNDARING. 09 2951867
- COMMITTEE: Wayne Mullholland, Mullewa Hospital. MULLEWA 099611002
- COMMITTEE: John Shinnick 22 Shines Cres. BRUNSWICK JCT. 097261020

MEMBERSHIP APPLICATION

WOODTURNERS ASSOCIATION OF WESTERN AUSTRALIA.

NAME

ADDRESS

TELEPHONE (H)

(W)

LATHE DETAILS

Subscription Nomination Fee \$10

Annual Fee \$10 Total \$20.

Payable to The Treasurer, Mrs P.J.McQueen

Woodturners Association of Western Australia,

McQueens Caravan Park,

Eneabba. 6518.

NEWSLETTER 2 issues only will be sent