



Woodturners Association of Western Australia

Life
Membership
Award
For Charlie
Broadbent

Busselton
Woodturners

Presented by
Barbara
Jennings



NEWSLETTER EDITION 213

Committee Names & Contacts	2	Weekend Workshop Notices	
Group Meetings Days & Times	2	Joondalup-Wanneroo	10
Committee News		Technical Desk	14
Registrar's Ramblings	3	Competition Results	15 & 16
Editor's Epistle	3	Diary & Shopping Centre Dates	17
Weekend Workshop Notes	3		
News from the Groups			
Avon	4		
Melville	5		
SIG Notes Segmenters	7		
Swan Snippets	11		

Closing Date for Edition 214: Mon 4th Jan 2021

www.woodturnerswa.com

WAWA
Committee

President

Email: president@woodturnerswa.org.au

Vice President

Bruce Jackson

Secretary

David Milton

Email: secretary@woodturnerswa.org.au

Postal address: WAWA, PO Box 4146

Harrisdale WA 6112

Treasurer

Kerri Nichols

Email: treasurer@woodturnerswa.org.au

Committee Members

Barbara Jennings Bruce Jackson

Ian Ludford Andy Hill

Kerri Nichols Lex McLachlan

Jon Braine John Atkins

Andrea McCandlish Glenys Hough

Immediate Past President

Jim Cameron

Membership Registrar

Barbara Jennings 9752 4302

PO Box 1446,

Busselton WA 6280

Email: registrar@woodturnerswa.org.au

Video & Books & Magazines Librarian

Mike Philips 9342 0449

Competition Coordinator

Barbara Jennings

Shopping Centre Display

Refer to last page of newsletter

Web Site

John Atkinson; Andrea McCandlish; Jim Cameron;

David Milton; Jon Braine

Magazine Editor

Andrea McCandlish 0427 427 264

Email: newsletter.editor@woodturnerswa.org.au

***Please note that spacing &
hygiene restrictions apply.
Please check with the given
contact.***

Group Details

AVON

Shed 1, Community Depot, Railway Road, Toodyay

Sunday 9.00am—12 noon

Wednesday 9.00am—12 noon

Max Heath, Convenor 0400206929

BUNBURY

57 Thomas Street, East Bunbury

8.00am to 2.00pm & 6.00 to 9.00pm Tuesdays

8.00am to 2.00 pm Wednesdays

8.00am to 2.00pm Thursdays

8.00am to 12 noon Saturdays

Les Beaglehole Convenor ...

wawabunbury2019@gmail.com

BUSSELTON

Agricultural WA Building cnr Queen St & Marine Tce,
(Most) Tuesdays 9.00am to 3.00pm

Thursday 9.00am to 12 noon

7:00pm 2nd & 4th Wed., 10:00am - 4:00pm Sat.

Norman Byrne ...busseltonwoodturners@gmail.com

COLLIE

Clubrooms -cnr Wittenoom & Steere Sts

Wed 9:30am - 3:30pm

Monthly Meeting on the last Sunday

Dave Saunders convenor ... dj.saunders47@gmail.com

GOSNELLS

Southern River College, T&E Building,

Southern River Road, Gosnells

Wed. 8.30 am to 12 noon Thur. 8am - 12 noon &

6:30pm - 9:30pm Fri. 8.30am to 12 noon

John Atkinson, convenor ... jwatk@iinet.net.au

JOONDALUP-WANNEROO

Heathridge Leisure Centre, Sail Tce, Heathridge

2nd & Last Monday 7:00pm

Charles Totten, convenor ... totten@westnet.com.au

MANDURAH

Falcon Reserve, 27 Lynda Street, Falcon

Thursdays: 6:00pm - 9:00pm

www.mandurahwoodturners.com

MANJIMUP

The Shed, Timber Park.

Wed. & Thurs. 10.00 - 2.00

Adrian Bolton, convenor ... ageinbridgy@gmail.com

MELVILLE

Maurice Buzacott Reserve, Kardinya.

Denis Tapley, convenor ... mob. 0404 091 357

MUNDARING

Old Parkerville Primary School, cnr Dura & Riley Rds,

Parkerville 2:00 to 4.00pm Wednesday

Hans Zeilke convenor kapabola@bigpond.com

SWAN

Swan Senior Citizens Centre, 1 The Avenue, Midland
Tues. 1:30pm

Brian Mather Convenor: email - swanwt123@gmail.com

WANDI

Wandi Community Hall, DeHaer Rd, Wandi

7:00pm 1st & 3rd Thursdays (Gen. Meeting & Demo)

Monday 8.00 to 12.00 noon

Tuesday 6:00pm - 9.00pm

Wednesday 8:00am - 12 noon

Convenor: George Murphy

george.murphy@westnet.com.au

Presidential Ponderings

At this point, there is no president to write some ponderings Watch this space!

Registrar's Ramblings

A note to group secretaries and all members requiring a new name badge or cloth badge, please contact me for those items.

Also ... PLEASE remember to advise of **email changes**.

A reminder that membership fees are due and can be paid in person at the AGM OR to your group treasurer OR by internet banking. The fee will be formally set at the AGM.

Fees are due by 31st October or you will not be counted in your group's equipment allowance.

Barbara Jennings, Registrar

Editor's Epistle

REPEAT: I would very much appreciate groups appointing a regular scribe to the newsletter to let us know what happening in your area. The closing date for contributions appears at the bottom of the cover page of each edition.

This is likely the last newsletter for the year, edition 214 will most likely be published in mid-January. Groups will be advised if the COM decides otherwise. Bulletins will be issued as needed when important information has to be sent out to members.

Thank you to those who have sent in content contributions over this somewhat tumultuous year.

Andrea—Editor

Wandi Workshop

While there was a bit of concern about setting up within the COVID guidelines so that everyone attending would be able to see and hear what was happening, the number attending was exactly right for everyone to be in the hall.

The AGM was conducted with the President's report, Treasurer's financial report and Auditor's review of WAWA's financial report and practices all presented and accepted. Ian Ludford (Melville) and Glenys Hough (Bunbury) were welcomed as new members of the Committee of Management. Life Membership was awarded to Charlie Broadbent, a deserving recipient.

After breaking for morning tea, Charlie was on the stage to demonstrate and educate us on the many forms of hollowing. I won't attempt to describe his demo simply because it lasted all day. All I can say is that it WAS an education for many of us and Charlie patiently took questions and explained in detail the many different hollowing tools, the required safety procedures, how he often experimented to find the best way of hollowing different shaped items and much, much

more. On a large table below the stage, Charlie had on display many items of his work which showed the different forms he was demonstrating.

Thank you Charlie for a master class of turning and demonstrating.

After the break for afternoon tea, Barbara announced the competition winners for the workshop competition, an interesting array of 3-cornered bowls with lids and finials. As with other recent workshops, the entries were down in reflection of lower attendance but the quality of work was not in any way diminished.

The accumulated points trophies were then awarded, with a number of people moved up a category. Congratulations to all trophy recipients.

A big thank you goes out to the Wandie members who handled the organisation of the day under the strict gathering guidelines and thanks also to members who abided by the guidelines throughout the day.



AGM in progress



Charlie showing a very deep hollowing tool



Charlie's display of hollowed items & samples of wood



Denis Tapley is the holder of this year's Kieth Stout Trophy

News From the Groups

Avon

Hi all from the Avon Valley.

Things look great and crops should go average. But, as with most of the state, we are wary of our Fire Season. Some of you probably don't know that the fire season can be gauged by what we call Soil Dryness Index. Around Toodyay at the moment our Soil Dryness Index is the same as in February this year.

Away with weather and fires.

We have been going along well at Toodyay with numbers varying on both Sunday and Wednesdays. Several times all Lathes have been occupied

At the moment we are working on a project to give a little something hopefully to our School Staff. We know that teachers have a lot to deal with these days. If not the teachers there is a couple of other organizations that need support. We are making Christmas Bowls which we will include some Sweets as well.

One of our members Alan Bartlett is currently doing a labor of love piece where he is turning a large urn for his late wife's ashes. With a few cracks in the timber to fill it has been a challenging piece.

We will have to have a sort out with our timber shortly as we have accumulated quite a bit in the last few months and only on Sunday 20th at the Toodyay Markets we were offered some Red Sorrel.

As just mentioned we attended the Toodyay Farmers Market and it turned out to be a horrible day. Wind, Showers, the lot. Even though the weather wasn't the best there was a reasonable crowd and we had quite a few stop to watch what we were turning. We don't sell at these markets as it has never been worthwhile we have found. As an interest group we are not charged a fee to attend. The Northam Markets have also shown interest for us to attend there and have a display and do some turning to demonstrate our craft.

We have been approached to do a couple of jobs of recent times to help people out. One of our members was approached to turn a couple of ballustrading pieces to replace a couple of broken ones and then we were approached to make a couple of minor repairs to a doll's pram. Both were completed and, with the doll's pram, we were able to make some people happy and one happy child received a great Birthday Present.

Well that is about all from the Avon Valley for the moment, so until the next issue, Cheers

The Tattler

Melville Mutterings

19th Aug - This weeks demo was the continuation of turning a three sided lidded bowl with stand and finial by David Rechter. For those who were not able to attend the "you tube" video for last week can be found using this link.

<https://youtu.be/F5MidpFt5Ps>

David emphasised that it is crucial that the centre is spot on to ensure the corners are correct. David then started to turn the reversed side of the bowl gouge ensuring he lined up with the 2nd mark on the tool rest thus enabling him to shape the bowl using fine cuts. He then sanded the bowl. Proceeding on, he then turned a 100ml recess that will finally take the lid using a curved parting tool that also had a grooves at the end that enabled to be used for beading. Using a normal parting tool, a bowl gouge and a bandan David shaped the inside of the bowl and finished off using a curved scraper. Using a skew chisel he then proceeded to shape the underside of the bowl using very fine cuts ensuing that the edge was protected and broke the edge by sanding. Followed by establishing the inside of the of the bowl so that lid would fit perfectly. David then shaped the lid to his desired design. Finally reversed the lid into his special chuck which enabled him to shape the lid top using a skew. David removed the lid so that he could turn a finial. A very informative demonstration thanks David. For more details refer to his "You Tube " video part 2.

<https://youtu.be/LD97wco2j6U>

26th Aug - The demo today was by Roy Lundy on how he uses his favourite tool (a skew), tips, methods of use and its versatility. I am sure that the members were convinced to adopt it as their favourite tool! Roy then described and demonstrated how to use a skew. Hope our members are now convinced to use a skew. Once again Roy produced his expertise in using a skew.

2th Sept – On this day James Murray addressed the meeting on selecting and turning green timber. James described the choice of greenwood to turn. One needs to determine on the grain required for the piece to turn. For more detailed information refer to David Milton's email dated 2nd Sept which has James's attaches notes.

9th Sept – Our meeting today was by our long standing member Lindsay Toop, who until he retired has just turned to our meetings. Lindsay demonstrated items that attracted our members' attention especially when he blew his turned whistles. Lindsay continued by turning a whistle of his design, using eye detail to determine shape and size. The whistle requires a plunger to regulate the sound which he turned and fitted. As Lindsay progressed with his demonstration he frequently showed us his dry humour. Hence a very entertaining and enjoyable demo. Thanks Lindsay.

16th Sept -The meeting was opened by convenor Denis Tapley with 50 members present. David Finch announced that the 'Melville Great Top Spinning Competition' would be held on 7th October. We expect great competition between members to produce the longest spinning top. The tops will then become part of our Christmas toy donations.

Today's demonstration was by Peter Gerring who showed us how to make a three-faceted tool handle. To start he marked up the centre and the three offset points at 120° to each other and 19 mm from the centre at the end, then rounded the timber on centre point using his skew chisel. Next, he drilled the hole for the steel and marked the timber for the ferrule position and narrow points on the handle. The handle was then set up with the front held central in a chuck and the rear of the handle set up on the first of the offset points. Using a skew chisel, the first facet was created on the back part of the handle, then the next two facets were created using the other offset positions. The three facets were evened up, then back on centre the front half of the handle was turned to a comfortable shape. Peter used a jam chuck to cut a fit for the ferule and cleaned up the handle end.

S



and



T was

conducted by Rob Snowden and featured items from Rob Shannon, Graham Padget, Bernard Boycott, Norm Gratte, Ray Woodcock, Milton Rundle, Roy Lundy, and Robyn McLean .

23rd Sept – Denis opened the meeting and then mentioned that Ian Ludford promoted from novice to intermediate and John Quartermaine moved from intermediate to advance.

This week's demo was by Denis Tapley who conveyed to us the wonders that can be achieved in practical and artistic forms using Cut and re-assembled methods.

Dennis presented slides on the criteria for these competition Cut and re-assembled items. If members wish to view his slides he said to email him your request. George described his items that he brought to the meeting. Refer to photo.=>



Dennis proceeded to turn a cut and re-assemble bowl of his design on the club's new Laguna lathe using a stepped jaw chuck. Firstly, he hollowed out the bowl, then using a template finished the hollow. Followed by shaping the bowl face and standing it flat with MDF board that had a abrasive sheet adhered to the board. Dennis then shaped the outside of the bowl with two decorative lines. He then proceeded to shape the outside of the bowl. Very intriguing demonstration.

S & T was presented by Syd Harvey of WAWA 2020 yearly awards, intermediate 1st to John Quartermaine, advance 2nd place to David Milton, 1st advance plus open, popular and to Denis

Tapley, three sided bowls, an array specialist chisels, segment items, a walking stick and two pens that had combined acrylic and wood.

Footnote:-Due to unforeseen and unfortunate circumstances with my previous notes and S & T comments for this month were lost, therefore have relied on memory.

Robin H

SIG Notes—Segmenters

MELVILLE CLUBROOMS 4th October

WELCOME

Syd welcomed all with a special mention to Joe Clark who has had 3 stints in hospital in as many months, but is on the road to recovery. He also said we were delighted to see his chauffeur Don Clarke.

Ian then took over in Aiton's absence using last meetings notes to keep Syd on track.

SAFETY

The group have adopted the safety procedures originally sent to Melville by Aiton. Aiton will also prepare a more comprehensive safety registration form showing member competence on machinery usage that Syd will sign off on once achieved. We were then treated to the band aided thumb of a very embarrassed Jon Braine that explained a lapse in concentration whilst cutting led to the nicking of his finger. Syd said that it was quite easy when cutting many segments to become a bit blasé about using the saw and that it was imperative to keep alert. Joe Clark suggested we develop a sort of "inherent fear" of the dangers when using machinery to avoid complacency. Don Clarke added for additional safety, changing saw blades for ripping or crosscutting was desirable and no problem if you organise your ripping before switching to crosscut.

SOCIAL MEDIA

Apparently the new WAWA web page is up on the old website but Colin and Jon said it has very little content. Please send Aiton photos of any completed projects for recognition and inclusion on the new website.

SPEAKER CASE (Finalised)

This project has now been re-modified and completed and will be dropped off at WAWA in Wandi along with an invoice by Noel Moyes, who needs his ute space back. We will advise Jim Cameron to add to the COM agenda for organisation of transport as it doesn't currently have a trailer spot.

STORAGE

As Melville have retired some of their large lathes, a re-shuffle involving the bandsaw in the back room may be appropriate to facilitate storage of our equipment and wood stocks. Syd will investigate, as there may also be some expansion plans on the city agenda for the Melville club rooms.

SOFTWARE

Don Clarke was asked if he could conduct a training course for members now that we have our own licensed copies of the "Woodturner Pro" suite. Don suggested that he was willing to do a video in co-operation with Noel on the use of "Segment Pro" as an ongoing training program that could be used by all current or future members. This idea was met with great enthusiasm and we look forward to seeing the final results.

AROUND THE TABLE

Syd H - asked Colin how the Timbecon open day was received. Colin explained that the place was packed, with supplier displays and sales in the car park with up to 400 or so attendees. Timbecon are considering making this an annual event and Syd will speak with them to see if we can place a display and sales area in the next one. **All members, please let us know your thoughts.**


Noel M - mentioned that when using the "snap to" profile during designing that he usually added 6mm to the OD of ring segments and 4mm to the ID of ring segments to allow for "F - ups!" (design modifications.) The trouble is it changes his profile from the original concept when

it comes to turning and so suggests working off the original cutting list for turning thickness measurements which you can use calipers for when final turning..

Jon B – isn't pushing his supplier because he's still recovering from his injured shoulder and is still hampered with manufacturing. Aside from that, Jon's thumb is on the mend..

Ray Y - simply apologised for his lack of attendance but said Sundays were much better for him.

Trevor F - also said that he could plan around Thursdays or Sundays now that we have settled on firm dates. He has also purchased a book press from Amazon to use as a segment stomper.



Stan N – had gap problems when assembling his rings and Ian Hamilton said he also had similar trouble with 2 of his rings. Both were cut here at the last meeting. Ian borrowed the sled to use on his home saw (identical to clubs) and had no problems with 2 rings he made. Syd suggested we may have knocked the sled out of alignment whilst cutting segments here. Lesson learned, check that alignment is correct before cutting too many segments.

Don C – offered his home made lathe drum sander for free which Colin quickly snapped up and mentioned he always had trouble with sanding Sheoak as it tended to burn. Several members conceded that this is a known problem when power sanding Sheoak. Don also stated that he used an AEG compound mitre saw which was excellent, well priced and apparently the upmarket version of Ryobi. He was also obviously chuffed about the group dobbing him in for a training video. (Because he's too nice to say no.)

Joe C - also apologised for his lack of attendance as mentioned earlier. (I didn't realise that the thought of seeing Syd could actually send people to hospital.)

Ian H - asked how many of the nuts to purchase for use in assembling our Longworth chuck kits and was authorised to purchase 80 from China. Noel Moyes offered to donate the balance of his 100 box purchase of 65mm socket head cap screws to the project. Colin Truscett suggested a 100mm scroll chuck faceplate could be used as an alternative to a 75mm or 100mm M30 face plate for mounting. White rubber doorstop mounts, furniture screws, washers etc will be purchased as required later on.

Ross F - gave the group a fairly comprehensive breakdown of how our group's finances are tracking and has instituted a receipt procedure where Melville sign a receipt for attendance funds submitted by him and in return submits one of their own receipts to us. He will also submit a proper paper record for the group once completed by his boss (Marilyn) of the previous few month's transactions. Joe Clark said we need to open our own Bank Account and Ross said he (Marilyn) was already looking into it.

2020 PROGRAM / MATTERS OUTSTANDING

Thursday October 15th has now been set aside for members to make sleds for their own table saws. You will need to bring boards, guides and fittings that will suit your own tables as the slots may differ from the club saw. Syd will bring his router to enable slotting.

Submit suggestions for a project design for all to participate in and have cutting days to suit.

Saw blade sharpening day.(Ross will press for an indicative pricelist before we continue.)
Design and construction of feature rings demonstration and hands on.
Run an 'open day' to exhibit and sell the things we make.
AEG Compound Mitre Saw now under investigation of suitability for purchase.

STUFF FOR SALE or WANTED TO BUY

Anyone wanting to buy or sell stuff to be published in this section please send Aiton the details, photos, your name, contact details and location.

Longworth Chucks and Open Segment discs – Jon Braine, Halls Head, 0408 092 072 (Jon will request that spirals on all future Longworth plates be recessed as in the photos below.)



SHOW & TELL

The only show and tell was Noel Moyes' vase, which looks pretty spiffy. It contains about 204 segments of Meranti and Jarrah.



NEXT MEETINGS

The meeting schedule has been locked in and will be as set out below.

Thursday 15th October – Table saw sled construction day. You will need to bring boards, guides and fittings that will suit your own tables as the slots may differ from the club saw. Syd will bring his router to enable the cutting of slots. It will also be a cutting and assembly day. Bring any timber you want cut. We can cut segments and assemble rings in the time available so the project can be finished off at home.

Joondalup-Wanneroo Weekend Workshop

Saturday 17th October 2020
Commodore Hall, Ern Halliday Reserve
Whitfords Avenue HILLARYS (1.5km north of Hillarys
Harbour)

Competition Item: Cut and re-assembled item—judged on artistic criteria

Trade suppliers: P Square Agencies; Alan Williams Fine Woodwork; Bruce Jackson timber and bowl blanks; Graham Turner Goldfields burls; Ray Woodcock Japanese tools.

Program

- 0730 Set-up at Commodore Dining Hall. All members please.
0830 Registration & Fellowship
0900 Welcome & house-keeping announcements.
0900 Demonstration #1 – Andy Hill ‘Christmas Decorations’.
1000 Show and Tell Session #1.
- 1015 Morning Tea – All members please bring a plate.
- 1045 Demonstration #2 – Frank Evans ‘Finials on a sea urchin’ and some air-brushing (time permitting).
1200 President’s Forum.
- 1215 Lunch (\$6) BBQ Hamburgers.
1300 Competition voting closes.
- 1300 Demonstration #3 – Jim Parker ‘TBA’.
1400 Demonstration #4 – Frank Visser ‘Simple ornamenting gismo’.
1430 Show and Tell Session #2
- 1500 Afternoon Tea – All members please bring a plate.
- 1530 Competition Results & Raffle.

Pack up—all help appreciated

Busselton to organise for trailers to be collected

Take note that spacing and hygiene rules still apply.

If you are feeling at all ill, please stay at home.

Sunday 25th October – program T.B.A.

Thursday 5th November – program TBA.

Sunday 15th November – **Christmas Picnic Barbecue**. Similar to last year a lunchtime picnic BBQ for members and their partners will be held in the park at Kent Street Weir, Kent St, Wilson. BYO meat, chairs and a plate of salad or desert to share. **Members, please email Aiton with your comments/ideas to assist in planning a celebration to suit as many as possible. Syd and a couple of others need to volunteer to bring some gazebos to supply some extra shade.**

Thursday 26th November – program TBA. This is the day before Syd's leave and will be our last meeting for the year..

The meetings will be from 1000 to 2.00pm, at Melville clubrooms. Syd will open at 0900 for those who are able to get there earlier. Bring your own lunch to munch and any timber you want cut and any segments/rings you want to assemble.

SIG Notes: Embellishers

Our meeting on the 11th September was a bit of a disaster as it seems people either forgot, were sick or away on holidays. One person though had a one on one lesson.

The next meeting on 25th September had better attendance and we had a small show of work done over the past couple of months.

A PowerPoint presentation on “Thinking Outside the Box” had many examples of turned, cut and reassembled items from easy through to complex. Discussions followed on the best way to proceed to make these items, with several choosing items they would like to try.

The demonstrations in October 9th and 23rd and November 13th and 27th will cover chip carving, inlay work and relief carving. Dates will be advised for these demonstrators when we confirm their availability to demonstrate.

Next year we will be actually producing pieces that will feature embellishment that we have already learned, the program being worked around the competition pieces for 2021

If any member of WAWA is interested in attending out meetings on 2nd and 4th Friday of each month at Wandi, please either send an email to Robin at <siev01@bigpond.com> or call 0410 024 475 so that you can be included in the email list

Swan Snippets

25th August 2020 - Ian Moss showed the group how he produces one of his favourite wood turned items. A UFO flying saucer bowl. The profile enables Ian to have a surface for different embellishments. Paint, Dremel work, lattice, and routing. Today he showed us how he goes about routing on these surfaces producing different segments on the item for embellishment. Ian's culture of sharing and teaching his ideas lit the spark in members as we have had a number of show and tell replicas since his demo.

1st September 2020 - As our old First Aid kit is now surplus to requirement Brian invited bids from the members. Noel Moyes gave us all a quick refresher course on how to use the Defibrillator. Three members are going to take a First Aid Course shortly.

This week's demonstration was of a little racing car, by Lindsay Ford, inspired by an item from Richard Raffan's book on Turning Toys. Once the basic car shape was cut from a piece of pine, holes drilled for the cockpit and axles, Lindsay turned the body of the car slightly offset, using a skew chisel but a roughing gouge could also be used. The wheels were then turned from a blank, the axles turned or made from a piece of dowel. The drivers, or Pegs as they're known, were made to fit the cockpit. What a great idea for Christmas presents!

A wide range of pieces were brought along this week for Show and Tell, including a bud vase, angels, flying saucer type bowls, a segmented bowl and a jarrah burl bowl.

8th September 2020 - Ian Moss demonstrated next month's competition item of something turned, cut up and reassembled. Ian passed around a “spherigon” he'd turned through the week. The dimensions had to be spot on so the pieces all fit together perfectly when the piece is cut in half and rotated. An alternative would be to halve the blank and paper glue together before turning. Ian also brought along his Norwegian drinking horn which was made from 7 pieces cut

from the square block and paper glued together then turned to the shape of a champagne flute then taken apart and reassembled. The finished item required a lot of hand sanding and embellishment but looked amazing! Ian's actual demo was of his lidded box which was turned like a doughnut, from a 25mm bowl blank, cut in half and glued together. Ian certainly gave us all some food for thought and hopefully we'll see a number of interesting items turned for the next competition.

Lucky Lisa won our raffle, again.

An array of "flying saucer" bowls, embellished bowls, a 3-cornered offset bowl, spinning tops and a wandoo pepper grinder were on display this week, as well as a very intricate 361-piece segmented vase. Bob Jones brought along one of his wooden wagons and kindly offered to run a small wheel making club, during coffee time, for those interested members.

There were four entries for this month's competition for the three-cornered lidded bowl with stand. Lindsay Ford gave a brief critique of each entry and complimented all those who had a go at a pretty tricky piece of turning. The results were as follows:

Advanced – 1st – Bruce Shephard, 2nd – Brian Mather, 3rd – Elison Corstorphan

15th September 2020 - Bruce Shephard demonstrated a natural edged bowl joined with a saucer. All from one piece of wood. Unfortunately, as sometimes happens he had a catch and the item fly out of the lathe. Bruce was unable to complete his item. Bruce also explained to the group that this misfortune happens to the best of turners and challenged members to get up the front and have a go at demonstrating as they were needed to keep the group with active demonstrators.

22nd September 2020 - Today was the first day of our two-day TimTam Challenge, organised and prepared by Brian Kirkby. The challenge for the 4 teams was to produce an inside out piece of turning of a Christmas ornament. This time around there's an all Ladies team, taking on the men's teams so the pressure was on!! Each team member had 20 minutes at the lathe and one member has taken the piece home to sand and finish, split and then reglue the other way round. It'll be interesting to see what next week holds.

Brian presented our own Mary Byers with a trophy from WAWA for 3rd place in the Novice accumulated points section for 2019/20. Congratulations Mary!

Show and tell saw a pair of well-turned spheres, a whistle and the second stage of Ian Moss's Viking drinking horn. Bruce brought along his completed cup and saucer, turned from a single piece of wood, which he'd demonstrated last week.

Elison

CWS

Carroll's
Woodcraft
Supplies

www.cwsonline.com.au

Your one stop shop for all your Woodcraft Supplies



Phone, email, web mail order specialists

Carroll's Woodcraft Supplies

Unit 2/10-14 Capital Drive, Grovedale VIC 3216

Email: cws01@tpg.com.au

www.cwsonline.com.au

WOODTURNING PROJECT PARTS

The B-Y in project parts from Box, Clock, Cutlery
to Spinning Tops and Yoyo

Telephone : 9330 8383

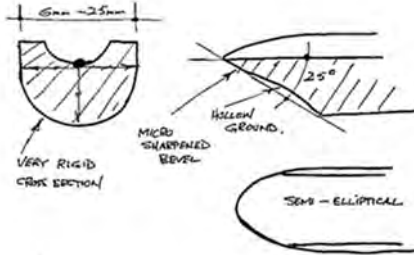
Email : jim@telama.com.au

MAYAMA GEMS

2/41 McCOY STREET MYAREE 6154

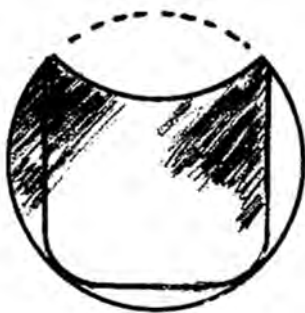
From Edition 144 : The Detail Gouge

The previous edition dealt with the Bowl Gouge, this time we have a look at the Detail Gouge, which is also known as the Spindle or Lady Finger Nose.



The Detail Gouge has a **shallow flute** and a **longer bevel**, compared to the Bowl Gouge.

The Detail gouge is used mainly on spindle work to cut beads, coves, ogees and other detail. As with the Bowl Gouge, the bevel must 'rub', hence a cutting or slicing action is used.



Historical, there were two types of small gouges – **the light type and the long & strong**. The light type produced mainly for the hobbyist, were thin in section and about 150 mm long. The long & strong made from a square section, 300 mm long, with a shallow flute on top and the bottom corners rounded.

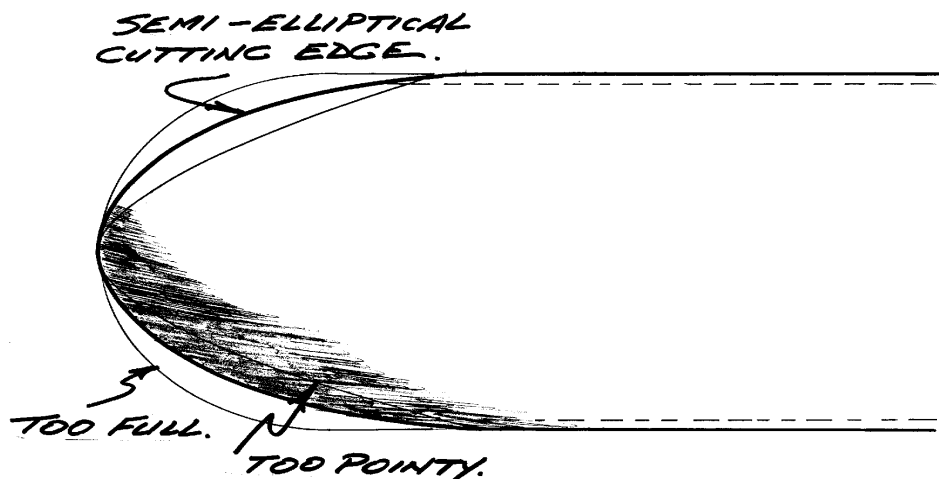
Over time manufactures made changes/improvements in design, in this case the introduction of the round section.

A gouge made from a round section is the same as a gouge made from square section with the same flute size, only stronger. Hence most gouges available today are round in section. If both the square & round section, have the same shape & width flute, and both ground to a lady finger nose shape the cutting edge ie. **the bottom of the flute** will be the same.

The main problem with the Detail gouge is with the **shape of the cutting edge**- here I will quote George Hadfield:

"I recommend a semi-elliptical shape for the cutting edge or as some people say, lady's finger. The semi-elliptical shape is critical when you are turning a concave shape, such as a hollow- or what you may call a cove. If the cutting edge is too full you will find it difficult to make a cut exactly on a prescribed line when cutting the edge of a hollow.

If the cutting edge shape is too pointy it will have straight sides and you will find it impossible to cut a full rounded high point for you to lead the cut. Usually the straight sides are caused by incorrect grinding techniques."



Competition Results—Wandi Workshop

Competition Item: 3 cornered bowl with lid, finial & stand

NOVICE

1. George Murphy (Wandi) *photo*
2. Brian Mather (Swan)



INTERMEDIATE

1. Ian Ludford (Melville) *photo*
2. Bill Younger (Wandi)
3. Jim Parker (Joondalup-Wanneroo)
4. Terry Nicholls (Mandurah)



ADVANCED

1. Denis Tapley (Melville) *photo*
2. David Milton (Melville)
3. Barbara Jennings (Busselton)
4. John Quartermaine (Melville)



OPEN

1. Denis Tapley
2. David Milton *photo*
3. Barbara Jennings
4. John Quartermaine



POPULAR

1. Denis Tapley
2. Ian Ludford
3. Colin Truscett (Gosnells)
4. Brian Mather *photo*



Congratulations to all winners and place-getters

Competition Results—Accumulated Points
2019/2020

Novice

First	Ian Ludford	Melville	29 pts
Second	Helen Garratt	Mandurah	18 pts
Third	Mary Byers	Swan	15 pts
Fourth	Silvio Moriconi	Melville	8 pts

Intermediate

First	John Quartermaine	Melville	26 pts
Second	Colin Valli	Collie	17 pts
Third	Kerri Nicholls	Mandurah	14 pts
Fourth	Terry Nicholls	Mandurah	12 pts
Fourth	Dario Nardi	Joondalup	12 pts

Advanced

First	Denis Tapley	Melville	30 pts
Second	Barbara Jennings	Busselton	26 pts
Third	Jock Macfadyen	Bunbury	18 pts
Fourth	Col Smith	Mandurah	16 pts

Open

First	Denis Tapley	Melville	25 pts
Second	Barbara Jennings	Busselton	21 pts
Third	Jock Macfadyen	Bunbury	12 pts
Fourth	Chas Broadbent	Busselton	10 pts

Popular

First	Barbara Jennings	Busselton	28 pts
Second	Denis Tapley	Melville	25 pts
Third	Ian Ludford	Melville	20 pts
Fourth	Jock Macfadyen	Bunbury	17 pts

Diary Dates

Competition Hosts 2020

February 15th—Special Interest Groups (at Wandí)

April 24th —Collie

Item: Goblet with at least 1 captive ring on stem, height 100-150mm, using one piece of wood.

May 16th—Swan

Item: Lidded box, max height 100mm, max diameter 100mm

June 6th —Mandurah

Item: Cup and saucer, life-size

June 27th—Melville

Item: Natural edge vase, height 200—300mm

July 18th—Melville at Wandí

Item: Wine bottle & glass holder, photo example available

August 15th—Bunbury

Item: an item including inside-out turning, no size restriction

September 19th—Wandí (AGM also)

Item: 3-cornered bowl with stand, lid and finial

October 17th—Joondalup-Wanneroo

Item: Cut and re-assembled item. Judged on artistic criteria.

November 21st—Busselton

*Item: Spindle sample as per diagram in training manual. Length 300mm, **pine**, off-the-tool finish with NO sanding. Judged on turning alone.*

WAWA Shopping Centre Displays 2020

Dependent on current health restrictions

Melville Hawaiian Shopping Centre: 19th to 24th October

The Park Centre: 26th to 31st October, Victoria Park

Phoenix Shopping Centre: 23rd to 28th November, Spearwood

Brian Fowlie 9310 3161

Geoff Saw 9354 1562

Neil Piper 9399 3723

REMINDER!

The points accumulation for competition commencing at the AGM in September 2020 and running till August 2021.