


The Woodturners Association of Western Australia (Inc.)



NEWSLETTER ISSUE 183 MAY / JUNE 2016

Charlie
Broadbent's
stunning ANZAC-
inspired tribute



By Charlie Broadbent
1st in Advanced Class
1st in Open Class

Committee Names & Numbers	2	Melville Mutterings	12
Group Meeting Days & Times	2	Swan Snippets	13
Committee News		Toodyay Tattles	14
Presidential Pronouncement	3	Wandi Waffles	15
Registrar's Ramblings	4		
Editor's Epistle	4	Weekend Workshop Notices	
Roving Reporter	5	Mandurah Program	10
News from the Groups		Avon Program	18
Bunbury Bites	7	Michael Kehs Workshops	19
Busselton Mumbblings	7	For Sale	17
Collie - From the Coalface	8	Competition Results	21
Gosnells Gossip	9	Election of Office Bearers	22 & 23
Mandurah Memo	11	Diary & Shopping Centre Dates	24
Manjimup Matters	11		

Closing Date for Edition 185 : Sunday 26th June 2016

www.woodturnerswa.com

**WAWA
Committee**

President

Andrea McCandlish 9622 9646
Email: wawapresident@gmail.com

Vice President

Norm Hoskin
Email: wawavp@gmail.com

Secretary

Peter Cunnington 9457 0351
Email: wawa.sealer@gmail.com

Treasurer

Laurie Sutton 9458 6996
145 Hollis Road, Wilson 6107
Email: wawatreasurer@gmail.com

Committee Members

Barbara Jennings Andrew Phillips
Peter Cunnington David Doye
Bruce Jackson Chris Paplinski
Norm Hoskin Colin Rutherford

Immediate Past President

John Gardiner

Membership Registrar

Barbara Jennings 9752 4302
PO Box 1446,
Busselton WA 6280
Email: wawaregistrar@gmail.com

Video Librarian

Rosalie Sutton 9458 6996

Librarian

Peter Cunnington 9457 0351

Competition Coordinator

Bruce Jackson 9534 5054

Shopping Centre Display

Refer to last page of newsletter

Web Site

David Doye 0403 294 181
Email: davidoye48@gmail.com

Weekend Workshops

David Doye 0403 294 181

Magazine Editor

Andrea McCandlish 9622 9646
Email: wawa.newsletter@gmail.com

Group Details

AVON VALLEY

Wool Pavilion, Showground, Toodyay
Sunday 8.00am—11.00am (Summer)
9.00am—12 noon (Winter)
Wednesday 6.30pm
David Doye, Convenor 0403 294 181

BUNBURY

Cnr Thomas & Hislop Street, Bunbury
9.00am to 12.00 noon Tuesdays
7:00pm 1st Wednesday of month
9.00am to 2.00pm Thursdays
Tony Mellar, convenor 9795 6016

BUSSELTON

Agricultural WA Building cnr Queen St & Marine Tce,
(Most) Tuesdays 9.00am to 3.00pm
Thursday 9.00am to 12 noon
7:00pm 2nd & 4th Wed., 10:00am - 4:00pm Sat.
Dennis Haddon, convenor 9752 1235

COLLIE

Clubrooms -cnr Witnoom & Steere
Monday evenings
Wed 9:30am - 3:30pm
Month Meeting on the last Sunday
Domenic Italiano 9734 1853

GOSNELLS

Southern River College, T&E Building,
Southern River Road, Gosnells
8.30 am to 12.30pm Wed., 6:30pm - 9:30pm Thurs.
Laurie Sutton, convenor 9458 6996

JOONDALUP/WANNEROO

Heathridge Leisure Centre, Sail Tce, Heathridge
2nd & Last Monday 7:00pm
Andy Hill, convenor 9447 6946

MANDURAH

Falcon Reserve, 30 Lynda Street, Falcon
Thursdays: 6:00pm - 9:00pm
Harry Butler, convenor 0412 484 048
www.mandurahwoodturners.com

MANJIMUP

The Shed, Timber Park.
Wed. & Thurs. 10.00 - 2.00 & Sunday 11.00 - 3.00
Dot Jacobs, convenor 9771 2824

MELVILLE

Melville Rec Centre, Cnr Stock Rd & Canning Hwy
9:00am Wednesday
Roy Lundy, convenor 9444 8680

MUNDARING

Old Parkerville Primary School, Dura & Riley Rds, Par-
kerville 2:00 to 4.00pm Wednesday
Barry Wright, convenor 9298 9672

SWAN

Swan Senior Citizens Centre, 1 The Avenue, Midland
2nd Tues. 7:30pm 1st, 3rd, 4th & 5th Tues. 1:30pm
Richard Barkman, convenor 9294 2087

WANDI

Wandi Community Hall, DeHaer Rd, Wandi
7:00pm 1st & 3rd Thursdays (Gen. Meeting & Demo)
Monday 8.00 to 12.00 noon
Tuesday 6:00pm - 9.00pm
Wednesday 8:00am - 12 noon
Jim Cameron, convenor 9455 2437

Presidential Pronouncements

As mentioned in the last edition, visiting turner workshops are being organised for September / October by taking the opportunity to engage turners visiting WA for Collaboration's 4-day workshop in late September. Tickets are now available for the Michael Kehs workshops at Melville - a demonstration workshop and a hands-on workshop details further into the newsletter. Wandie are planning to host Nick Agar late October or early November and I've been advised that Manjimup are sounding out interest for a one-day Nick Agar workshop for the southern groups. I urge you to support these efforts with attendance at the workshops because you never know what you're likely to learn, whether beginner or advanced turner.

The Wood Show is on the horizon, so don't forget that Bruce will be looking for items for the group display as well as competition items. There are no set items or criteria for the Wood Show competition but you can contact Bruce if you need more information about entering. Display items are required before the end of July to know how much space will be needed for the display - groups will be contacted with collection or delivery details closer to the date. Groups will also be circulated for the roster for the Wood Show. As always, the roster will be filled on a first in - best dressed basis and passes will be distributed prior to the date.

Norm Gratte has sent out advice of the Royal Show roster to the groups who participated last year. Anyone who would like to attend and is not a member of a rostered group can let Norm know and he will keep a list of back-up demonstrators who could be called on if needed to fill in for someone on the sick list. Norm's email is <nmgratte@icloud.com>.

The weekend workshops at Collie and Melville were both well-attended and well-supported with competition entries. Collie can claim the "most entries" record with an amazing 50 entries for a natural edged bowl. Melville had a good showing for their "turned form with legs" which demonstrated a great range of imagination and creativeness in the interpretation of the criteria. Well done to both groups and well done to those who submitted an entry - both days were interesting. Just reminding you that every entry in a weekend workshop competition earns a point that will be worth money for your group. Mandurah is hosting the next workshop at their new premises. I hope to see LOTS OF YOU there to inspect Mandurah's new workshop and have a great day besides.

The notice of election information appears in this newsletter with details of vacancies for the Committee of Management and for the position of President. Nominations for both close on 31st July. There is a slight change in the nomination form as required by the new Associations Act as the nominations close after 1st July when some of the Act requirements commence. At the risk of boring you, I remind you all that we need those vacancies filled ... and will remind you whenever I can for the next two months. We also need someone to take over from Laurie as treasurer as he will be going on an extended trip shortly after the AGM. It would be really good for someone to show interest sooner rather than at the last minute so they can receive a bit of coaching before Laurie heads off on holiday. **Please give serious consideration to contributing some time to assisting in the running of the association, remembering that all the stuff I've mentioned above is organised for you - it doesn't just happen by itself.**

Formal notice of the AGM will be in the next edition of the newsletter.

Remember that you can see notices of workshops on our web site as well as back copies of the newsletter <www.woodturnerswa.com>

Andrea McCandlish, President

*"I have not failed. I've just found 10,000 ways that won't work."
- Thomas Alva Edison (1847-1931)*

Registrar's Ramblings

New Members

We welcome the following members to the Association:

Ian Trigwell 2906	Busselton	Karen Billingham 2913	Wandi
Diane Naisbitt 2907	Melville	James Tainton 2914	Wandi
Ross Jones 2908	Melville	Carol James 2915	Avon
Dave Henderson 2909	Bunbury	Zoe Stone 2916	Wandi
Bill De Paus 2910	Avon	Alan Elliot 2917	Gosnells
Marg O'Sullivan 2911	Avon	Chris Elliss 2918	Melville
Peter Kovac 2912	Avon		

A note to group secretaries and all members requiring a new name badge or cloth badge, please contact me for those items.

Barbara Jennings, Registrar

Vale

Vince Triglia, 1567, Busselton

David Devereaux, 668, Swan

Both long serving, committed members of their respective groups. Both sadly missed by all who knew them.

Our thoughts and condolences to their families and friends.

Editor's Epistle

Sad to say I haven't received any reports or photos from anyone who attended the Brisbane TurnFest next edition maybe???????????

Andrea McCandlish Editor

Situation Vacant

The position of Books and Magazines Librarian needs to be filled now that Peter has taken on secretarial duties.

Please contact Peter for more information on what's involved. Phone 9457 0351

Rowing Reporter

Collie Workshop Day

Dave Saunders MC extended a warm welcome to everyone, outlined where things were to be found and then he introduced Collie's Convenor, Dominic Italiano. Dominic also extended a warm welcome to everyone. Dave then introduced Don Clarke as the first demonstrator for the day. Dave proceeded to explain the topic of his demonstration, inside out turning. He introduced a number of items that he had previously completed and these were passed around for all to see.

Don outlined that inside out turning was a means to making a significant array of things, however he made it clear that in order for them to be successful the pieces of timber used must be square. If they were not, then after turning one side of them you would almost certainly encounter great difficulty in joining them again when you turned each piece inside out. Don then introduced a series of jigs that he uses as end caps to secure the four pieces of timber together. Don explained that it was also important to ensure that the end caps that make for holding the four pieces together not only had to be square but also of such a size so as to ensure a tight fit when the job was mounted on the lathe. Don then introduced a project he had previously completed where four shapes had been turned into the centre of the wood. The shapes were a diamond, a heart, a spade and a club.

After mounting four pieces of timber, held together by end caps, onto the lathe, Don marked out the timber, then using a skew chisel and a detail gouge he commenced to cut the diamond shape. This was followed by the heart, the spade and the club. Don used four template's, one for each shape, so as to ensure the timber was cut to the required shape. He advised he had downloaded pictures of the shapes on the internet and then used these pictures to create the four templates. After completing all the shapes on the timber Don removed project from the lathe, took of each of the end caps and then reversed each piece of timber. He explained how each piece of timber was numbered so when reversed they went back together in sequence. Don also introduced an end cap with could be mounted to a chuck. The end cap had a metal plate attached to it. Don used this end cap when he was undertaking a project which involved areas of small amounts of wood. He stated that as the wood became the thinner the crushing effect increased. Too much pressure between centres could result in the project snapping. So the use of the chuck-mounted end cap lessened the pressure on the project. Lastly Don explained how essential it was to leave the end caps on during gluing process. Keeping the end caps on ensured the he job was held together whilst the glue dried.

After a lovely morning tea Dave Saunders introduced Charlie Broadbent as the next demonstrator. Charlie demonstration was on a lidded box. Charlie started by outlining how essential it was to plan things properly when it came to creating a lidded box. He explained how certain timbers were not suited to lidded box work because they moved thereby making a poor fit of the lid. Movement could be due to excessive moisture content, so Charlie suggested if your timber was heavy with moisture content that perhaps you should pre turn and then put away for several months. Charlie also advised the need to check the flow of the he grain and to remember if using end grain timber it will soak up lacquer much more than other timber will. Soft density timber will also soak up more lacquer and this will then lead on to the need for more sanding. Charlie also advised that if possible finish entire job in one day, this will assist in preventing cracks appearing in your project. Charlie also suggested to consider using a microwave to dry out your piece of timber. Charlie then mounted a piece of tuart onto the lathe. He explained how tuart was notorious for moving when being used. This is why it was never if ever used for furniture making. Charlie explained that the piece of tuart timber had been obtained from the Sandy Bay Caravan Park and so during its growing it had been well watered. The tree had, because of good conditions, grown fast. Charlie introduced the tools he was going to use which were two bowl gouges, a skew chisel, a spindle gouge, a beading tool and a hollowing tool. Charlie then reminded us all on how important it was to check lathe speed, check balance, ensure tools were sharp, so as to ensure good clean cuts. Charlie then explained how he had rounded one edge of his parting tool. This was done to prevent or at least diminish heat build up and smoking at the end of the tool when used. It also enabled the

tool to be used in in a rocking motion.

Charlie then explained how he constantly moved his tool rest and adjusted the angle of his detail gouge in order to achieve much finer and smoother cuts. Constantly moving the tool rest ensured the bevel was also riding the job and achieving the best possible smooth cutting action. After shaping the piece of work, Charlie rotated the piece and commenced hollowing out the box. He did this using a Sorby Hollowing Tool. He brought down the thickness of the wall of the box to 7 or 8mm. He reminded us all to ensure that you maintain control of the thickness of the side walls and also to determine before you start, how deep you are going to go into the wood. Charlie used a vernier gauge to set the depth of the box. He also reminded us to maintain a smoothness of movement with our tool which also improved the quality and smoothness of the cut. Lastly Charlie spent time discussing the importance of finish the base of the box. He suggested we should all get a little more creative on the finish of the base. Cut a few circles for instance to break up the outline of the base. He stated you could get even more creative by putting inlays into the base using a different wood to the rest of the base. All in all a very creative and informative demonstration.

Next it was onto lunch and this was followed by a presentation from Andrea, President of WAWA on what was going on around the place. Andrea raised the issues of the forthcoming three demonstration/judging seminars which were being presented by David Rechter and Norm Gratte. The first being a Bunbury on 2nd April, 2016. Andrea also raised the matter regarding the election of the next WAWA President for 2016/2017. Andrea encouraged all present to consider taking a position on the WAWA COM. Along with the position of President becoming vacant there was the position of Treasurer and Committee Members. Next Andrea raised the issue of this year's Wood Show entries and that all entries should be ready in July. Next Andrea raised the matter of the need for someone to fill the position of librarian after Peter had moved to the position of WAWA Secretary. Also Andrea asked that all persons holding DVD's that they would need to return them to Rosalie for end of year clearance. Once the records were adjusted you could then take out the DVD again. Andrea then spoke of the issues surrounding Lottery West Grants. Andrea advised that WAWA COM had determined that only one application would be submitted by WAWA and the amount was up to \$15,000 dollars. Individual clubs could then come to WAWA with a submission to seek a portion of those funds.

Next the MC introduced Joe Clark as the next demonstrator. Joe explained how he was going to make a pedestal bowl and how he had developed the idea after watching an episode of Antique Roadshow. Joe advised that with all his projects he completed a drawing first, albeit not always to scale but a drawing nonetheless. Joe produced a piece of camphor laurel, mounted it onto the lathe and proceeded to cut a spigot. He explained how he intended to use a 35mm long jaw chuck to mount the timber onto the lathe after he had cut the spigot. He explained that the tools he intended to use were a bowl gouge, a spindle gouge and a scraper. Joe then introduced a little piece that he fitted onto his tool that deflected the cur scrapings away from his face. Once Joe had shaped the outside of the bowl he used a Mirrortone solution of 50/50 concentration, lacquer 50%, thinners 50%. Joe advised that he does not use a sanding sealer he just applies the solution straight onto the work. Joe then reversed the piece on wood and advised how he always uses the tailstock to assist in preventing the piece from flying off the lathe. He said that whilst hollowing out the bowl he keeps the tailstock in place for as long as possible. Joe then finished hollowing out the pedestal bowl. Another very good demonstration.

Next it was over to Bruce Jackson to provide us with the competition results. Bruce expressed his delight at the fact that 50 entries, a record number, had been received with there being 19 entries in novice, 15 in intermediate and 16 in advanced. Clearly the judges had been presented with a difficult task, not only because of the number but also because of the high standard of entries. After presentations it was clean up and head home. A very enjoyable day for all who attended.

Keith Davies – Rowing Reporter.

News From the Groups

Bunbury Bites

In the last newsletter it was incorrectly reported that Barry Laidler had finished first in the March club competition. The correct result was first Norm Hoskins, second Barry Knop and third Kevan Hunt. The writer apologises for the mistake but in his defence advises he was given the wrong information. The supplier of the information claims the writer misinterpreted what he was told.

On the Wednesday the 6th April, 2016 the Bunbury Club Competition only attracted one entry, that being me. Competition item was a turned form with legs. I guess I won first, second and third prize for that night. The next part of the evening was a competition where all members were given a sheet of paper and they were required to identify the pieces of wood, thirty pieces in all which had been brought into the club rooms by Lyn Poli. The pieces of wood consisted of Australian wood, New Zealand wood, some from Ireland and some from America. The best score on the night was 15 out of 30 with few club members getting very many correct. Show and tell was provided as ever by Ted Norrie who always finds something every month to bring in. Ted brought in a lovely lidded box made out of jarrah. The evening concluded with Joe Hegney introducing some very old tools which included a bow drill which had the string of the bow used in a push pull manner to drill a hole and a chamfer plane.

On Saturday the 9th April 2016 the club operated a stall at the Bunbury Show. Wood turning demonstrations were conducted throughout the day and the numerous club members had items they had turned for sale. The day went well and over \$400.00 worth of items were sold. The next activity being undertaken by the club will be participating in the Dardanup Art Trail. This event is being held at numerous venues in Dardanup, the Ferguson Valley and Wellington Mills during the last weekend of April and the first weekend of May. The club has hired the Ferguson Valley Community Hall and will be providing wood turning demonstrations and selling turned items during both weekends of the event.

The club has now completed the turning of 120 jarrah bowls. This photo features the bowls and some of the club members who made them.



Keith Davies, Club Secretary

Busselton Mumblings

Your Busselton correspondent apologises for a lack of recent contributions due to family travel arrangements. To partially make up I can now report on a very special and recent visit by six club members to Ennuin Station. The station adjoins Lake Deborah West and is accessed off the Mount Jackson Road to the north of Bullfinch. Here's an excuse to now get your maps out to find where Ennuin actually is. The plan was to explore this part of the Western Woodlands, to identify some of the floral species, to participate in conservation strategies, and generally to have a convivial time together. Charlie had his lathe set up at the station homestead, and members were encouraged to undertake some egg production. The trip was provided through the generosity of one of the members, Peter Knight who is the current lease holder.

From the photo attached you can see the participants of the trip preparing a nightly bath under the stars, and working out whom in particular will participate in the 'order of the bath'. Members were surprised by the size and variety of some of the gums present, and the understory species. Charlie provided a running commentary where he could but was often stumped and



needed to resort to studying the scientific literature Peter has in abundance for answers. Members were surprised by many of the floral features. For example: the plentiful hanging bark of *Eucalyptus sheathiana*; and the *Eucalyptus corrugata* which framed the sunrise around the home..

Apart from such trips the Wednesday workshops continue with themes such as 'preparing the pedestal', maintaining the lathe and bandsaw and competition entry discussions such as 'what is a leg'? The most recent demonstration by Dennis was to hollow a vase whilst the timber

was still green. The club has a new shed located by the workshop which has now been fitted with shelving to allow more timber and items to be stored to make space in the workshop. This will allow easier cleaning and make our wood supplies more accessible. Planning is going on for the Wood Show later in the year.

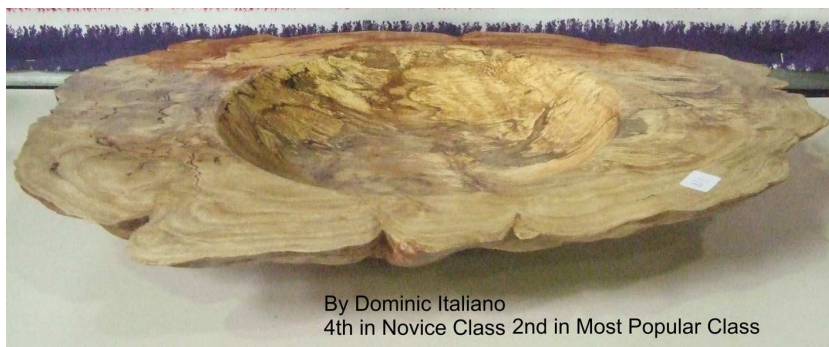
It was with great sadness and surprise that members were apprised of the parting of Vince Triglia who was a long time club stalwart. Billy Hallyburton has also been unwell and is the proud owner of a new pacemaker device. He has only recently made it back to the Wednesday night meetings as standing is now more of a challenge.

Collie - From the Coalface

Hi again from the Coalface,

What a fantastic weekend we had on the 19th March at our demonstration day, we had a record number of entries, 50 in total, some what of a record I'm told. So ... a big, big thank you to all who entered. A big thank you must also go to the demonstrators - Don Clark, Charlie Broadbent and Joe Clarke - who put on a top performance.

Our local turners did well with Ken Morgan winning the novice section, Ken Hands second in the intermediate section and Dominic Italiano first in the most popular. Well done guys. Talks are already under way on how we can to improve next year.



By Dominic Italiano
4th in Novice Class 2nd in Most Popular Class

Our meeting in March was a bit light in numbers, competition this month was tuners choice the results were:
Advanced: first Dominic Italiano - tea cake stand, york gum, prickly pear.
Novice: Dave Saunders - candle stick, sheoak.

Four members attended the seminar presented by Norm Gratte and

David Rechter in Bunbury on demonstrating and judging. They all came back with positive comments.

GOLD! GOLD! GOLD! GOLD!

Its not every week that we can boast of having a gold medalist in our club ... our Hayley Digney represented Australia in the underwater hockey world championships in South Africa where they won the gold medal in the women's masters division. Our congratulations to Hayley and her team.

Our competition item for April was a rolling pin and winners were Advanced - Dominic Italiano, second Doug Gulvin. Novice - Wayne Retzlaff, second Dave Saunders.

That's it from the coalface for this edition.

Dave \$

Gosnells Gossip

In lieu of our normal demonstration on 30 March we viewed a DVD by Eli Avisera on segmented turning. This was an enjoyable opportunity to see a master turner at work on something different.

Show and tell on 6 April produced a nice bowl in she-oak complete with lid and finial by Peter Manchee. John Atkinson also presented a bowl in she-oak. A good effort from one of our newer members.

An outsize pair of tweezers in timber was offered up with the question "what is it." After some discussion, and smart remarks, the more knowledgeable among us identified it as a leatherworker's clamp.

Another interesting puzzle was presented in the form of a wooden shape with a nail inserted in an impossible position. The question was, how? Unfortunately we are still looking for the answer.

Peter Manchee produced another bowl in she-oak for show and tell on 13 April. Nicely shaped with the upper surface embellished with some relief carving.

Geoff Britton presented a bud-vase in peppermint which had shrunk severely oval after turning. AS a service to group members we have arranged with Bruce Jackson to provide a supply of milled turning blanks for resale to members. This should eliminate the problem of "where will I get a piece of ---- for my project?"

Jim

WOODTURNING PROJECT PARTS

The B-Y in project parts from Box, Clock, Cutlery
to Spinning Tops and Yoyo

Telephone : 9330 8383

Email : jim@telama.com.au

MAYAMA GEMS

2/41 McCOY STREET MYAREE 6154

Mandurah Woodturners
Weekend Workshop
Saturday 21st May
Falcon Reserve, Lynda St, Falcon (south of
Mandurah, off Old Coast Road)

Convenor: Harry Butler
MC: Harry Butler
Safety Officer : Col Rutherford

Competition Item: Pedestal, not less than 600mm high

Trade Suppliers: Mayama Gems,
Bruce Jackson Timber Sales,
Allan Williams

PROGRAM

08.00 Registration & Raffle Sales

08.55. Welcome and Opening Speeches

09.10. **Steve Horley.** Spinning top box

10.10. Morning Tea, Members please bring a Plate

10.40. **Kevin Luff,** Chinese Teapot Box

11.50. Presidents Forum

12.00. Lunch Soup and Sausage Sizzle

Competition voting closes at 1.00

1.00. **Don Clarke,** Olive scoop

2.00. 10 minute break

2.10. **Frank Evans,** Small Burl Wall Clock, max 300mm

3.10. Afternoon Tea

3.45. Competition Results and Raffle, followed by closing speeches,

Takedown and Tidy up, many hands make light work.

Mandurah Memo

We are continuing with the fitting out of our new shed, finishing the new benches and lockers for the lathe stations. Bob Loss visited our shed on the 25th February to review our dust extraction requirements. A team of very helpful and enthusiastic members are contributing greatly to making a superb workshop.

Thanks to a grant from the Bendigo Bank we have been able to make a start on our planned demo area video screens and cameras, first screen and camera are superb to look at. The audio visual system is half completed and the preparation for the second stage is we in hand. We have had demonstrations: Flying Saucer Bowl by Frank Evans, Vase max height 250mm by Colin Rutherford, Natural Edged Bowl by Steve Horley, Inside-out Turning by Maurie Munroe and a Turned form with legs by Robbie Norton. Our Hands-On sessions are well received and we have a lot of enthusiastic attendance that is helping us all. We will be doing sessions on making our own tools and jigs.



We are looking forward to our Week End Workshop at our new venue, it will be easier to get to this year.

We have discussed arrangements for cooling during the hot summer months without too much noise during the demos.


Jon Braine

Manjimup Matters


Finally, after several months of disruption, the internal repairs to our workshop have been completed. A small group of members worked over the Easter weekend to rebuild the display shelves, using as much of the material from the old shelves as possible. They did a great job and we now have a much lighter display area which give members and visitors better access to the items on the shelves.



From this



To this



All that remains to be done is the replacement of one, possibly two rafters eaten by the white ants. This will not cause any disruption to activities, as the work will be done by lifting the tin on the affected section of roof.

The annual Balingup Small Farm Field Day was held on the Saturday of the Anzac weekend. This is always a huge affair and the crowd was estimated at around 10,000 people. For us it is a long and tiring day, but we survived and managed to spread the woodturning word to as many of the public as possible. It was pleasing to see a few WAWA members from other clubs.

Finally, we have several members on the sick list, and we wish them a speedy recovery.

Laughter is sunshine in a house. (William Makepeace Thackeray 1811 - 1863)

Yvonne Pegrum

Melville Mutterings

24 Feb – Rob Snowden continued his demo from 20 Jan with completing the off-set oval turned salt/pepper grinder incorporating a ceramic mechanism which is adjustable in respect to the grind of the contents. A detailed & extremely well presented demo involving a lot of fine cutting with a spindle gouge to achieve the acceptable oval shape & a small scraper & finished with 40 grit (shudder shudder) for shaping. Thankfully Rob then resorted to the traditional grits for finishing. S & T was a good tabling critiqued by Ray Woodcock. It was also announced that the Group efforts for the Yarloop bushfire raised a very creditable \$2,821.70.

2 Mar - Today Norm G started with a discussion on the benefits of two bevels on tools & demonstrated his techniques in this aspect followed by a practical demonstration from “go to whoa” in creating a small lidded box accompanied by a detailed commentary with each stage. S & T was capably undertaken by Barry Wilson with the tabled items including the 6 winning entries in the Swan Group’s workshop the previous Saturday. Acting Convenor David Rechter commended members on the W/E attendance & achievements of competition entrants urging members to maintain both attendance & competition entries at the events for the remainder of the year. Worthy of mention in the S & T tabling was the 19 identical (?) finials made by Rob Snowden to adorn the white picket fence for his son’s 125 y/old house being restored in Fremantle.

9 Mar – Today’s demo was by Russell Nash showing how he converted a 100mm cube into a three sided bowl. From the outset Russell emphasized that it was imperative the material was carefully cut to achieve a perfect cube & resulting uniform shape. Detailed & well prepared presentation. S & T was cancelled to enable Norm G & David R to conduct a short session (?) on design & shape which also incorporated a critique on a number of items that they had created with very good feedback from members present

16 Mar – Monthly HANDS ON DAY **AGAIN** (THEY SEEM TO RUSH AROUND LATELY!) but thanks to the ever patient Norm G it is always well organized & greatly appreciated by those attending. Today’s creation was a simple small lidded box in a finished form of either round or square profile. As usual participation was enthusiastic with 11 lathes operating & numerous suggestions from members at the lathes – undoubtedly some constructive & other critical but all entered into the spirit of the undertaking with various levels of completion achieved by knock off time. In line with established practice some finished items will feature in coming S & T displays. No S & T today in line with policy.

23 Mar – Bob Malacari from Wandie Group entertained us today with a demonstration of his manner of creating a thin platter & also incorporating a discussion on methods & uses for paper joints & also a selection of homemade tools for specific applications.

30 Mar – Milton Rundle gave a presentation/demo on the versatility of vacuum chucking procedures which can be useful in completing/fine tuning & tidying up the bases of completed items. A technique utilized quite a lot in the early days of WAWA & prior to the range of chucking devices marketed today but still can be very useful. S & T was handled by Rod Ulph.

6 Apr – Quarterly general meeting to discuss admin issues/programme/events etc. followed by addresses by Lex McLachlan & Vikki Gates on life’s experiences post basic schooling days. In both cases interesting & varied with a great deal of travel within Australia & internationally. S & T, a good tabling critiqued by Bob Tucker.

13 Apr – Demo today by David Rechter on creating a novelty/attractive serviette holder. David’s usual detailed presentation utilizing jigs he prepared personally to maintain the accuracy of measurements & dimensions involved to ensure the finished item is on the high acceptable standard required. S & T was undertaken by Ken Thurston.

20 Apr - Monthly “hands on” day with Norm G. leading & the project for the day was creating an off set plastic shopping bag carrier handle complete with finger grips. The usual enthusiastic participation from most of the 41 in attendance – most completing at least one article with a

number making two items - well done!! No S & T today.

27 Apr –Today's demo was by Bernie Dixon creating a cloth tape measure holder & quilters device for simplifying removal of the numerous safety pins on a completed quilt utilizing standard simple tools & discarded blind rivet pins. Small devices requiring only basic tools. Show & Tell was capably handled by Philip Vinden & included a number of successful competition items from last Saturday's workshop.

70M108P

Swan Snippets

It is with a great deal of sorrow that we have been advised of the death of Mr David Devereux, a long-time member and supporter of the Swan Group. We mourn the loss of a very talented man. Rest in Peace David.

The quantity of our show and tell has increased and we are getting some very interesting and quality items for display which showcase the varied skills and talents of our members.

In line with our club's projects which we are running this year, Allen Murten stepped up to demonstrate turning egg cups. This was Allen's first demo. He approached the project with passing around a number of finished egg cups. He then proceeded to make his demo cups concurrently from one cylinder of wood. The wooden ring around the stem of one cup was a nice addition. Bravo Allen on your first demonstration. The club members then had a couple of weeks to turn and bring in their own designed egg cups. A nice collection of cups were entered and a critique was given.

Bruce Shephard held his audience in silence as he turned a three legged stool. Bruce started with pre drilled holes in the underside of the top, legs and cross bars. The demonstration was smooth, closely watched and the resulting item was very attractive with visually identical matching legs which fitted into the top and with the supporting cross bars on the legs enabled the item to be handed around without coming apart prior to gluing.

A visit from Firetrain refreshed and reminded us of the importance of some knowledge regarding fire for the protection of occupants, workshop and home. Portable fire equipment, the pictographs of classes of fire, colour coding and operation of extinguishers was discussed. Well-presented and received talk.

Skipping ropes which completely enclose the rope in the head of the handle were demonstrated by Chris Allen. Nice items completed. The club went on to have a hands-on turning day to complete a number of these skipping ropes. A total of 40 skipping ropes were presented to the Helena Valley Lifestyle Village's Craft Group and Christmas Shoe Box Appeal run by Samaritans Purse, a Christian group from America with an Australian branch. They distribute gifts to disadvantaged children overseas.

Ted Stewart-Wynne, Steve Foster and Mary Byers demonstrated the turning of three different spinning tops. A top team and a top job.

Richard Barkman demonstrated some aspects of making a pot plant pedestal including the slight taper at the top end, a feature of classic Doric columns.

Noel Moyes played a video on techniques of mastering woodturning by Glenn Lucas, an experienced professional woodturner. Some very helpful ideas and tool handling was demonstrated.

Swan Group Competitions Winners:

Flying Saucer Bowl Novice: 1st Mary Byers. **Intermediate:** 1st Bud Cooke. 2nd Allen Murten.
Advanced: 1st Brian Kirkby. 2nd Bruce Shephard. 3rd Joe Clark.

Natural- Edged Bowl Novice: 1st Mary Byers. **Intermediate:** 1st Allen Murten.
Advanced: 1st Brian Kirkby. 2nd Bruce Shephard. 3rd Don Clarke.

Turned Item with Legs Novice: 1st Mary Byers. **Advanced:** 1st Don Clarke. 2nd Bruce

Shephard.

Bunnings Midland held a family night in March and our club was again asked to demonstrate wood turning. Great opportunity to exhibit some of our finished items and to engage all ages present in watching the skills of our members as they turned interesting giveaways. Egg cups for Easter were the flavour of the night. Eleven members in attendance and a large crowd made for a fun night.

The Swan Club again attended the Guildford Heritage Festival. There was plenty of interest in our turners as they demonstrated their skills and talents. Some beautiful turned items were for sale and a very enjoyable day was had by all.

Mary Byers

Toodyay Tattles

Well ... things are looking up in Toodyay. We have had opening rains earlier than I can remember with out losing our germination of feed. The rains have continued and we now have good sheep feed. The place is looking absolutely beautiful.

Also great news. By the time this goes to print our new shed will be started and we may have something to show you all at our weekend workshop. We won't be in at that time but will be planning our layout and interior fit-out.

We have at this time gone back to our winter times and are now starting at our regular 9am on Sundays. Our midweek times are still the same but at least on Sundays now we can have an extra hours sleep in.

Our mid week meetings are still creating interest and we would like to welcome Carol James and Ulf Maas to our midst.

I know that quite a few turners went to Turn Fest in Queensland recently and our David Doye was



168 Balcatta Rd, Balcatta WA 6021
P (08) 6143 5788 F (08) 6143 5789
www.carbatecwa.com.au



one of them. David has come home full of enthusiasm and with a lot of photos of interesting turning to show us. It seems to have been a great experience.

The club has now worked out what we are going to turn for our Raffle at the Toodyay show and we are going to build a Wheelbarrow for Pot Plants with quite a bit of turning in it.

The club was approached by the Duyfken Foundation to do some turning for them and fortunately we were able to work in with Swan to help the out.

Our new Turners are going well and all have completed articles to take home and show their partners. We have had some very interesting Wednesday evening coaching and seeing these people advance.

Anyway that is about all from the Avon Group for this edition and so remember that Roadwise advises *DONT DRIVE TIRED.*

The Tattler

Wandi Waffles



This year has begun with the club participating in a number of community events. The most important of course was the official opening of the shared use Pavilion at Wandi. All clubs using the facility were present on the day, Sunday 3rd April to share their club activities with the general public. Huge thank you to the Wandi Progress Association who as a community group worked very hard to bring this project to fruition.

The Rotary Beachside Festival was held on the same day, which showcases local groups and their activities as well as organising sporting challenges with distance races. As usual our members were well looked after by the members of Rotary. We look forward to participating again next year.

Port Kennedy Primary School 20th Anniversary Fete held on March 20. Great interest from the general public in what we do.

Demonstrations this year have been based on WAWA Competition programme as well as other interest areas of members. Our calendar to date has involved demonstrators sharing their knowledge, expertise and experiences. We thank them for their time, enthusiasm and participation in our club activities. Demonstrators have been Graham Lewis - Flying Saucer Bowl, Bob Malacari - old school paper joins, Rob Jones - natural edge bowls, Kevin Luff - Turned form with legs, Allan Williams - the workings of our new PA system. Our pedestal session was a little different with members bringing their own work or that of family members who had created pedestals for varying purposes. A very informative shared session, Allan Williams - Embellishment techniques of stipling, cup burs and texturing.



As usual our Show and Tell sessions have been diverse and spark enthusiastic questioning and discussion. Contributions include Willy Nelson- 'window on the world' platter, large jarrah bowl and platter, Rod Cocks Jnr - salt and pepper grinders with an unusual shape, John Scarfe - jewellery hangers, embellished Koa bowl, drink mugs, Wagner texturing tools, vases with embellished sections, Rod Cocks - ebonizing effects on bracelets, lidded box, Graham Ding - magazine rack, olive pen box, Bill Younger - nut rivet gun (same style, but miniature of the old

style used on the railways), Russel Potter - bullet twist pen, Chris Gray - lidded bowl with finial, Dave Mundy - manual chain saw circa WW1 with two handles in leather pouch, John Mercer - natural edge bowl and knife, Robin Campbell - wall hanging combining turned and carved sections in a variety of timbers, Graham Lewis - Jetulong carving of female torso, Elaine Boyd - birdhouse with light and coloured roof spots using knitting needle sections, sewing machine with spools, thimble and pin cushion, Ray Booth - lamp stand with pyrography feature.

The Waffler

TWO KINDS OF PEOPLE

*There are two kinds of people on earth today,
Two kinds of people no more I say.
Not the good or the bad, for it's well understood,
The good are half bad, the bad are half good.*

*Not the happy or sad, for in the swift-flying years,
Bring each man his laughter, each man his tears.
Not the rich or the poor, for to count a man's wealth,
You must know the state of his conscience and
health.*

*Not the humble and proud, for in life's busy span,
Who puts on vain airs is not counted a man.
No! the two kinds of people on earth I mean,
Are the people who lift, the people who lean.*

*Wherever you go you'll find the world's masses
Are ever divided into these two classes.
And, strangely enough, you will find, too, I mean,
There is only one lifter to twenty who lean.*

*In which class are you? Are you easing the load
Of the overtaxed lifters who toiled down the road?
Or are you a leaner who lets others bear,
Your portion of worry and labour and care?"*

— [Ella Wheeler Wilcox](#)

For Sale

Neil Turner - Private Tuition

I am offering private tuition in woodturning, carving, pyrography and embellishing.

Courses can be tailored to your requirements.

Course duration: 9am to 4pm

Cost: \$330 (GST inc) per day, includes morning & afternoon tea and lunch.

Accommodation available: \$60 per night, includes breakfast

Contact: Neil or Suellen Turner by phoning 9795 3737 or mob. 0488 996 120
Or email at: nm.sm.turner@wn.com.au



Good home sought for older lathe in good working order. Comes with all the essential bits and pieces to settle usefully into another workshop.

Manual belt change for speed variation. Storage space part of stand.

For more details, contact Maxine Braviner-Tucker by email: maxinebt@hotmail.com

FOR SALE AS A LOT - part of a deceased estate, a number of woodturning and wood working tools and equipment is offered for sale. All equipment is in good working order and of good quality. Includes Bormac bench-mounted drill press, Emax air compressor, Clisby compressor, Symtec lathe, Ashby&Abbott bench grinder, Woodfast bandsaw, tools and accessories plus a quantity of wood suited to turning. The lot - \$3000 The photos show most of the items. Contact Michele Oakley email: andrewhill@inet.net.au. The items are located at The Vines.



Avon Woodturners
Weekend Workshop
Saturday 18th June

Toodyay Memorial Hall, Stirling Tce, Toodyay

Stirling Terrace is the main street of Toodyay, parking is available one street behind the hall. Cafes, museums, galleries, shops, parks all within 10 minutes walk from the hall.

Convenor: David Doye

Trade Stalls: P-Square Agencies, Bruce Jackson wood sales, Allan Williams. Space available for Used Tools, etc.

Competition Item: A decorative wall hanging, substantially turned.

Program:

8.15 Registration

9.00 Welcome and opening speech, housekeeping info

9.15 Vaughn Richmond - using turned metal to enhance or strengthen your work (this is a demo Vaughn gave at the Brisbane Turnfest)

10.30 Morning Tea (members please bring a plate)

11.00 Vaughn continues

12.00 President's forum

12.15 Lunch - meat and salad roll with drink

1.00 Cliff Simpson, Roadwise Officer for the Wheatbelt - presentation on Roadwise objectives and activities

1.15 Noel Moyes - a goblet in two pieces

2.45 Afternoon Tea

3.10 Raffle; Competition Results; Show & Tell

3.50 Closing speech

Pack up - all assistance would be greatly appreciated

Michael Kehs

Turning Demonstration

24&25 September 2016
Melville Recreation Centre
cnr Stock Road & Canning H'way, Melville

Saturday 24th September - 9am to 4.30pm Cost \$25
Turning demo

- 1- Sphere ornament with inlays - Michael will show a technique for turning spheres, then hollow the ornament and turn some inserts to let into the side of the sphere.
- 2- Thin walled open vessel with bowl gouge - Michael will show a way to create an open vessel with very thin walls using a bowl gouge.
- 3- Sphere box - Michael will show his technique for hollowing out a spherical shaped box using templates.
- 4- Celtic drinking horn - Viewers will be shown the process of turning, cutting apart and reassembling a horn shaped vessel.



Sunday 25th September - 9am to 4.30pm Cost \$125
Hands on workshop

- 1- Sphere box - The students will be through the process of turning a spherical box using templates
- 2- Celtic drinking horn - The students will be taught in this class how to create a horn shaped vessel. Much of this project will require carving the shape after turning, during the reassembly process.

To book your tickets Contact Brian Fowlie (after June 2016)
ph. 9310 3161

CWS

Carroll's Woodcraft Supplies

www.cwsonline.com.au

Your one stop shop for all your Woodcraft Supplies



Phone, email, web mail order specialists

Carroll's Woodcraft Supplies
53 ESSEX STREET, MOOLAP, VICTORIA, 3224
Phone: 03 5248 0726 Fax 03 5248 7216
Email: cws01@tpg.com.au
www.cwsonline.com.au

Competition Results

Collie, March 2016

Competition Item: natural edged bowl

NOVICE

1. Ken Morgan
2. Les Beauglehole
3. Graham Turner
4. Dominic Italiano

INTERMEDIATE

1. Harry Butler
2. Ken Hands
3. Col Rutherford
4. = Syd Harvey & Mike Bishop

ADVANCED

1. Frank Evans
2. Steve Horley
3. Norm Hoskin
4. Bruce Jackson

MOST POPULAR

1. Frank Evans
2. Dominic Italiano
3. Steve Horley
4. Col Rutherford

OPEN

1. Frank Evans
2. Harry Butler
3. Ken Morgan
4. Les Beauglehole

Melville, April 2016

Competition Item: turned form with legs

NOVICE

1. Graham Turner
2. Lyndsay Dunning
3. Frank Dymond
4. Gary Watson

INTERMEDIATE

1. Rob Snowden
2. Syd Harvey
3. Ray Robertson
4. Col Rutherford

ADVANCED

1. Charlie Broadbent
2. Joe Clark
3. Viv Paust
4. James Murray

MOST POPULAR

1. Syd Harvey
2. Viv Paust
3. James Murray
4. Joe Clark

OPEN

1. Charlie Broadbent
2. Viv Paust
3. Rob Snowden
4. James Murray

Congratulations to all winners and place-getters

From the new Weekend Workshop Coordinator

Would all those interested in demonstrating at weekend workshops in the new year (2016) please send your name and contact details to me davidoye48@gmail.com so I can compile a register for 2016 to assist groups wishing to contact potential demonstrators.

Thank you

David Doye

ELECTION OF OFFICE BEARERS
2016 – 2017

Office bearers for the Committee of Management are elected at the Annual General Meeting of the Association to be held on the 17th. September 2016.

Current Committee of Management.

President, Andrea McCandlish,
Immediate Past President, John Gardiner.

Committee members:

Continuing members are: Bruce Jackson, Norman Hoskin and Colin Rutherford who will complete their two year term in 2017.

The following complete their two year term of office at the 2016 AGM. but are eligible for re-election. Andrew Phillips, Barbara Jennings, Chris Paplinski, David Doye, Peter Cunningham, and Laurie Sutton.

OPENING OF NOMINATIONS

I hereby call for nominations for the following vacancies.

President: For a one year term.

Committee Members: Minimum three, maximum seven vacancies each for a two year term.

A valid nomination form must be signed by a proposer and seconder and include the consent of the member to serve if elected.

A nomination form is provided in this newsletter for your convenience, but Email nominations will be accepted provided they contain all relevant information.

Completed forms to be lodged with Returning Officer by 31st. July 2016.

DEREK MARTIN
Returning Officer, Woodturners Association of W.A.
4/451 Riverton Drive E.
Riverton, WA 6148

Email:- derek.martin8@bigpond.com

THE WOODTURNERS ASSOCIATION OF WESTERN AUSTRALIA INC

ELECTION OF OFFICE BEARERS 2016 - 2017

NOMINATION FORM

1..... Membership No.....
(Nominating Members Name)

Wish to nominate

..... Membership No.....
(Name of proposed office bearer)

To be elected to the office of **PRESIDENT* COMMITTEE MEMBER***

*Cross out whichever does not apply

at the election to be held on 17th September 2016

I second the Nomination

Name of seconder.....Membership No.....

..... (Signature of Seconder)

I, the undersigned, hereby declare I am not an undischarged bankrupt and do not have a criminal conviction for an offence involving fraud or dishonesty as described in section 39 (1) of the Associations Incorporation Act 2015.

I accept the nomination and agree to serve if elected.

.....
(Signature of proposed Office-Bearer)

Date.....

NOMINATIONS CLOSE WITH THE RETURNING OFFICER at 5.00 pm on 31 July 2016

NOTE: I will accept Nominations Forms by Email provided that they have been validly executed.

***Returning Officer:- Derek Martin, 4/451 Riverton Drive E. Riverton 6148. W.A.
Email:- derek.martin8@bigpond.com***

Diary Dates

Competition Items for 2016

February 27th—Swan
Flying saucer bowl

March 19th—Collie
Natural edged bowl

April 23rd—Melville
Turned form with legs

May 21st—Mandurah:
Pedestal, minimum height 600mm

June 18th—Avon
Decorative wall-hanging

July 16th—Gosnells
Platter

August - Wood Show TBA

August 20th— Bunbury
Wine table

September 17th—Wandi (AGM)
Money box

**October 15th—Joondalup-
Wanneroo**
Burl item, no restrictions

November 19th—Busselton
Table lamp
1 for novice & intermediate
Matching pair for advanced
.

WAWA Shopping Centre Displays 2016

Kardinya Shopping Centre - 20th to 25th
June

Wood Show - 5th to 7th August

Park Centre, Victoria Park - 29th Aug to
3rd September

Melville Plaza - 3rd to 8th October

Southlands Shopping Centre - 17th to
22nd October

Armadale City - 31st Oct to 5th
November

Waterford Plaza - 7th to 12th November

Phoenix Shopping Centre - 28th Nov to
3rd December

The following may be contacted for
information or if you would like to join the
display/sales team.

Brian Fowlie	9310 3161
Neil Piper	9399 3723
Geoff Saw	9354 1562