


# The Woodturners Association of Western Australia (Inc.)



## NEWSLETTER ISSUE 183 MARCH / APRIL 2016



By James Murray  
1st in Advanced Class  
1st in Most Popular Class  
1st in Open Class

<b>Committee Names &amp; Numbers</b>	2	Melville Mutterings	11
<b>Group Meeting Days &amp; Times</b>	2	Swan Snippets	11
<b>Committee News</b>		Toodyay Tattles	11
Presidential Pronouncement	3	<b>Weekend Workshop Notices</b>	
Registrar's Ramblings	4	Collie Program	10
Editor's Epistle	4	Demonstration Seminars	14
<b>Roving Reporter</b>	5	Melville Program	17
<b>News from the Groups</b>		For Sale	16
Bunbury Bites	7	Competition Results	18
Collie - From the Coalface	7	Technical Desk	19
Gosnells Gossip	8	Diary & Shopping Centre Dates	20
Joondalup-Wanneroo	9		
Manjimup Matters	9		

**Closing Date for Edition 184 : Sunday 24th April 2016**

[www.woodturnerswa.com](http://www.woodturnerswa.com)

**WAWA  
Committee**

**President**

Andrea McCandlish ..... 9622 9646  
Email: wawapresident@gmail.com

**Vice President**

Norm Hoskin

**Secretary**

Peter Cunnington ..... 9457 0351  
Email: wawa.sealer@gmail.com

**Treasurer**

Laurie Sutton ..... 9458 6996  
145 Hollis Road, Wilson 6107  
Email: wawatreasurer@gmail.com

**Committee Members**

Barbara Jennings ..... Andrew Phillips  
Peter Cunnington ..... David Doye  
Bruce Jackson ..... Chris Paplinski  
Norm Hoskin ..... Colin Rutherford

**Immediate Past President**

John Gardiner

**Membership Registrar**

Barbara Jennings ..... 9752 4302  
PO Box 1446,  
Busselton WA 6280  
Email: wawaregistrar@gmail.com

**Video Librarian**

Rosalie Sutton ..... 9458 6996

**Librarian**

Peter Cunnington ..... 9457 0351

**Competition Coordinator**

Bruce Jackson ..... 9534 5054

**Shopping Centre Display**

Refer to last page of newsletter

**Web Site**

David Doye ..... 0403 294 181  
Email: davidoye48@gmail.com

**Weekend Workshops**

David Doye ..... 0403 294 181

**Magazine Editor**

Andrea McCandlish ..... 9622 9646  
Email: wawa.newsletter@gmail.com

**Group Details**

**AVON VALLEY**

Wool Pavilion, Showground, Toodyay  
Sunday 8.00am—11.00am (Summer)  
9.00am—12 noon (Winter)  
Wednesday 6.30pm  
David Doye, Convenor ..... 0403 294 181

**BUNBURY**

Cnr Thomas & Hislop Street, Bunbury  
9.00am to 12.00 noon Tuesdays  
7:00pm 1st Wednesday of month  
9.00am to 2.00pm Thursdays  
Tony Mellar, convenor ..... 9795 6016

**BUSSELTON**

Agricultural WA Building cnr Queen St & Marine Tce,  
(Most) Tuesdays 9.00am to 3.00pm  
Thursday 9.00am to 12 noon  
7:00pm 2nd & 4th Wed., 10:00am - 4:00pm Sat.  
Dennis Haddon, convenor ..... 9752 1235

**COLLIE**

Clubrooms -cnr Witnoom & Steere  
Monday evenings  
Wed 9:30am - 3:30pm  
Month Meeting on the last Sunday  
Domenic Italiano ..... 9734 1853

**GOSNELLS**

Southern River College, T&E Building,  
Southern River Road, Gosnells  
8.30 am to 12.30pm Wed., 6:30pm - 9:30pm Thurs.  
Laurie Sutton, convenor ..... 9458 6996

**JOONDALUP/WANNEROO**

Heathridge Leisure Centre, Sail Tce, Heathridge  
2nd & Last Monday 7:00pm  
Andy Hill, convenor ..... 9447 6946

**MANDURAH**

Falcon Reserve, 30 Lynda Street, Falcon  
Thursdays: 6:00pm - 9:00pm  
Harry Butler, convenor ..... 0412 484 048  
www.mandurahwoodturners.com

**MANJIMUP**

The Shed, Timber Park.  
Wed. & Thurs. 10.00 - 2.00 & Sunday 11.00 - 3.00  
Dot Jacobs, convenor ..... 9771 2824

**MELVILLE**

Melville Rec Centre, Cnr Stock Rd & Canning Hwy  
9:00am Wednesday  
Roy Lundy, convenor ..... 9444 8680

**MUNDARING**

Old Parkerville Primary School, Dura & Riley Rds, Parkerville  
2:00 to 4.00pm Wednesday  
Barry Wright, convenor ..... 9298 9672

**SWAN**

Swan Senior Citizens Centre, 1 The Avenue, Midland  
2nd Tues. 7:30pm 1st, 3rd, 4th & 5th Tues. 1:30pm  
Richard Barkman, convenor ..... 9294 2087

**WANDI**

Wandi Community Hall, DeHaer Rd, Wandu  
7:00pm 1st & 3rd Thursdays (Gen. Meeting & Demo)  
Tuesday 8:00am - 12 noon & 6:00pm - 9.00pm  
Wednesday 8:00am - 12 noon & 12 noon - 4:00pm  
Jim Cameron, convenor ..... 9455 2437

## *Presidential Pronouncements*

The Swan workshop got us off to an excellent start for the new year in spite of having to be shifted back a week due to a large public event on the nearby oval ... and in spite of a stinking hot day. It was good to see the day well-attended and an impressive line-up of competition entries. Especial congratulations to the first time novice entrants - without the signs, it would have been difficult to tell where the different classes began or ended.

Bruce Jackson announced the results of last year's WAWA Group Challenge with Avon Woodturners taking first place followed by Mandurah Woodturners. Bruce said he was very pleased with the overall competition last year with a 25% increase in entry numbers and the generally high standards. However, it was a bit disappointing that some groups were very under-represented considering their member numbers. This year's Challenge prize money will be distributed differently. Each entry will still earn one point for the member's group but the \$1500 will be divided by the total number of entries to arrive at an amount per point. This is estimated to work out at between \$4 and \$6. So, if a group's total entry count is 40 points, that group will receive between \$160 and \$240 at the 2016 AGM, remembering this year's competition runs from February to August. Get those tools sharpened!

On weekend workshops ... the CoM has received or been advised of some complaints of damage to competition items occurring while being handled by members during the popular vote examination. There are two sides to this issue. It is a given that members handling someone else's work should be treating that item with respect and care. It is also a given that members submitting entries should expect their item to be handled as part of the process of being judged by their peers. The competition is an important part of the weekend workshops and we don't want a situation developing that discourages people entering their work or prevents members from touching the competition items. Bruce and the CoM will monitor the issue but I trust that incidents will be few and far between.

Norm Gratte and David Rechter have made arrangements to deliver demonstration and judging seminars at three locations - Bunbury 2nd April, Swan 30th April and Mandurah 7th May. All interested members are encouraged to attend and the seminars are being hosted at locations to maximise access. These have been organised as a WAWA service to members and I thank Norm and David for their time and efforts in doing this for members. Thanks also to the host groups. Please refer to the notice in this newsletter.

I'm pleased to advise that negotiations are under way to arrange workshops with visiting turners later this year. The Collaboration group has contracted these turners for their event in late September in Bunbury and have graciously offered WAWA the opportunity to share the experience of these international turners. Details are still being worked out and notice will be distributed as soon arrangements have been finalised. Also, there is a possibility of engaging Irish woodturner, Liam O'Neill for workshops in early September of next year.

To the contingent of WA woodturners heading to Queensland for the TurnFest ... hope you all have a great time and come back enthused and inspired and with lots of stories, photos and reports for the newsletter to share with those of us unable to attend.

*Andrea McCandlish, President*

*"The mind is like a parachute. It doesn't work if it is not open."  
Frank Zappa*

## *Registrar's Ramblings*

### **New Members**

New members who joined us in February will be listed in the next edition.

A note to group secretaries and all members requiring a new name badge or cloth badge, please contact me for those items.

*Barbara Jennings*, Registrar

### *Vale*

Dr Malcolm Exley, 1499, Busselton

A long-standing and valued member whose quiet contributions will be missed.

*Our thoughts and condolences to his families and friends.*

### *Editor's Epistle*

I'm still getting quite a lot of bounced-back emails when sending the newsletter. Please remember to advise the editor, the registrar and the secretary if you change your email address. Secretaries please advise the editor if anyone is not receiving the newsletter.

*Andrea McCandlish* Editor

### **Situation Vacant**

The position of Books and Magazines Librarian needs to be filled now that Peter has taken on secretarial duties.

Please contact Peter for more information on what's involved. Phone 9457 0351

## *Roving Reporter*

*Swan, 27<sup>th</sup> January, 2016*

Well the Swan Club have certainly set the standard for all to follow with an excellent day being had by all attendees. Members were welcomed by the MC Joe Clark and it was good to see that given the high temperatures expected for the day that the venue was air conditioned. The day was opened in the usual manner with the MC Joe Clark giving a warm welcome to all present. Joe advised all attendees to make sure that during the day they took the time to visit the other end of the building where the ladies had put on a display of numerous arts and crafts.

Joe then introduced Ian Keilly who is the Manager of the Parks, Forrest and Wildlife in the Goldfields. Ian advised that he had held this position for 37 years and he then went about delivering an excellent talk of the diversity of the timber species throughout the Goldfields Region. Ian advised that the region had huge varieties of wood which were dense, very hard and were ideal for wood turning and furniture making. He went on to explain how in the early



pioneering days of the Goldfields how wood was extremely important for industry. Huge amounts of timber had to be used to drive the steam engines which were necessary in nearly every part of the region. Ian explained how much of the timber was difficult to work with given how hard it was yet if one was prepared to work at it fantastic results could be achieved. Ian advised that at least 100 different species of Eucalypt were present in the area as well as a vast amount of Mulga. Ian used maps to divide the area into several regions and went through each region explaining the type of wood that was found in each one. He explained that the Great Victoria Desert was in fact wrongly described as a desert given the vast amount of Mallee Trees that could be found there. He reminded us that the Nullabor Plain translated to no trees however this was also not entirely correct given the large range of timbers that could be found there.

Ian brought along with him several hundred pieces of timber which were found in the Goldfields Region. He advised that much of it was regrowth area given that between 1936 and 1972 some 30 million tonnes of timber which equates to 1200 tonnes of timber a day, were brought into Kalgoorlie alone. Lastly Ian advised how his group had supported many wood turning, furniture making and musical instrument making groups with expeditions into the region to collect different species of timber. He advised how the timber parts of bag pipes were especially sought after by makers of the instruments. All in all a very interesting presentation on the timber available in the Goldfields.

Next Joe introduced Vaughan Richards and he gave a demonstration on block to bowl. He went about turning a few logs into slabs ready for turning. He explained how he went about examining the wood for faults before deciding where to cut, then using an electric chainsaw he went about demonstrating his method of slabbing. The timber he slabbed was Jacaranda. He also explained that no matter what method you used the cracking of the timber was almost inevitable. All you could do was minimise it. He advised how he kept all the wood shavings for his garden. Vaughan reminded us all about being safety conscious in wearing a face shield and ear protectors when doing this type of work. Vaughan advised that once he cut the slabs he often weighed them before storing them. He did this a lot with sheoak and jarrah. He would then weigh them again just prior to using them. What he was looking for was to see how much water content they had lost during storage. He also advised that with some pieces he would complete



a rough cut before storing the item away for later use. He also reminded us to be careful with fungicide as this could easily cause problems to the wood whilst it was in storage.

Vaughan explained how he used a series of letters to identify the quality of his slabbed pieces of wood. He used A to indicate no blemishes or faults, A – A split of something similar, B then C. Anything after that was firewood. Vaughan then marked out the centre of a slab he had cut previously and mounted this on the lathe using a faceplate. Vaughan then used a bowl gauge to shape the base of the platter he was making. The wood was still a little on the green side. Having achieved the shape he wanted he fashioned a small foot on the base of the wood. Vaughan then showed how he had created his tools with a distinctive handle shape. He knew then by holding it a certain way exactly how his bevel was lying on the wood. To change the angle he simply moved the tool around to a different grip. He placed his signature of the bottom of the platter explaining this was a good way of covering up the dot in the centre.



After lunch Andrea gave a small presentation on what was happening, then she introduced Bruce Jackson who advised the results of last year club competition. Avon came out winners followed by Mandurah, Bunbury, Gosnells, Melville, Joondalup, Swan, Collie, Busselton, Wandi, Manjimup and Mundaring bring up the rear.

Vaughan then continued on with his demonstration after lunch. He explained the methods he used for sanding his work, indicating that he started with 120 grain and went through to around 600. He then used a hot glue gun to glue the base of the platter onto a face plate. Then he went about shaping and hollowing out the centre of the platter. He explained how when applying hot glue mix to his work how he always left a breather hole to allow air to escape when he brought the pieces together. He then finished the platter of with some light sanding. Once again Vaughan gave a very interesting demonstration.



After the raffle was held with an impressive number of prizes available Joe introduced Brian Kirkby who demonstrated how to use his multi centre chuck. It could be argued that it was a jig, fitted to the chuck, but no matter, Brian went about explaining how he made the chuck using some pieces of aluminium. Brian passed around a number of pieces of his work which included numerous platters which all had off centre shapes cut into them. Brian explained the importance of using counter balancing weights to the chuck so as to assist in properly balancing the work. He then mounted a piece of timber to the chuck. He then went onto explain the need to check everything before starting up. He said you must make certain all screws are tight, the counter balance weights are secure and that the variable lathe speed is set to low. Brian explained how he used a profile gauge to ensure all the holes in the platter were cut to the same depth. Once he had cut the first hole in platter he used a power tool to sand it, then he simply changed the centre by loosening the

locking nuts and moving the work to the next position. He then explained how he had two pencil marks on his tools rest which he used to ensure all his platter cuts were the same width as well

as the same depth. After completing three holes in the face of the platter, Brian demonstrated how he used cole jaws to reverse the work and remove the spigot from the base of the platter. Brian ran out of time in which to complete his demonstration. This was caused by the long running of the raffle. However albeit a very short demonstration, it was a very good one to finish of a great day.

Lastly it was over to Bruce Jackson to go through the results of the day's competition. Yet again members in all classes had excelled themselves with the standard of entries being very high. The topic of the competition was a flying saucer bowl and congratulations to all the day's winners.

See you all at Collie in March.

*Keith Davies – Rowing Reporter.*

## *News From the Groups*

### *Bunbury Bites*

The 2016 year has started with a large project that is being undertaken by members of the Bunbury Group. The club has been commissioned by the AMD Accountancy Company to make 100 Jarrah Bowls. These bowls are to be presented to each of the international delegates who are attending a conference here in Bunbury in May 2016. The bowls will have a label attached to the bottom indicating what they are and who they were made by. The club will as a result of this venture make a significant amount of funds to purchase more equipment. The bowls will venture to many parts of the world.

At the meeting of Wednesday March 2<sup>nd</sup>, 2016 three entries for the monthly competition were received. The theme was a natural edged bowl. Winner on the night was Barry Laidler, second Norm Hoskins and third Kevan Hunt. Several members brought in tools of yesteryear and gave a talk about them. The evening finished with Joe Hegney outlining his life history.

The Australia Day Pizza and Ice Cream Night was a great success. This was followed by a short walk from the clubroom to the Bunbury Foreshore to watch the Australia Day Fireworks.

*Keith Davies, Club Secretary*

### *Collie - From the Coalface*

Hi all, more news from the coalface. Our group was back in action once again kicking of the 2016 year.

We had our first meeting on the 31st of January with a outstanding attendance. Competition winners were: Advanced - Doug Gulvin with a very impressive inside outside turning.

Novice: Ken Morgan with a burl bowl. Ken now has joined the advanced group.

We have now started Monday nights and on our first night saw 9 members there with all lathes in action.

Members are now active with corporate lawn bowls. At the first night, we went down by 2 points well done every one.

Things are well in hand for our workshop on the 19th March - demonstrators have been organised, catering is well in hand and we will be working hard to put on a fantastic week end.

Did you hear about the "woodie" who was making a lidded box? Spent a lot of time making the box, turned out a nice article, then came the lid - turned out fine, lot of time polishing. Then time

to put them together ..... oops! lid fell straight into the box. Apparently measured the inside of the hole on the box but never allowed for the overhang so now has a box requiring a lid and a lid requiring a box.

Competition results for Febuary were Advanced : Colin Valli, Novice: Trevor Flynn and Gwen Rakoci tied for first place. The item for the month was a platter with some fine pieces presented on the day.

All is in readiness for our weekend workshop on the 19th March so don't forget the competition piece is a natural edge bowl. We're looking forward to seeing lots of entries.

Our treasurer has decided to go on holidays with his wife, leaving me to look after the books in his absence. Trusting he will have a great break and come back fully revitalised.

That's it for the time being from the Coalface.

*Dave \$*

### *Gosnells Gossip*

Gosnells Group reconvened on 13 Jan 2016 all refreshed, bright-eyed and bushy tailed, I think. Anyway we all quickly took up where we had left off in 2015 with due allowance for a bit of gossip and catching up. Apart from other distractions the weather had not encouraged much workshop time. In preparation for next Christmas spinning tops and skipping ropes were in production. Chris Smith was also seen to be engaged in turning a flying saucer bowl. On 20 Jan Chris presented his completed flying saucer bowl for show and tell. Beautifully finished, as usual, with a tiny opening with a stopper garnished with grass coral, this was a standard to aspire to.

27 Jan was scheduled for a demonstration by Timbecon, unfortunately they didn't show. Those who had brought tools turned, the rest of us socialised, gossiped or just looked on. Anyway we enjoyed ourselves.

3 Feb was a normal turning day with the usual variety of projects underway. Show and tell produced a bowl in camphor laurel by Mark Enright, an interesting humming top by our "top turner" Derek Pollard and a well finished bowl by Peter Manchee.

Mark offered up an ingenious bottle opener for show and tell on 10 Feb made from one of his offcuts. At this session we commenced a group project. Make something from a 100mm cube of Jarrah.

On 17 Feb George Kieliger spoke on, and illustrated the pitfalls he had encountered when turning a winged bowl. This acted as a useful warning for many of us. Kevin Cheetham showed some coasters he had made decorated with photographs. Not woodturning but of interest to all of us interested in craft work.

Mark Enright was our demonstrator on 24 Feb. Mark demonstrated the finer points of turning a natural edged bowl. Unfortunately his prepared blanks all developed fine cracks which resulted in the nearly finished bowls disintegrating in dramatic fashion. In spite of this setback Mark gave an interesting demonstration accompanied by a humorous commentary.

The results of the group project were presented on 24 Feb and were critiqued by Owen O'Neill. There was a wide variety of items ranging from a nutcracker through several boxes to a miniature funerary urn, all of a good standard although the cracks in the supplied material needed attention. Thank God for Superglue!

*Jim*



## *Joondalup-Wanneroo*

(Editor's Note: Scribe Bob is excused for only providing photos this edition - he's recovering from heart surgery! Hope you are back in action soon, Bob)



Above: bowl by Aiton Sheppard  
Below: bowl by Graham Turner



Above: bowl by Bob Hammett  
Below: bowl by Charlie Totten



## *Manjimup Matters*

Activities in the "Long Shed" over the past few months have been somewhat curtailed by a serious white ant infestation. Roughly one third of the internal north wall had to be demolished after the termites were baited. A busy bee was held a few days before Christmas to remove as much of the wall as possible – and this included the display shelves in "Kevin's Korner" which will be replaced in some form or other in due course.

The builder replaced the affected wall with Villaboard during the break. We then held a couple of busy bees to paint the wall and also the floor. This was made easier by the donation of paint by Dulux through a local supplier, Manjimup Motors. Negotiations with the Shire resulted in a sharing of the costs which was also a huge help.

Fortunately, this did not impact too much on our normal end of year activities. Just before Christmas we delivered the usual bowls filled with chocolates to HACC to be given to their volunteers. Prior to that we completed the skipping rope handles and spinning tops for the Shoe Box programme.

The 2015 Cherry Festival was held on December 12<sup>th</sup> and was a great success. The organizers said the crowd was the best ever, and this was helped by good weather.

We also held a raffle for the Asbestos Diseases Society in memory of former member, Irene Worth. Since Irene passed away in 2012, our members have helped to raise just over \$7000 for the Society.

Our final social activity for 2015 was a Christmas wind up party. This was attended by most of

# **COLLIE GROUP**

**WEEKEND WORKSHOP  
SATURDAY 19<sup>TH</sup> APRIL 2016  
MARGARETTA WILSON CENTRE  
105 FORREST STREET COLLIE  
(OPPOSITE COLES SUPERMARKET)**

**Convenor: Domenic Italiano**

**MC: Dave Saunders**

**Safety Officer : Doug Gulvin**

**Competition Item: Natural edged bowl any size.**

**Raffle**

**Trade Supplier P-Square Agencies**

## **PROGRAM**

8.00 AM Set up – All hands please

8.30 AM Registration & Fellowship

8.50 AM Welcome & Convenor's Announcements

9.00 AM Demonstration Don Clarke – Inside/Outside turning

10.00 AM Morning Tea – All members please bring a plate

10.30 AM Demonstration Charles Broadbent – Lidded Box

12.00 NOON Lunch Sausage Sizzle - \$5.00

1.00 PM WAWA President's Forum

1.30 PM Demonstration –Joe Clarke – Bowl

2.45 PM Afternoon Tea

3.15 PM Raffle draw

3.30 PM Competition Results

**4.00 PM Pack up – Lots of helping hands please**

our membership together with wives/partners. There was no shortage of good food and good will and a great way to finish the year.

To start 2016 off on a good note, we were invited to the Grand Opening of the Men's Shed in Manjimup. This was formally conducted by the Hon. Terry Redman in the company of about 100 people.

Lets hope 2016 is a safe, productive year.

*"There is a better way to do it, find it." THOMAS EDISON*

*Yvonne Pegrum*

### *Melville Mutterings*

13 Jan – First meeting for 2016 after an enjoyable break with family friends. Business for the day was a routine meeting to get the years programme outlined followed by an presentation by Convenor Roy Lundy on his varied working life experiences following school. Interesting & varied scope of jobs.

20 Jan – Today Rob Snowdon demonstrated his approach to creating an off-set turned salt/pepper grinder. Time did not enable Rob to complete the project & this has been scheduled into the Group programme for the 24<sup>th</sup> February. Good tabling of items for S & T.

27 Jan - Hands on day under the control of Convenor Roy with members turning a small clock. No S & T segment.

3 Feb – A demo/presentation today by our new member, Marcello Verrecchia on an overhead CNC router for which he is the agent & which can complete a multitude of tasks following appropriate programming. An intriguing & enlightening presentation leaving members quite fascinated with its scope of capabilities.

10 Feb – Syd Harvey (acting Convenor for the day) demonstrated how to make a small turned combination safe comprising two hollowed telescopic tubes with a number of wooden rings on the outside, each with letters/numbers on the outside circumference. Wooden pins comprise the locking device but can be opened when the outside rings are rotated to release the combination & allow the the "safe" to open. S & T – a good tabling described by Les Small.

17 Feb – "Hands on" day again under the control of Norm G with the project being on off -set turned small clock holder. Being "Hands on" no S & T.

*70M108P*

### *Swan Snippets*

Jan 2016 and the Swan group has gathered for their first meeting of the year. Good attendance with most of the members bringing in some very interesting Show and Tell. Our Show and Tell sessions continue to showcase the varied skills and talents of our members, the items have been many and varied. Bowls of all descriptions i.e. flying saucer, pencil wood, pedestal, natural edge burl and many others. Some of the other items were wooden chain links and items to assist in their making. Hand carvings, wine cooler, tulips, tea lights, wooden tractor, birds, lidded box, biscuit barrel, candle holder, spinning top, hammer handle, biltong cutter, nut cracker, magic wands, bike hat rack, and a miniature table with turned legs along with a pull out drawer, chopping board and rolling pin.

Apologies to Bruce Sheppard for omitting to mention in the last



Swan Snippets, that congratulations goes to Bruce who won the Eric Walker Award for the most demonstrations during 2015 and the advanced category of the competition. I know Bruce was honoured to receive both these awards for a year of effort and excellence in his wood turning. Our first demonstration for the year was conducted by Malcolm Munro who held the floor with his back-to-basics demo, tool holding, and Malcolm's way of sharpening his tools assisted by his home made items to help achieve his results.

A bowl with pedestal stand from one piece of Karri wood was Joe Clark's demonstrated item. Turning this item held our interest. Well executed demo resulting in a charming shaped bowl with natural holes of interest.

The Ferguson tractor was the topic by Des Johnson who also made and displayed a small wooden replica Ferguson tractor. During the 1956 floods, the New South Wales town of Wentworth, located on the junction of the Darling and Murray Rivers, was saved from flooding, due to 500 of these tractors which were responsible for helping to erect a levee around the town which kept floodwaters at bay for months. Interesting talk.

Flying saucer bowls are the inspiration of Ian Moss and he again delighted us with a demonstration of his technique in hollowing one out. The sharp inside undercut that follows the outside profile was again demonstrated with ease and skill. Although jarrah wood is dusty and dirty it certainly makes for a lovely bowl.

Bob Jones conducted a talk on miniature Farm Wagons. Three different wagons were displayed which had been meticulously constructed. Bob has put together a kit for one of the wagons which contains the cut timber and all the other components along with a drawing to size. These kits are available for purchase through a number of different outlets, one of which will have one of Bob's wagon on display. Very interesting.

Ian Moss demonstrated all the essential steps in the creation of a natural-edge bowl, its gently undulating, bark-edged rim, reflecting the contours of the log from which it is made. Ian showed how he gets started on making a natural-edged bowl from burl. Nicely done.

Joe Clark has put together an interesting events program for the Swan Club, which includes project demonstrations, project critique, and competitions to align with WAWA competitions. Joe is encouraging all members to become involved in demonstrating rather than relying on our more senior experienced members. Our first project item was two tool handles. A very fine pair was brought in and the critique was very favourable. Another set were not to this professional standard but also received good feedback.

Our Swan Weekend workshop was a great success on the 27<sup>th</sup> Feb and we would like to thank all members who assisted with the planning, preparation and clean up on the day. But more importantly our thanks go out to our sponsors, demonstrators, competition judges, roving reporter, very helpful partners and all who attended, resulting in making our Workshop such an enjoyable day.

*Mary Byers*

### *Toodyay Tattles*

Hi from Toodyay and the Avon Woodturners.

Things are going along well in the Avon Valley. Weather report - quite a bit of rain in January but was not beneficial except to Hobby farmers with tanks. February has been hot and dry!

We started our return to activities with a breakfast which got stuffed up. We had a power blackout and it was reported that all of Toodyay was out, so cancelled only to find the town centre was still



attached to power. So some turned up and others missed out. We will re-schedule for a later date.

There is some good news here as we have now started to meet on a Wednesday evening and have found that this has opened up opportunities for people whom can't come Sundays. As a result, we now have three new members and would like to welcome to our midst Margaret O'Sullivan, Willem [Bill] De Paus and, last but not least, Peter Kovac. It is good to see our group growing again.

Our new building has not started at this stage but is due to start any time now. We have decided on the interior set-up (lighting, power points, etc) and we are ready to go with fit out as soon as finished. We have heavy duty shelving ready to go that we purchased some time ago in anticipation.


Please remember our weekend workshop coming up in June and we hope to be able to show off our new premises then.

Our local Baker has approached us to turn a number of rolling pins for him and so we have undertaken to do this as a fund raiser. We are going to need all the funds we can get for when we move into our new shed - we're dreaming on how we can fill all that extra space!

As the Roadwise message says "DON'T DRIVE TIRED"

## The Tattler

\*\*\*\*\*

 **carbatec**  
THE HOME OF WOODWORKING

168 Balcatta Rd, Balcatta WA 6021  
P (08) 6143 5788 F (08) 6143 5789  
[www.carbatecwa.com.au](http://www.carbatecwa.com.au)





# **DEMONSTRATION SEMINARS**

WAWA has pleasure in announcing that a number of free half day seminars will be held this year, around the metropolitan area, and in the south-west. They are aimed specifically at relatively new or middle level turners, who require a little more confidence before standing up in front of their peers, to conduct a demonstration.

The seminars are to be conducted by Norm Gratte and David Rechter, will run for approximately 90 minutes, and are divided in to three parts:

- 1) Initial planning/practice, in the weeks and days leading up to a demonstration,
- 2) At the venue, prior to the demonstration, and
- 3) The actual demonstration

In addition, to assist in the improvement of member's competition and judging skills, each of the seminars will be followed with a 30 minute session on the 5 different areas that WAWA judges are requested to consider.

## **Dates & Venues**

**Seminar 1:** Saturday 2nd April, commencing at 10.00am  
Bunbury Group Workshop  
cnr. Thomas & Hislop Street, Bunbury

**Seminar 2:** Saturday 30th April, commencing at 9.30am  
Swan Group Workshop  
Swan Senior Citizens Centre  
The Avenue, Midland

**Seminar 3:** Saturday 7th May, commencing at 9.30am  
Mandurah Group Workshop  
Falcon Reserve,  
30 Lynda Street, Falcon

## **Special Notes**

The venues have been arranged to reduce the travelling for members, and therefore we recommend that Groups attend seminars, as per the following details:


- Seminar 1: Bunbury, Busselton, Collie and Manjimup
- Seminar 2: Swan, Avon Valley, Joondalup/Wanneroo and Mundaring
- Seminar 3: Mandurah, Gosnells, Melville and Wandi

Obviously, if the particular date does not suit a member, you would be more than welcome to book another venue.

The SW seminar will start a little later than the city seminars, and both morning tea and a light lunch will be provided. The city days will commence at 9.30am, with morning tea provided, and the full session to be concluded by 12noon.


For catering and seating arrangements, it is requested that all members make a booking with David Rechter, on 9310 1726 or 0412 886 500.

## A Selection of Flying Saucer Bowls .....



By Bernard Boycott  
1st in Novice Class

There was a fantastic display of interpretations of this competition item. The full catalogue can be seen on the web site.



By Lucy Barry  
4th in Novice Class

# CWS

[www.cwsonline.com.au](http://www.cwsonline.com.au)

## Carroll's Woodcraft Supplies

*Your one stop shop for all your Woodcraft Supplies*









**Phone, email, web mail order specialists**

Carroll's Woodcraft Supplies  
53 ESSEX STREET, MOOLAP, VICTORIA, 3224  
Phone: 03 5248 0726 Fax 03 5248 7216  
Email: [cws01@tpg.com.au](mailto:cws01@tpg.com.au)  
[www.cwsonline.com.au](http://www.cwsonline.com.au)



By Bruce Shephard  
2nd in Advanced Class  
2nd in Most Popular Class  
3rd in Open Class



By Rob Snowden  
1st in Intermediate Class 2nd in Open Class

***For Sale***

## ***Neil Turner - Private Tuition***

I am offering private tuition in woodturning, carving, pyrography and embellishing.

Courses can be tailored to your requirements.

Course duration: 9am to 4pm

Cost: \$300 per day, includes morning & afternoon tea and lunch.

Accommodation available: \$60 per night, includes breakfast

Contact: Neil or Suellen Turner by phoning 9795 3737 or mob. 0488 996 120  
Or email at: nm.sm.turner@wn.com.au

### **WOODTURNING PROJECT PARTS**

The B-Y in project parts from Box, Clock, Cutlery  
to Spinning Tops and Yoyo

Telephone : 9330 8383

Email : jim@telama.com.au

### **MAYAMA GEMS**

**2/41 McCOY STREET MYAREE 6154**

# MELVILLE GROUP

**WEEKEND WORKSHOP: SATURDAY 23<sup>rd</sup> April 2016**

**(note this is the 4th Saturday of month)**

Melville Recreation Centre

Corner of Canning H'way & Stock Rd

Convenor: Roy Lundy

MC: Les Small

Hosts: Melville Members

**Competition Item:** Turned form with legs.

**Trade Supplies—P-Square Agencies**

**Timber supplies-- Bruce Jackson -- Graham Turner Goldfield's Burls**

## **PROGRAMME**

7.45am Set-up

8.15am Registration & Fellowship

9.00am Welcome & Announcements.

9.10am **David Rechter** - Art deco bud vase.

10.00am Morning Tea (Members please bring a plate of Goodies)

### **Competition Voting Commences**

10.30am **Martin Burgoyne** - Marquetry and Parquetry Techniques

### **Alternate Programme**

**Frank Dymond**---Entertaining Grand Children

A handbag full of ideas to keep them occupied, from toddlers to teenagers.

12 noon Lunch –Ham and salad or a cheese and salad roll plus a piece of fruit - \$6.00

1.00pm Competition voting closes

**Andrea McCandlish**—President's Forum

1.10pm **Rob Snowden**---An offset salt and pepper mill

3.05pm Afternoon Tea

3.35pm Show and Tell, Raffle

Competition results

**PACK UP—MANY HANDS MAKE LIGHT WORK**

# Competition Results

*Swan, February 2016*

Competition Item: flying saucer bowl

## NOVICE

1. Bernard Boycott
2. Lex McLachlan
3. Lyndsey Dunning
4. Lucy Barry

## INTERMEDIATE

1. Rob Snowden
2. Brian Kirkby
3. Cheryl Butler
4. Ray Robertson

## ADVANCED

1. James Murray
2. Bruce Shephard
3. = David Rechter & Don Clarke

## MOST POPULAR

1. James Murray
2. Bruce Shephard
3. Len Freeman
4. Dennis Hadden

## OPEN

1. James Murray
2. Rob Snowden
3. Bruce Shephard
4. = Don Clarke & David Rechter

***Congratulations to all winners and place-getters***

**From the new Weekend Workshop Coordinator**

Would all those interested in demonstrating at weekend workshops in the new year ( 2016) please send your name and contact details to me [davidoye48@gmail.com](mailto:davidoye48@gmail.com) so I can compile a register for 2016 to assist groups wishing to contact potential demonstrators.

Thank you

David Doye



# TECHNICAL DESK

A Joe Hegney archive from edition 141

*At a 'Hands on' morning (in 2009), at the Melville Group, Norm Gratte had us all turning Easter Eggs boxes. The main purpose of the exercise was 'hollowing'. The second problem was the shape of an egg?*

## To draw the 'perfect' egg shape.

Draw a circle, say 40mm diameter, and mark the vertical & horizontal centre lines.

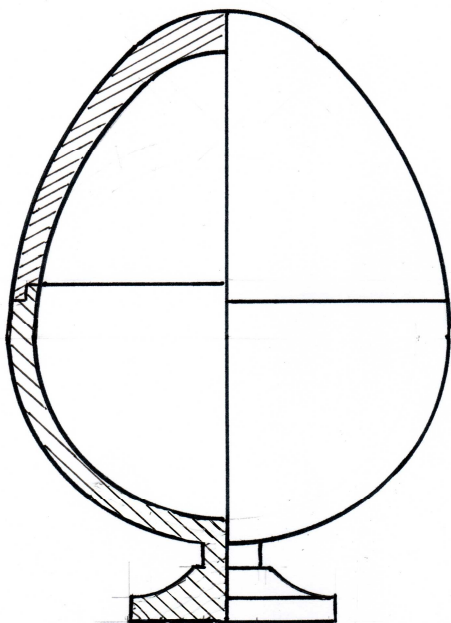
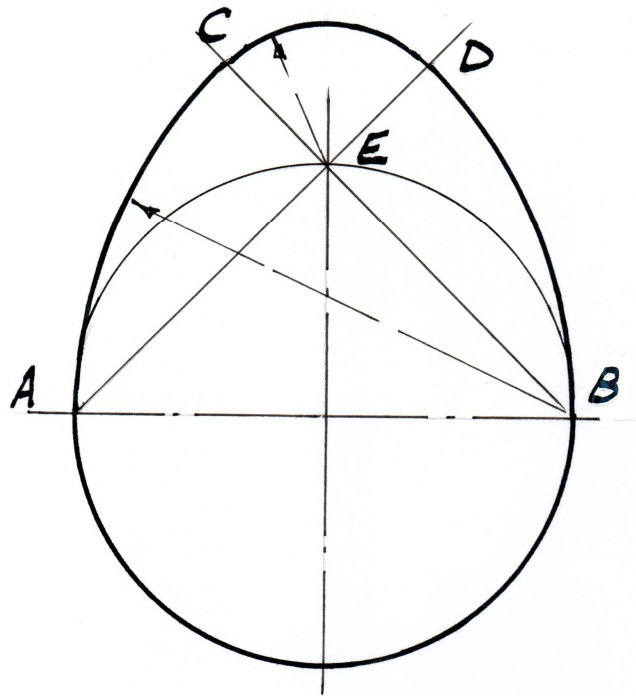
Draw the lines AD & BC that pass through E.

Set the compass to 40mm and with centre B, draw arc AC.

Repeat the process to produce arc BD.

Then with centre E and EC as radius, complete the egg.

*Having completed an accurate drawing, enclose a rectangle round the shape and check for the 'Golden rectangle'!*



**The Easter Egg box** – the big question is, where should one locate the join. I am quite happy to leave that to personal choice!

# Diary Dates

## Competition Items for 2016

**February 27th—Swan**  
Flying saucer bowl

**March 19th—Collie**  
Natural edged bowl

**April 23rd—Melville**  
Turned form with legs

**May 21st—Mandurah:**  
Pedestal, minimum height 600mm

**June 18th—Avon**  
Decorative wall-hanging

**July 16th—Gosnells**  
Platter

**August - Wood Show TBA**

**August 20th— Bunbury**  
Wine table

**September 17th—Wandi (AGM)**  
Money box

**October 15th—Joondalup-  
Wanneroo**  
Burl item, no restrictions

**November 19th—Busselton**  
Table lamp  
1 for novice & intermediate  
Matching pair for advanced

## WAWA Shopping Centre Displays 2016

Bullcreek Shopping Centre - 4th to 9th  
April

Kardinya Shopping Centre - 20th to 25th  
June

Wood Show - 5th to 7th August

Park Centre, Victoria Park - 29th Aug to  
3rd September

Melville Plaza - 3rd to 8th October

Southlands Shopping Centre - 17th to  
22nd October

Armadale City - 31st Oct to 5th  
November

Waterford Plaza - 7th to 12th November

Phoenix Shopping Centre - 28th Nov to  
3rd December

The following may be contacted for  
information or if you would like to join the  
display/sales team.

Brian Fowlie 9310 3161

Neil Piper 9399 3723

Geoff Saw 9354 1562

### Demonstration & Judging Seminars

Bunbury - 2nd April. 10am. Bunbury  
Club Rooms cnr Thomas & Hope St,  
Bunbury

Swan - 30th April. 9.30am. Senior  
Citizens Centre, 1 The Avenue, Midland

Mandurah - 7th May 9.30am. Mandurah  
Group Workshop, Falcon Reserve, 30  
Lynda St, Falcon